


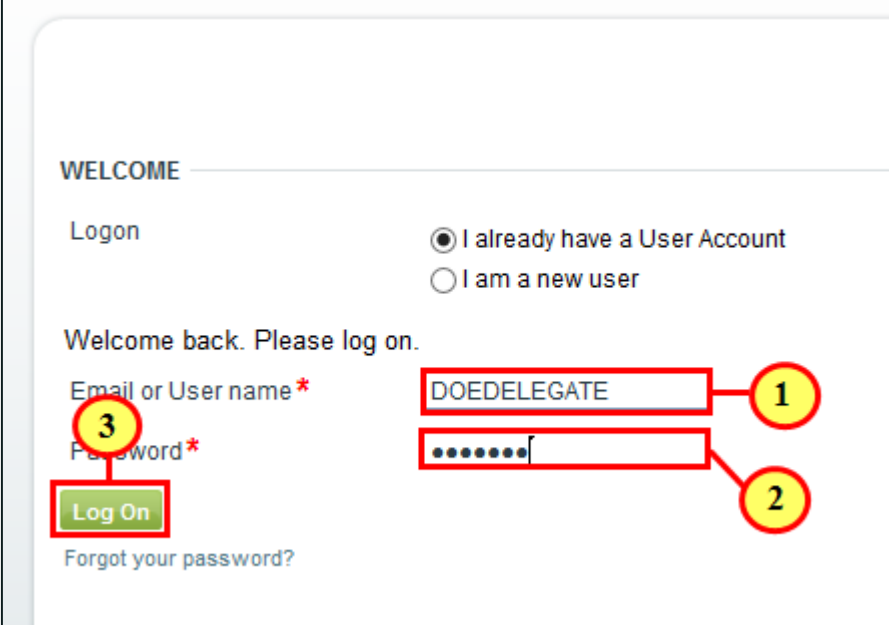
ITU/TIES USER ACCOUNT: CHANGE PASSWORD

ITU/TIES USER ACCOUNT: CHANGE PASSWORD

Login to ITU/TIES User Management Page

 Login with the user account on this page.

1. Enter your login **Email or User name** in this field, such as here: <**DOEDELEGATE**> is entered.
2. Type a relevant password in the **Password** box.
3. Click on the **Log On** button.



WELCOME

Logon I already have a User Account
 I am a new user

Welcome back. Please log on.

Email or User name* 1

Password* 2

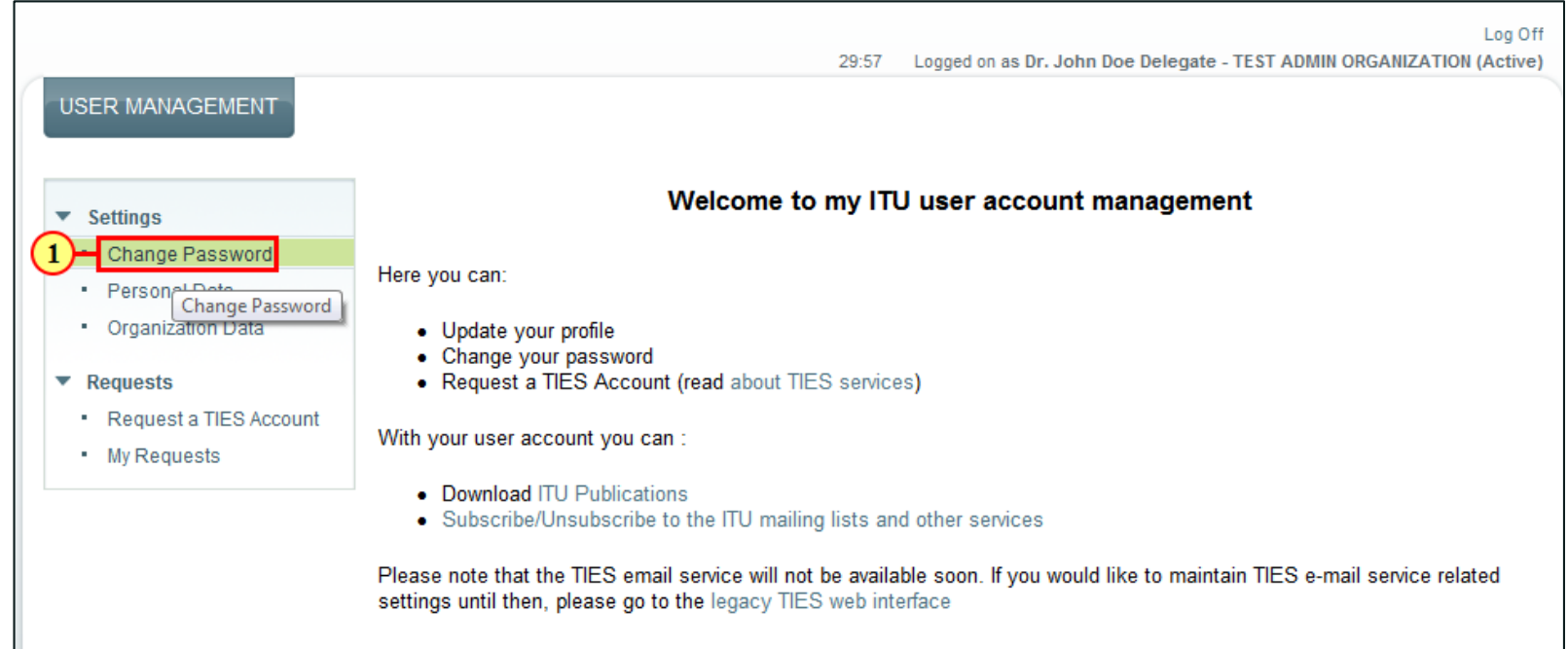
3

[Forgot your password?](#)

ITU/TIES USER ACCOUNT: CHANGE PASSWORD

Go to Change Password

1. Click on **Change Password** in the **Navigation bar**.



The screenshot displays the ITU/TIES user account management interface. At the top right, it shows the time '29:57' and the user's identity: 'Logged on as Dr. John Doe Delegate - TEST ADMIN ORGANIZATION (Active)'. A 'Log Off' link is also present. The main navigation bar is titled 'USER MANAGEMENT' and contains a 'Settings' dropdown menu. The 'Settings' menu is expanded, showing 'Change Password' highlighted with a red box and a yellow circle containing the number '1'. Other options in the 'Settings' menu include 'Personal Data' and 'Organization Data'. Below the navigation bar, the page title is 'Welcome to my ITU user account management'. The main content area lists actions the user can perform: 'Update your profile', 'Change your password', and 'Request a TIES Account (read about TIES services)'. It also lists actions that can be done with the user account: 'Download ITU Publications' and 'Subscribe/Unsubscribe to the ITU mailing lists and other services'. A note at the bottom states: 'Please note that the TIES email service will not be available soon. If you would like to maintain TIES e-mail service related settings until then, please go to the legacy TIES web interface'.

ITU/TIES USER ACCOUNT: CHANGE PASSWORD

Change Password

1. Enter your existing password in the **Current Password** box.
2. Enter a password of your choice in the **New Password** box.
3. Re-enter the password of your choice in the **Confirm New Password** box.
4. Click on the **Change Password** button to confirm the change.

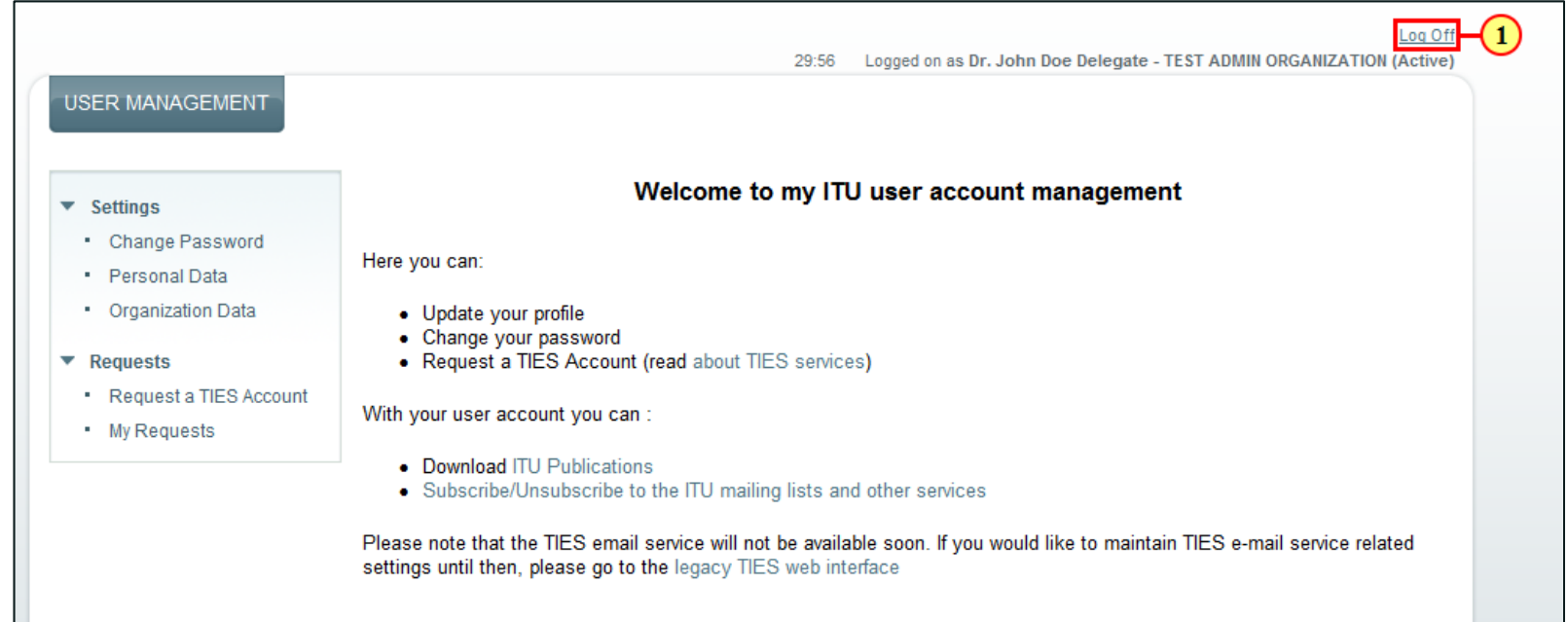
The screenshot displays the 'USER MANAGEMENT' interface. On the left, a sidebar menu is visible with 'Settings' expanded to show 'Change Password' (highlighted in green), 'Personal Data', and 'Organization Data'. Below 'Settings' are 'Requests' options: 'Request a TIES Account' and 'My Requests'. A red box highlights the 'Change Password' button in the sidebar, with a yellow circle containing the number '4' pointing to it. The main content area is titled 'CHANGE PASSWORD' and contains the following fields: 'E-Mail' (pre-filled with 'test_admin@es_del@yo', with a yellow circle '1' pointing to it), 'Current Password*' (password field with a red box and yellow circle '1' pointing to it), 'New Password*' (password field with a red box and yellow circle '2' pointing to it), and 'Confirm New Password*' (password field with a red box and yellow circle '3' pointing to it). A red box highlights the 'Change Password' button in the main content area, with a yellow circle '4' pointing to it.

ITU/TIES USER ACCOUNT: CHANGE PASSWORD

Log Off

User is now logged in with the new password.

(1) Click [Log Off](#).



29:56 Logged on as Dr. John Doe Delegate - TEST ADMIN ORGANIZATION (Active) [Log Off](#) 1

USER MANAGEMENT

- ▼ Settings
 - Change Password
 - Personal Data
 - Organization Data
- ▼ Requests
 - Request a TIES Account
 - My Requests

Welcome to my ITU user account management

Here you can:

- Update your profile
- Change your password
- Request a TIES Account ([read about TIES services](#))


With your user account you can :

- [Download ITU Publications](#)
- [Subscribe/Unsubscribe to the ITU mailing lists and other services](#)

Please note that the TIES email service will not be available soon. If you would like to maintain TIES e-mail service related settings until then, please go to the [legacy TIES web interface](#)

ITU/TIES USER ACCOUNT: CHANGE PASSWORD

ITU/TIES User Management Login Page

 User will be taken back to the ITU/TIES User Management login page, after logging out.

Log On
29:57

WELCOME

Logon I already have a User Account
 I am a new user

Welcome back. Please log on.

Email or User name *

Password *

[Forgot your password?](#)