

Present a series of contributions to help closing the gaps between current Qdj and the industry requirements

Rodrigo
Coelho
System Architect
Industrial
Communication



SIEMENS



Communication Requirements for Industrial Automation

why (and how) User/Network Interface must be modified

Agenda

- Industrial automation requirements
 - System level
 - End station level
 - Network level (out of scope of this contribution)
- Stream request and response requirements
- Proposed **UNI** parameters
 - **Timeliness** aspects
 - Other aspects in future contributions

System level: Plug & Produce

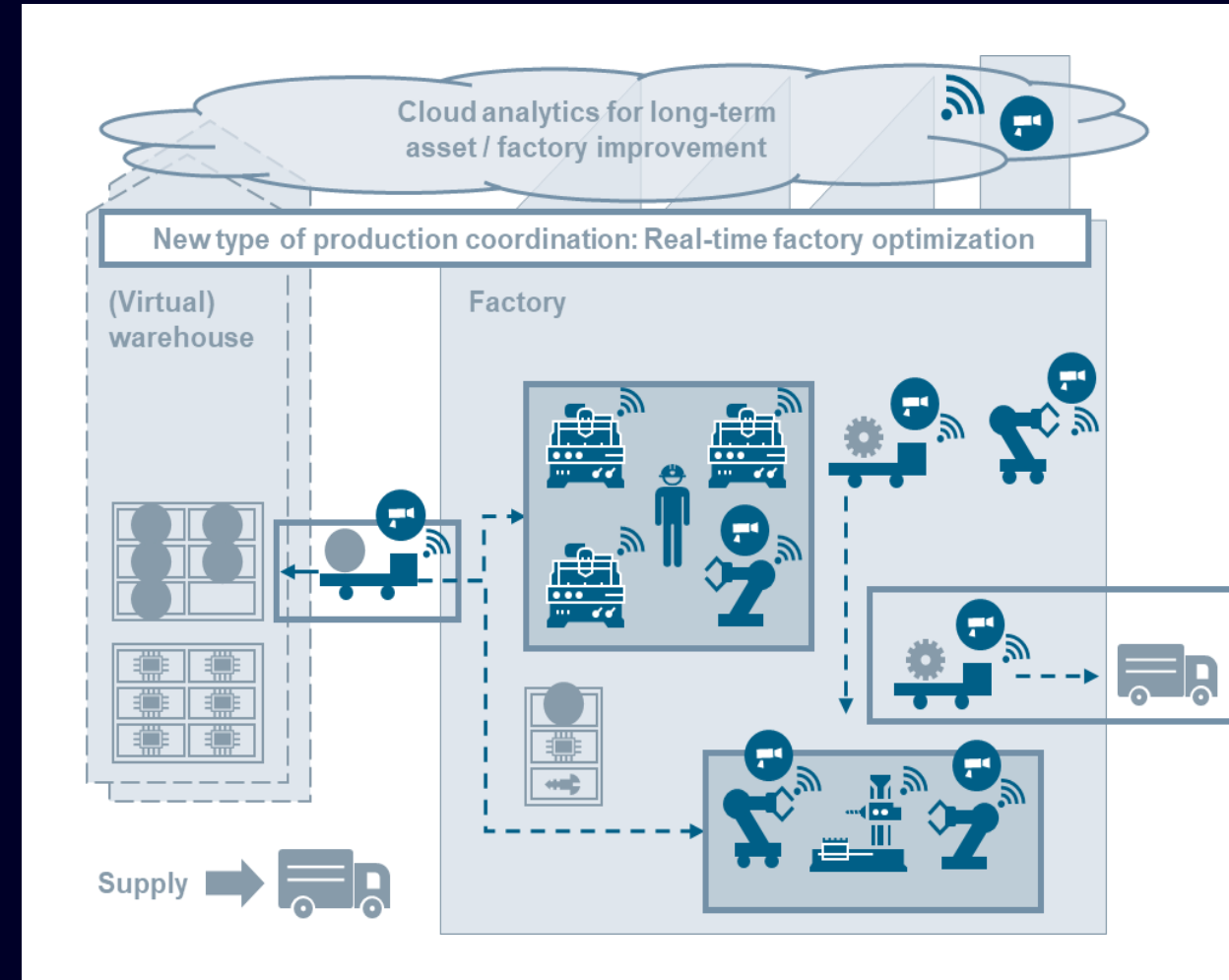
Dynamics and converged network

Plug & produce

Machines (network parties)

- added and/or removed **without** additional network engineering steps
- **Incremental** network configuration needed
 - Applications request network resources
 - If request is granted, **new applications** communicate **over existing network**
 - **New streams established**
 - **Old streams still work**
 - Stream removal possible
 - Releasing no longer needed resources

Incremental network configuration and resource allocation



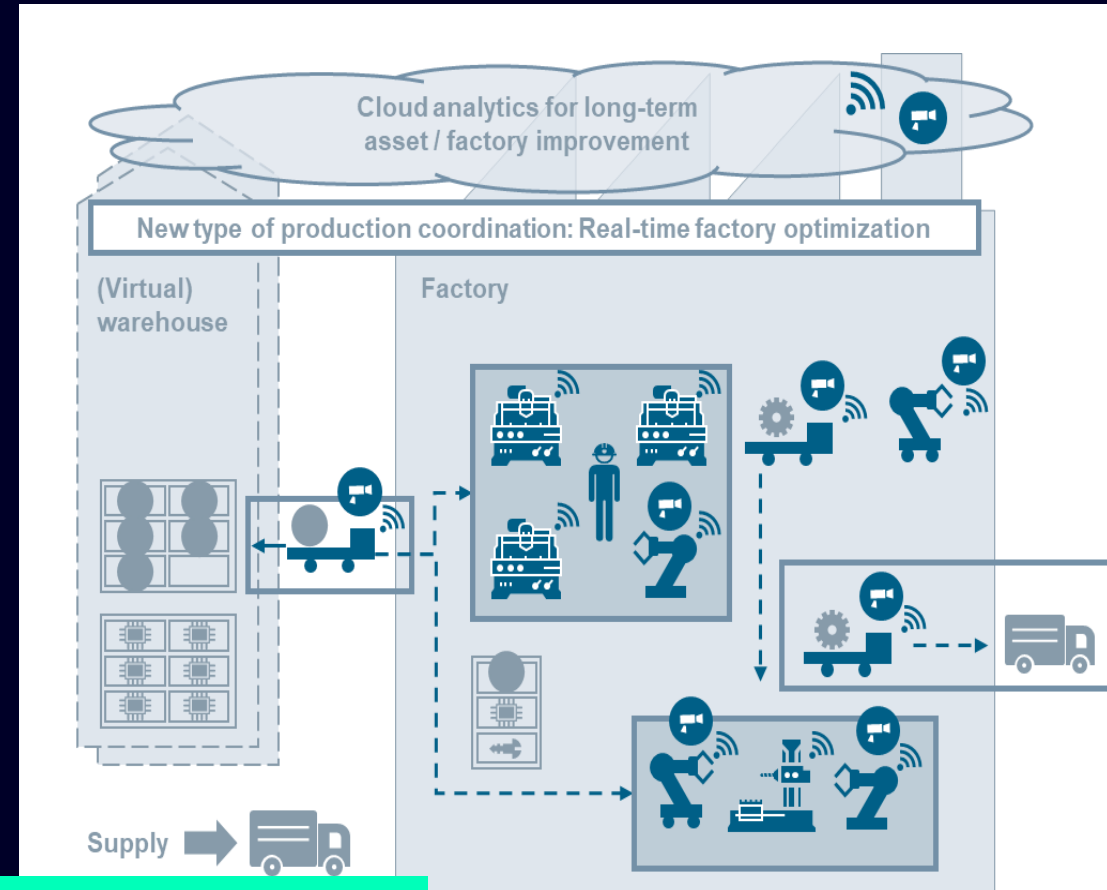
Converged network supporting Plug & produce

Application engineering

- Functionality
- Timeliness requirements
- Including communication

Independent of network knowledge

- Shaper agnostic
- MAC addresses unknown
- ...

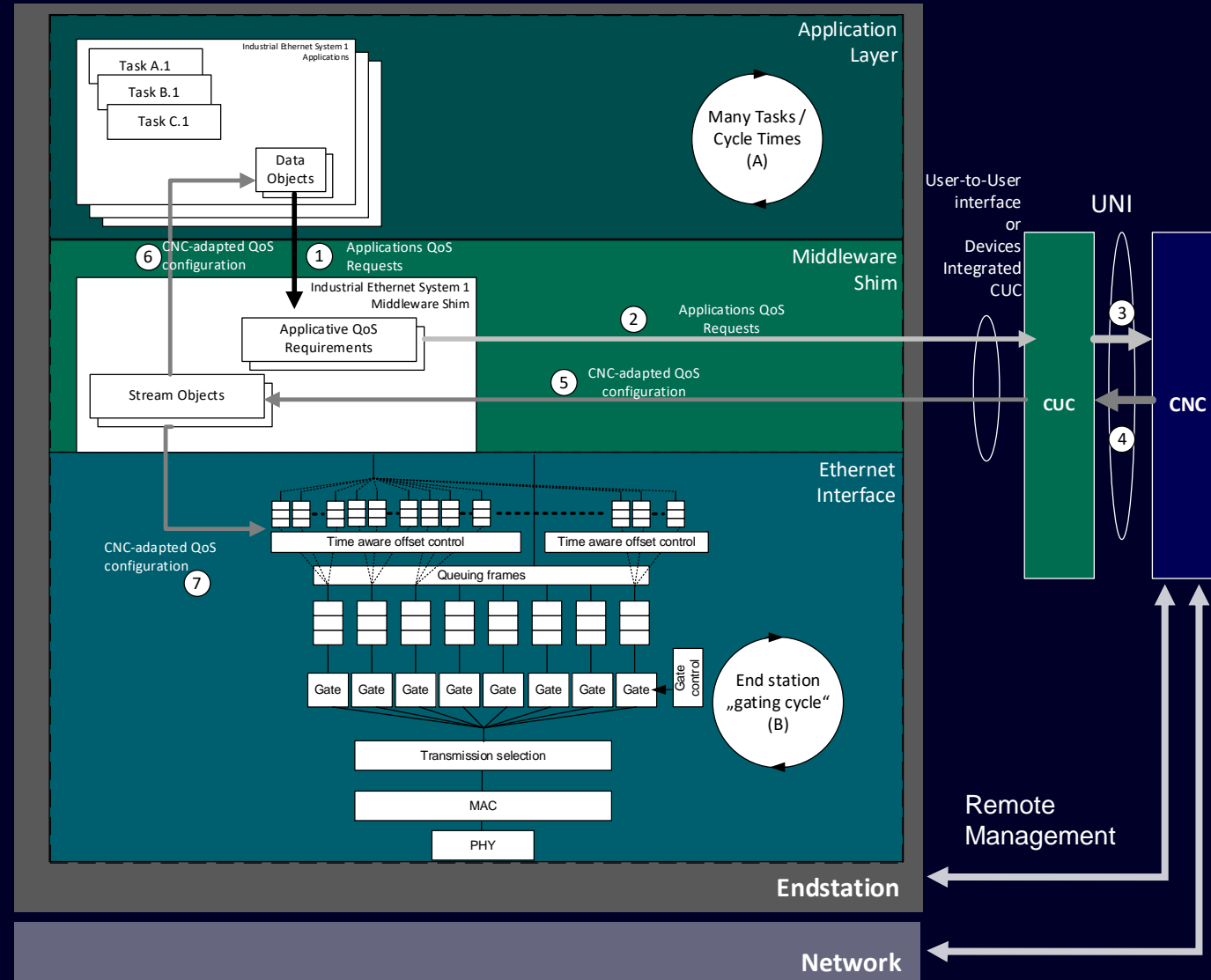


Application engineering independent of network engineering

End Station (ES) level: ES Model

End station by IEEE/IEC 60802

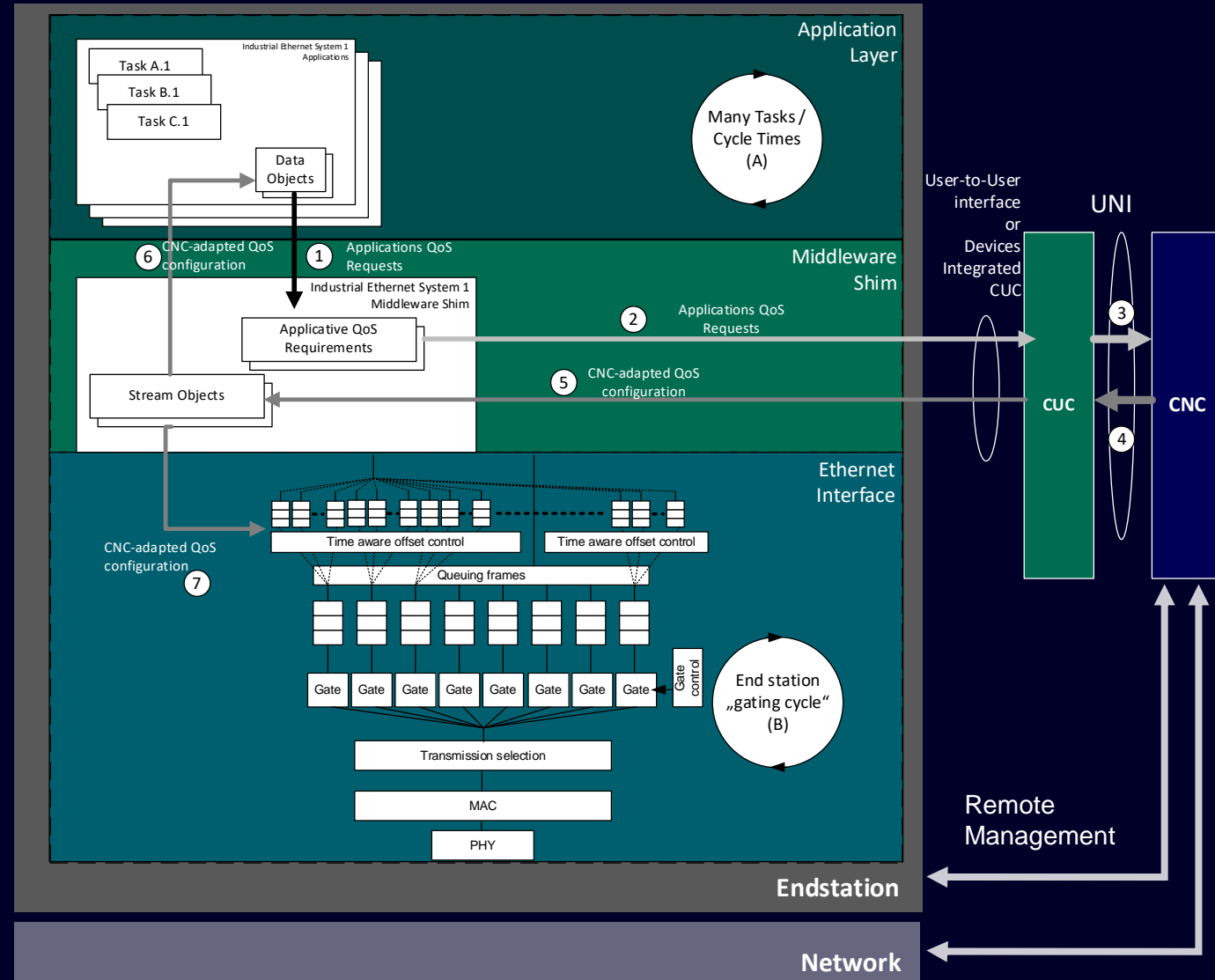
- Communication requirements from IA application
- Data objects (application and communication relations)
- ES middleware (CUC part of middleware)
- Translates application layer requirements into stream requirements
- Sends Stream requests to CNC via UNI
- CNC responses to middleware via UNI
- Setup comm based on stream responses
- CNC establishes stream using remote management



Extracted from 60802-Steindl-Clause4-0121-v17-clean.pdf
(Contributions 21-05-SantaFe)

End station by IEEE/IEC 60802

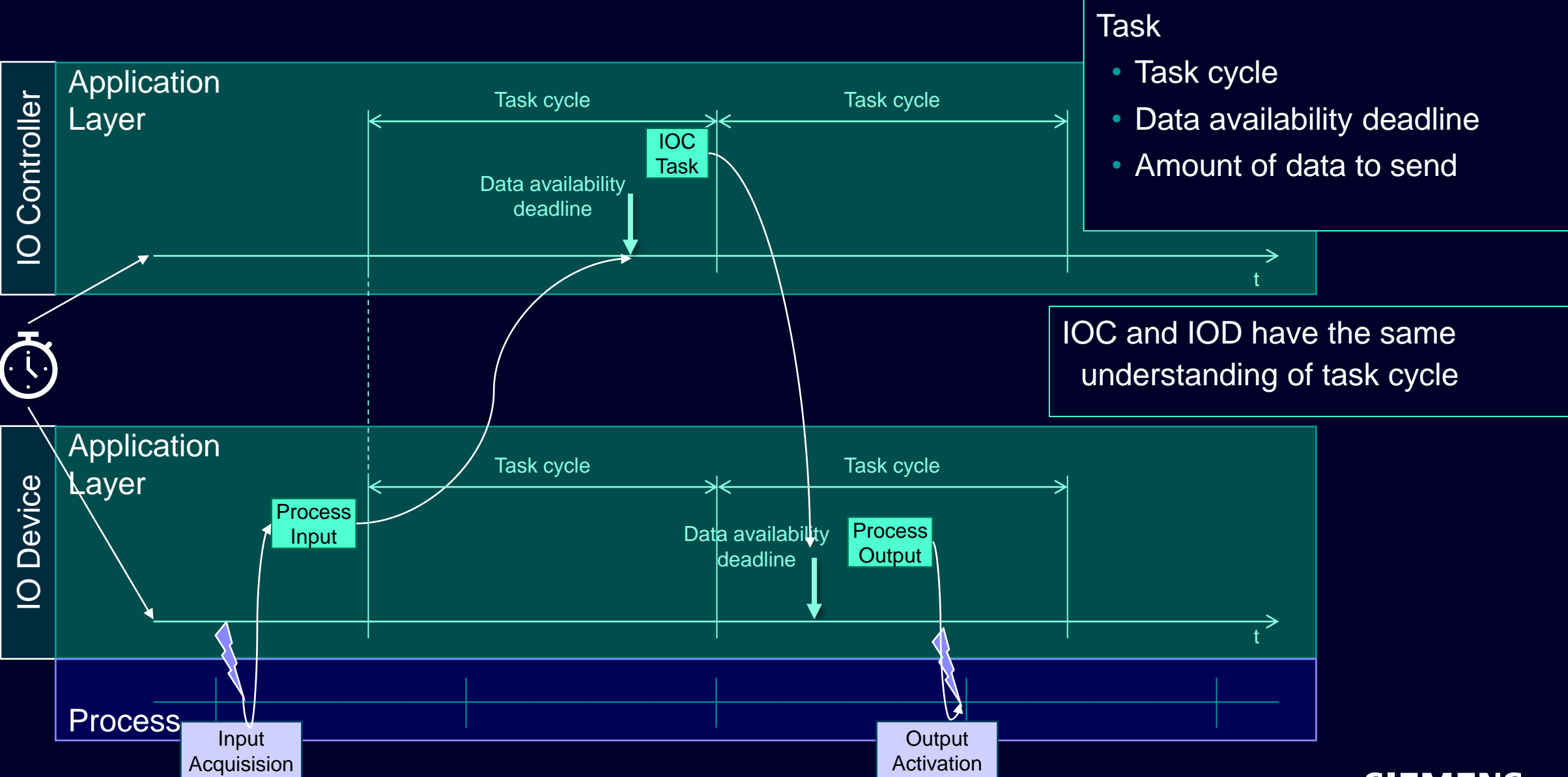
- End station capabilities discovered by CNC via remote management



Extracted from 60802-Steindl-Clause4-0121-v17-clean.pdf
(Contributions 21-05-SantaFe)

| ES Model: Application Layer

Application Layer: Simplified view of communication for isochronous tasks



Wide range required by applications

25µs to 4s Cycle length
(10⁻⁹ to 10⁰)

64 to 2000 Frame size
(octets)

large range

512 Talkers ^{*1}

512 Listeners ^{*1}

1000 Devices

> 9k Streams ^{*2}

large amount

^{*1} per IOC

^{*2} C2D and C2C, with 8 PLCs

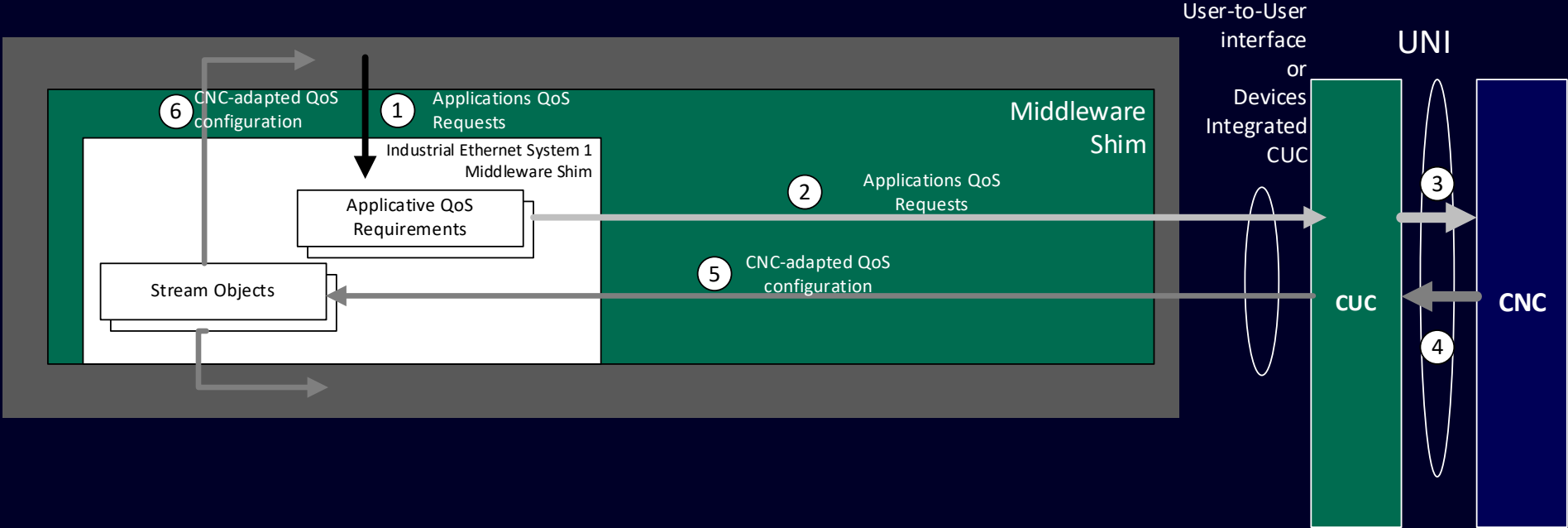
| ES Model: Middleware Shim

Tasks of middleware (relevant for UNI)

Manage stream requests

- Translates application layer requirements into stream requirements

Setup end station communication



| ES Model: Ethernet Interface

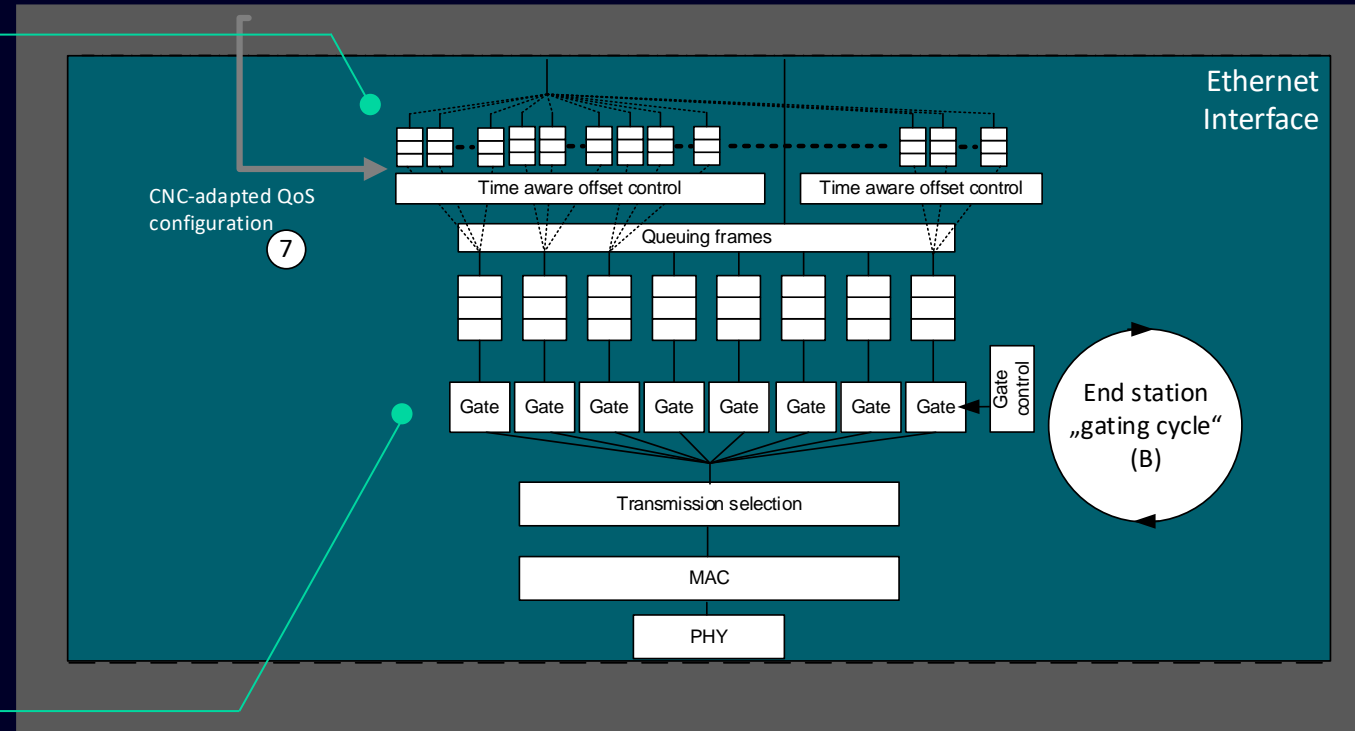
Ethernet Interface as per IEEE/IEC 60802

Time Aware Offset Control

- Stream(stream group)-based queue
- Talker added by application layer

Gate Control (Qbv)


- Priority-based queue
- Triggered by gating control list



Frame injection: reduction ratio concept

Based on reduction ratio concept

- Common base-cycle
 - Qbv gating cycle
- Stream interval expressed by reduction ratio
 - power of 2 multiple of gating cycles



Frame injection: reduction ratio concept

Based on reduction ratio concept

- Common base-cycle
 - Qbv gating cycle
- Stream interval expressed by reduction ratio
 - power of 2 multiple of gating cycles

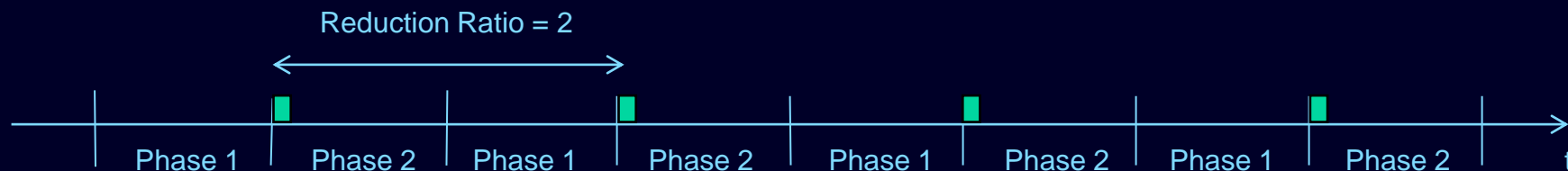
Facilitates implementation

End station centric representation

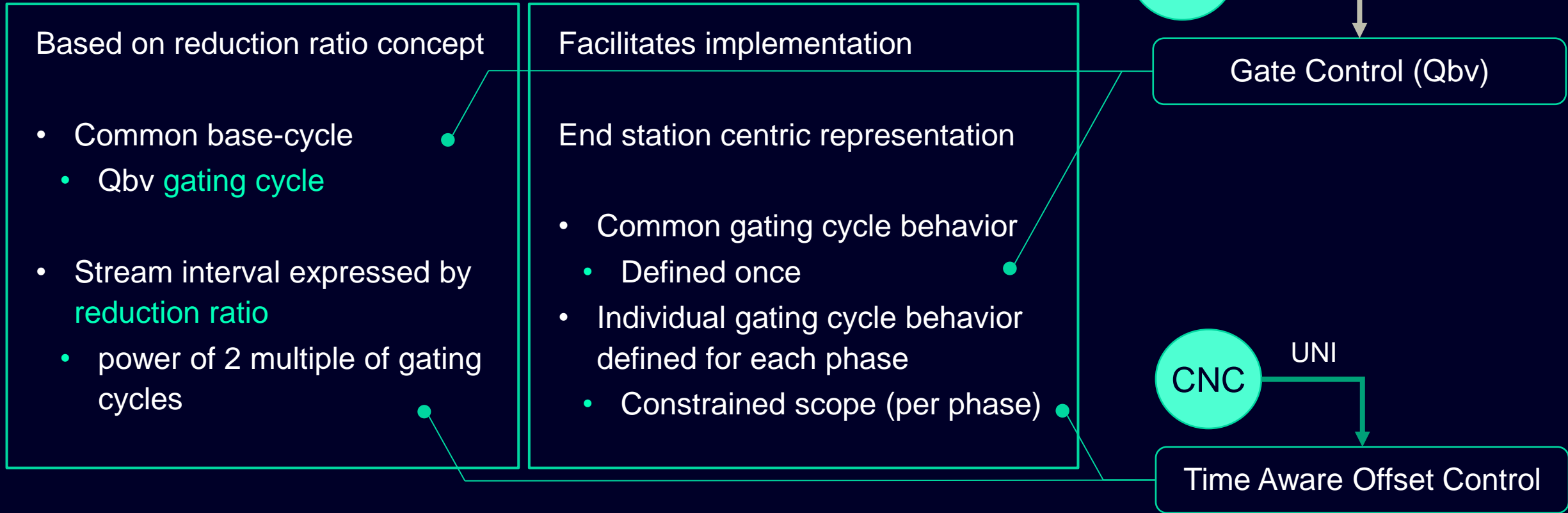
- Common gating cycle behavior
 - Defined once
- Individual gating cycle behavior defined for each phase
 - Constrained scope (per phase)

Phase: identifies out of a set of gating cycles (w.r.t reduction ratio) the one in which the **transmission of a stream starts**.

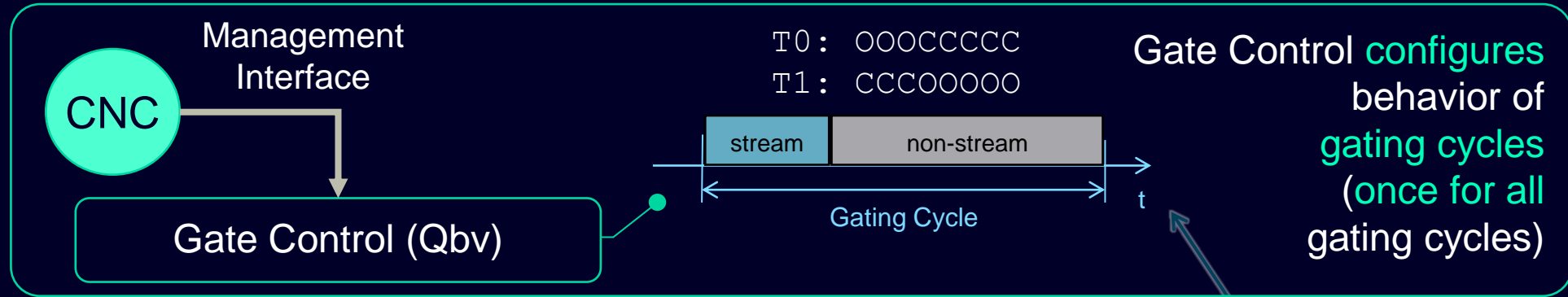
For a stream with $RR=n$,
max number of phases= n



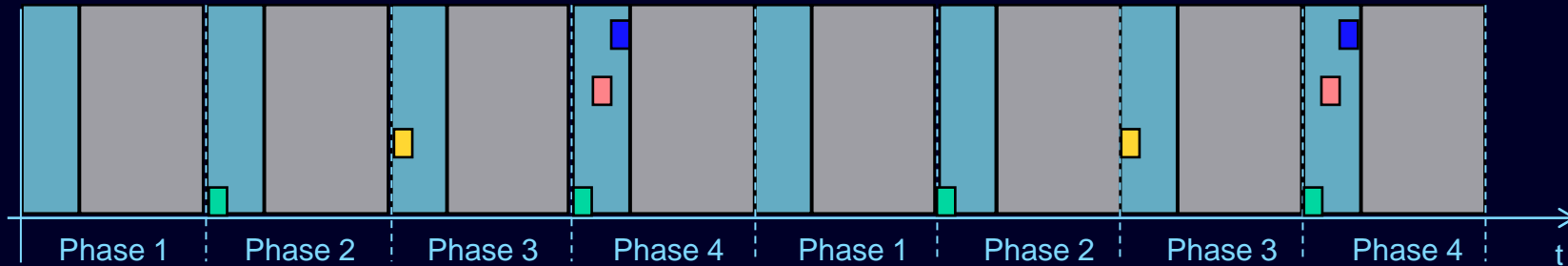
Frame injection: reduction ratio concept



Frame injection



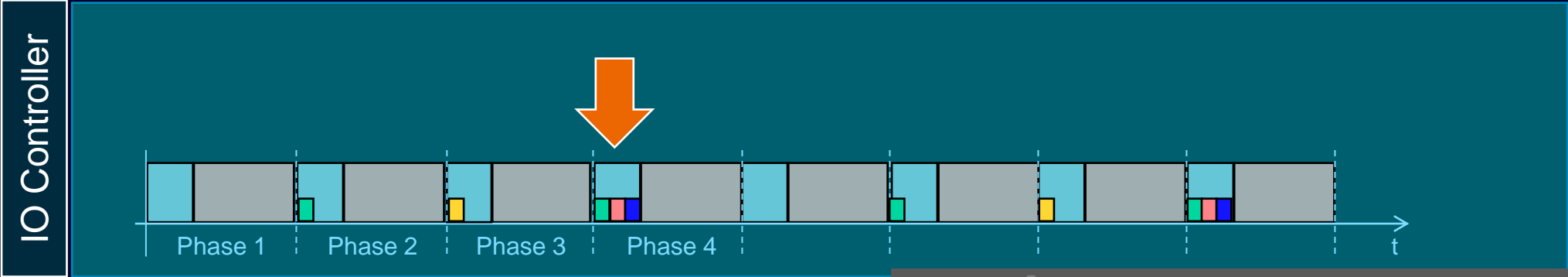
- Stream A: RR=4, Phase=4
- Stream B: RR=4, Phase=4
- Stream C: RR=4, Phase=3
- Stream D: RR=2, Phase=2



Time Aware Offset Control assigns streams to gating cycles by means of phases (per stream response)

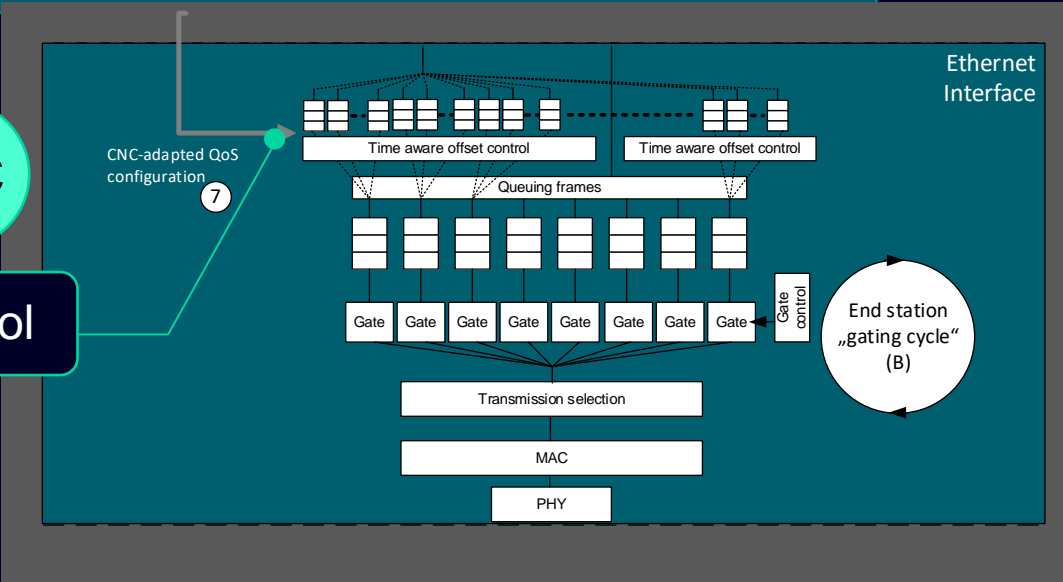
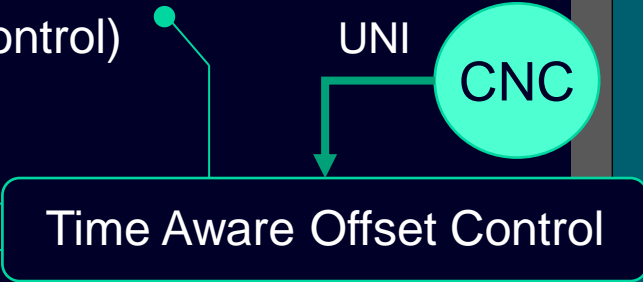


Frame injection



Transmission of frames in same gating cycle (phase)

- As burst ordered by priority (gate control)
- Then ordered by reduction ratio
- Then by sequence
- For instance
 - after: ■



Reduction ratio concept

This solution favors

- **Dynamic** stream requests
- **Predictability**
 - Defined transmission order of streams per gating cycle
- **Lower** dispatching **complexity**

over

- **Optimal** network **utilization**

25μs to 4s (10⁻⁹ to 10⁰)	Cycle length
512	Talkers ^{*1}

| Stream Request & Response

Stream traffic types in IEEE/IEC 60802

- Isochronous
 - **Transmission** in sync with **network** and **task**
- Cyclic synchronous
 - **Transmission** in sync with **network**
- Cyclic asynchronous
 - **Transmission** in sync with **network** is **optional**

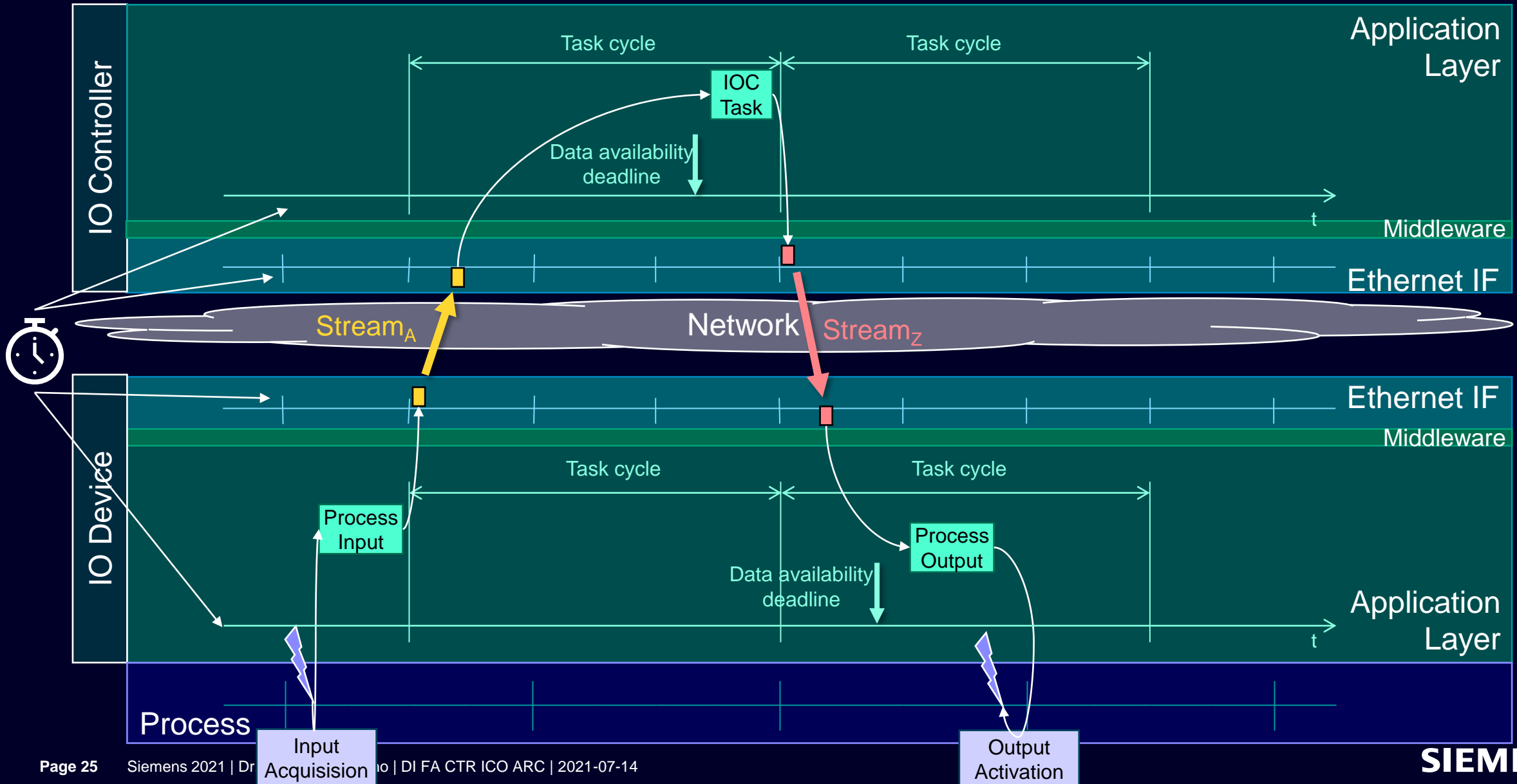
Examples in this contribution

- Isochronous

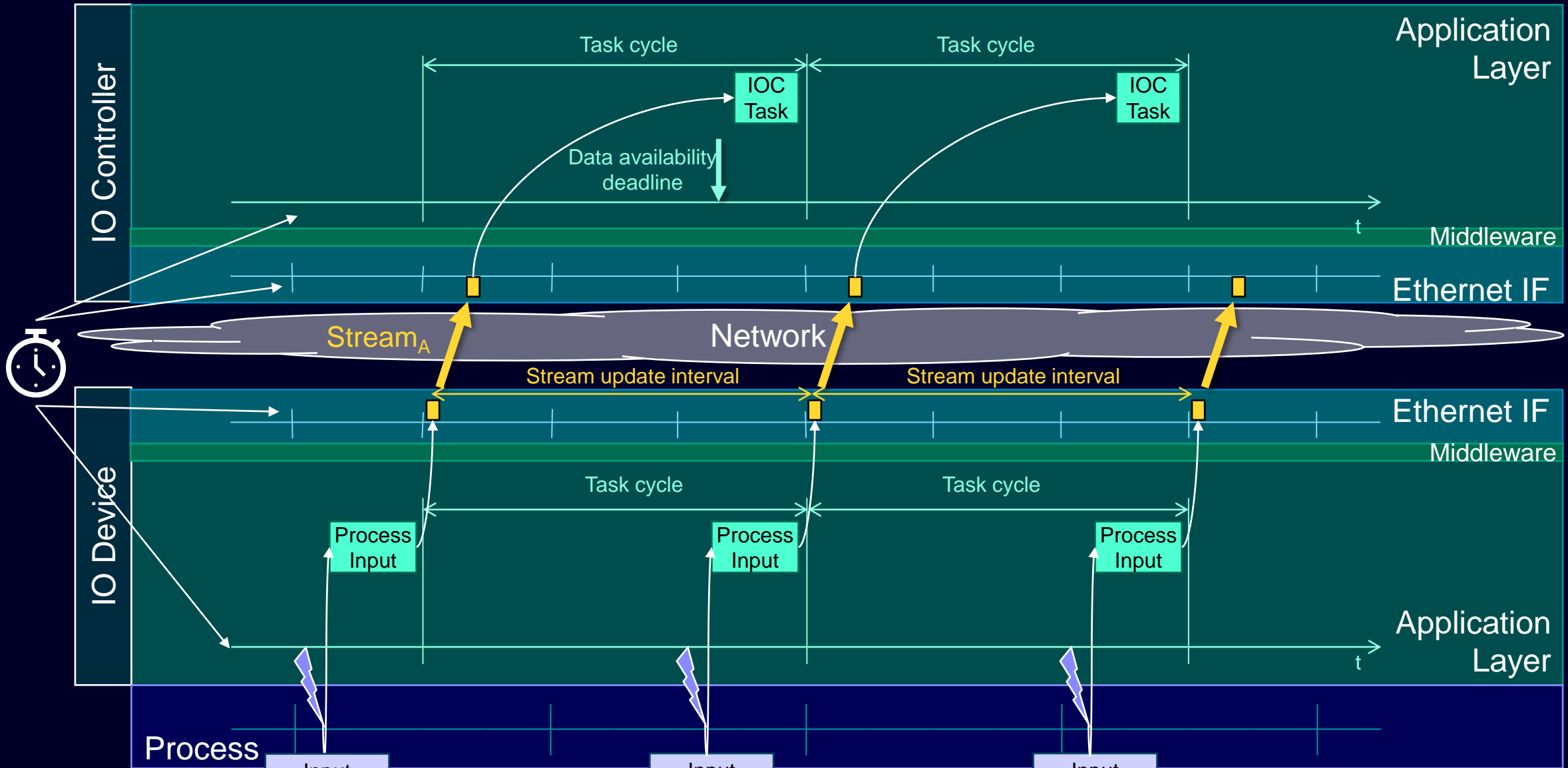
UNI parameters presented in this contribution

- covers **all three types**

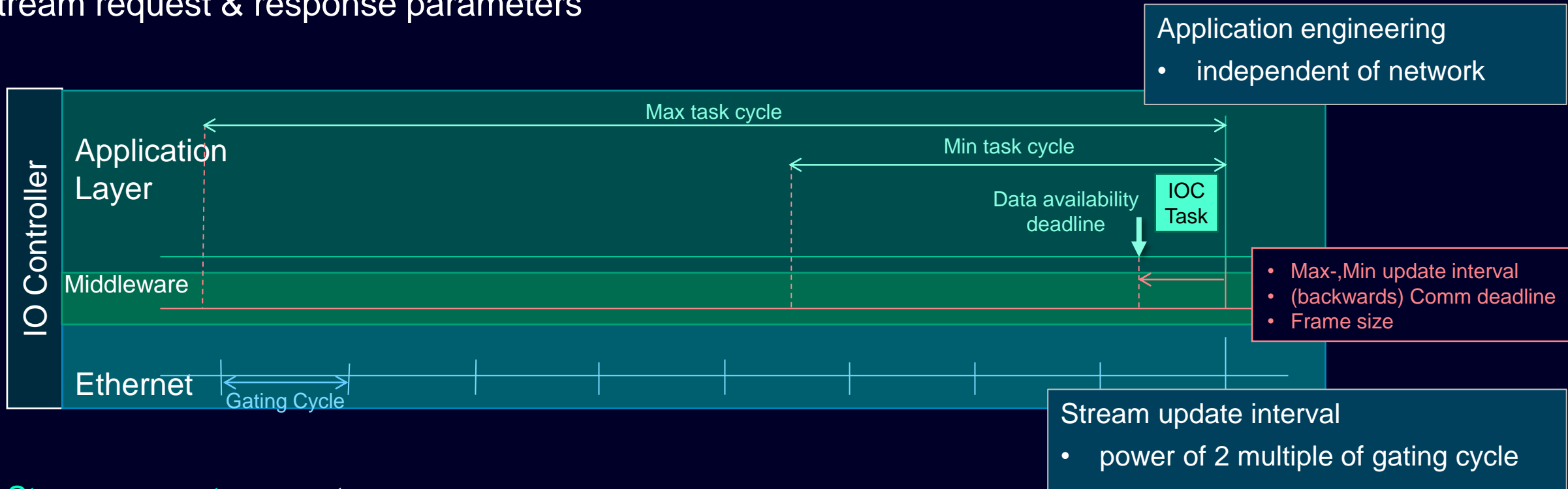
Stream timeliness: One IO-Controller, one IO-Device, isochronous tasks



Stream timeliness: One IO-Controller, one IO-Device, isochronous tasks

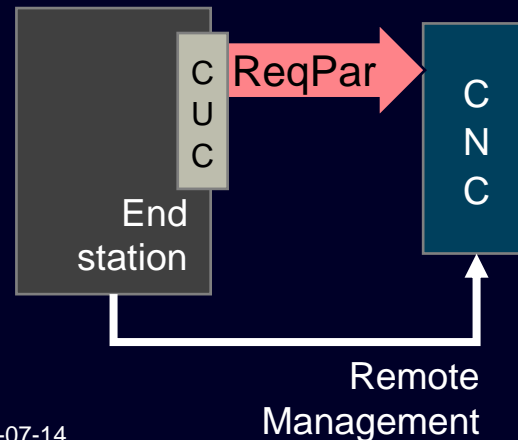


Stream request & response parameters



Stream request parameters

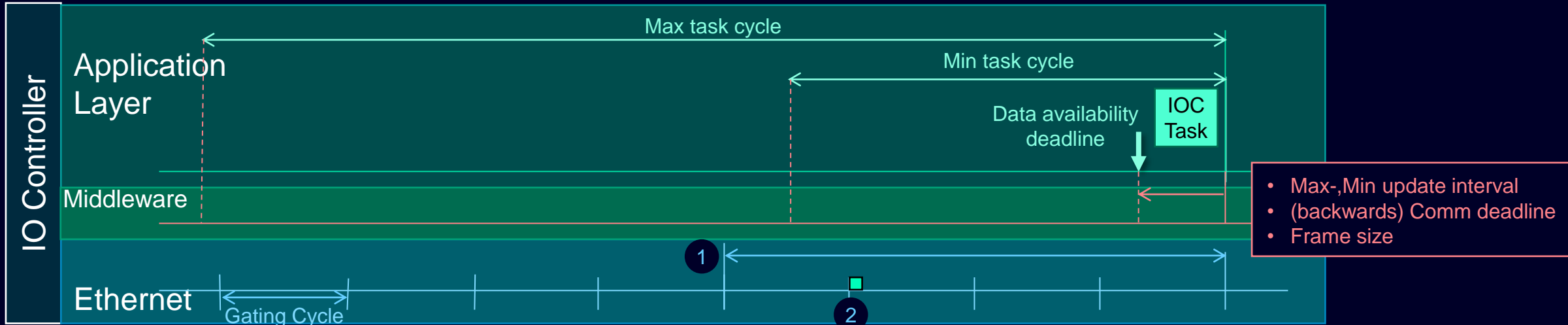
1. Min-,MaxUpdateInterval
2. (backwards) Communication deadline
3. Frame size
4. ...



- Further stream properties
- Traffic class
 - ISO, CYC-S, CYC-A, ...
 - Redundancy
 - Source, Sinks
 - ...

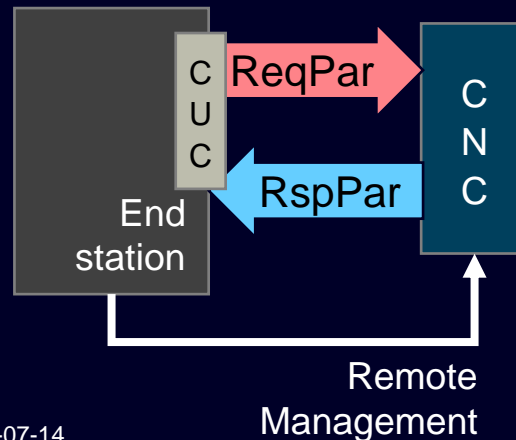
Not addressed in this contribution

Stream timeliness: One IO-Controller, one IO-Device, isochronous tasks



Stream request parameters

1. Min-,MaxUpdateInterval
2. (backwards) Communication deadline
3. Frame size
4. ...





Stream response parameters




1. Computed update interval
2. Phase
3. Sequence identifier
4. ...

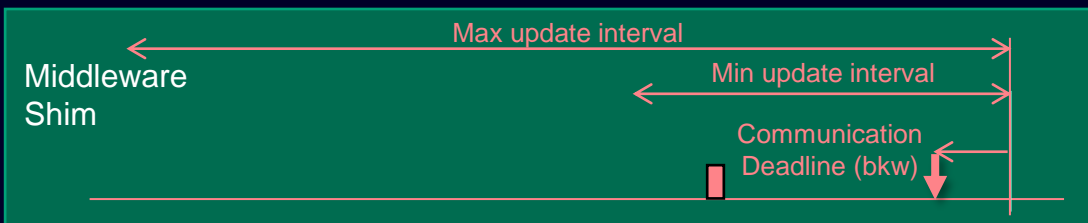
User/Network Interface: Proposed parameters

Stream Request over UNI: timeliness related parameters



-  New parameter
-  Existing parameter

Stream request parameters


1. Min-,MaxUpdateInterval 
2. (backwards) Communication deadline 
3. Frame size 
4. ...



Stream Request over UNI: timeliness related parameters

-  New parameter
-  Existing parameter

Stream request parameters

1. Min-,MaxUpdateInterval 
2. (backwards) Communication deadline
3. Frame size
4. ...



New: Minimum and Maximum Update Interval

specify the minimum and maximum update interval of time in which the traffic specification cannot be exceeded. The traffic specification is specified by `MaxFramesPerInterval=1` and `MaxFrameSize`.


Note that definition of interval is very similar to the one in Qcc: `TrafficSpecification Interval (46.2.3.5.1)`



Stream Request over UNI: timeliness related parameters

-  New parameter
-  Existing parameter

Stream request parameters

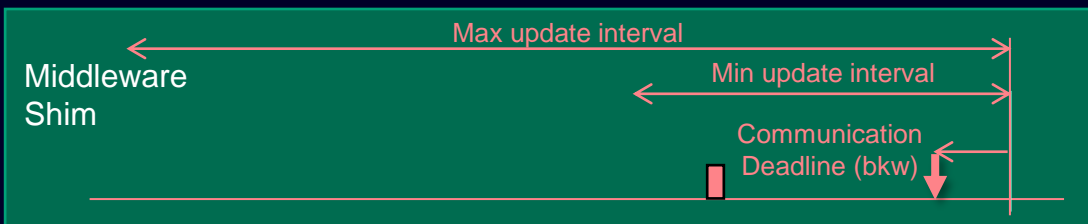
1. Min-,MaxUpdateInterval
2. (backwards) Communication deadline 
3. Frame size
4. ...

New: Backwards Communication Deadline


Latest arrival time at the listener(s) of this stream.


This value should be specified 'backwards', i.e. :

- the 'first point' is the **end of the update interval**.
- the 'second point' is at the reference plane at the Listener marking the boundary between the network media and PHY.




Stream Request over UNI: timeliness related parameters

 New parameter

 Existing parameter


Stream request parameters


1. Min-,MaxUpdateInterval
2. (backwards) Communication deadline
3. Frame size 
4. ...

Existing: TrafficSpecification.MaxFrameSize






Stream Response over UNI: timeliness related parameters

 New parameter

 Existing parameter

Stream response parameters

- 1. Calculated update interval 
- 2. Transmission phase offset 
- 3. Sequence identifier 
- 4. ...



Stream Response over UNI: timeliness related parameters



New parameter



Existing parameter


New: Calculated update interval

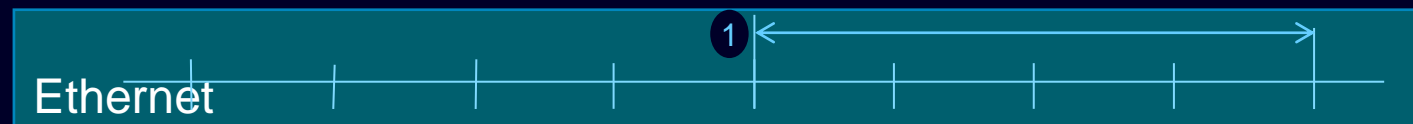
Value between provided min und max update interval

Is a result from CNC, not a requirement from CUC



Note that definition of interval is very similar to the one in Qcc:
TrafficSpecification Interval (46.2.3.5.1)

Stream response parameters

1. Calculated update interval 
2. Transmission phase offset
3. Sequence identifier
4. ...



Stream Response over UNI: timeliness related parameters


	New parameter
	Existing parameter

New: Transmission phase offset

Per burst: offset to indicate the start time of the gating cycle in which the stream is transmitted. Reference point is the start of the planned update interval.



Per frame: offset to indicate the start time when the frame is transmitted. Reference point is the start of the planned update interval.

Stream response parameters

1. Calculated update interval
2. Transmission phase offset 
3. Sequence identifier
4. ...



Stream Response over UNI: timeliness related parameters

	New parameter
	Existing parameter

New: Sequence identifier

Sequence identifier defines a tie-break rule to decide the transmission order of streams planned to be sent as burst in:


- Same gating cycle
- With same priority
- With same reduction ratio

To allow for **simple incremental scheduling** implementation, this parameter represents a **pointer to** the previously sent stream.

For instance:

■ after: ■

Stream response parameters

1. Calculated update interval
2. Transmission phase offset
3. Sequence identifier 
4. ...



| Summary

Summary

Goal: allow for Qdj to fulfill the industry requirements

This contribution shows that currently Qdj does not cover all industry requirements

This contribution focused at UNI and presented

- main timeliness issues
- first modification proposals

Next contributions

- address comments from this contribution
- present further industry related issues at UNI and propose respective Qdj modifications, e.g.
 - Stream ID management by CNC
 - Network agnostic representation of
 - Source and sink
 - Stream traffic type
 - Multiple CUCs
- present textual contributions to Qdj

| Questions ?

| Contact

Published by Siemens AG

Dr. Rodrigo Ferreira Coelho

System Architect

DI FA CTR ICO ARC

Siemenspromenade 1

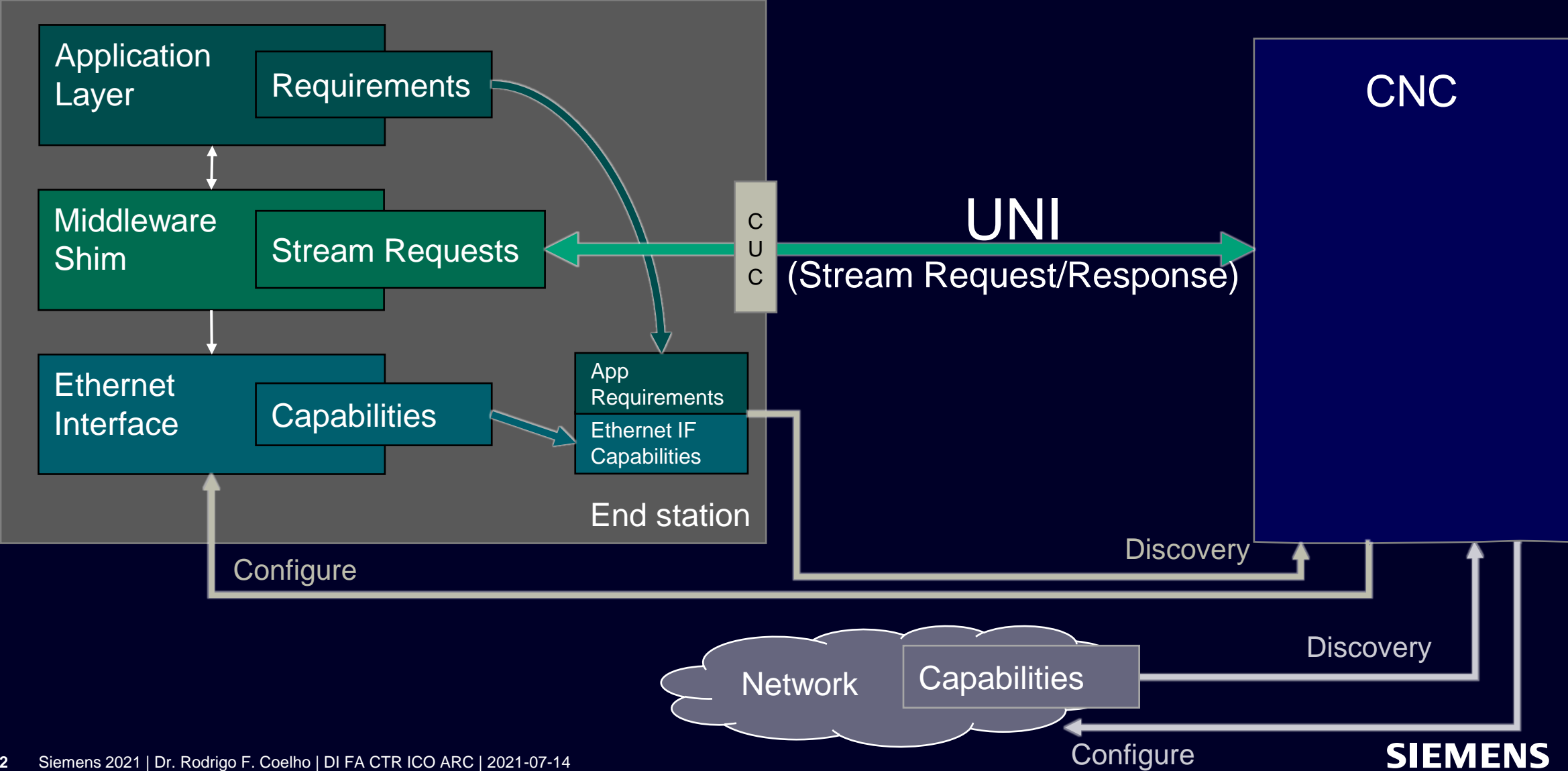
91058 Erlangen

Deutschland

Phone: +49 9131 17-45546

E-mail: rodrigo.ferreira_coelho@siemens.com

End station and its interactions with CNC by IEEE/IEC 60802



Stream traffic types and requirements

	Stream traffic type		
	Isochronous	Cyclic synchronous	Cyclic Asynchronous
Periodic	Yes	Yes	Yes
Transmission in sync with network	Yes	Yes	Optional
Transmission in sync with task (application layer)	Yes	No	No
Tolerance to frame loss due to congestion	No	No	No
Timeliness	Deadline (w.r.t. task cycle, i.e.the start of <u>gating cycle</u> in which <u>update interval starts</u>)	Max latency (w.r.t. start of <u>gating cycle</u> in which the stream is sent).	Max latency (w.r.t. start of <u>gating cycle</u> in which the stream is sent).