

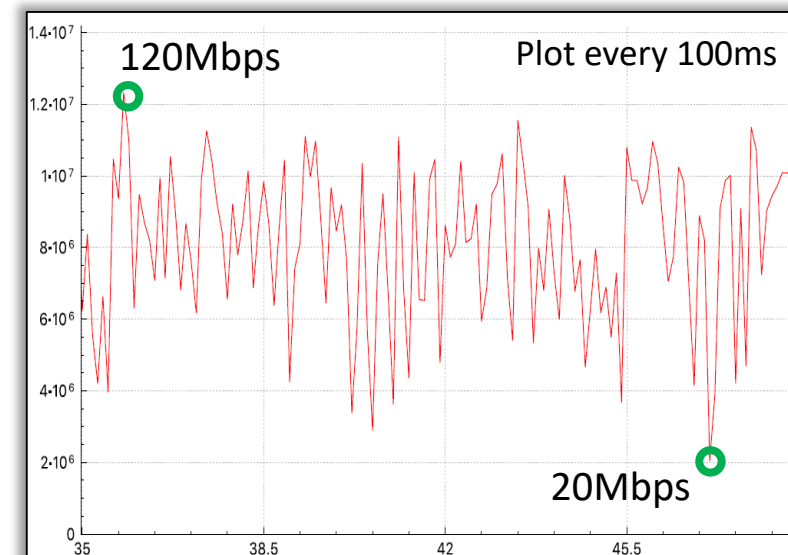
Gap analysis in 1Qcc for enhanced mechanism for Flexible Factories

January 14, 2019

| Name | Company | email |
|--------------------|--|-------------------------------|
| Kondo, Yoshihisa | Advanced Telecommunications Research Institute International (ATR) | kondo@atr.jp |
| Hamaminato, Makoto | Fujitsu Laboratories Ltd. | hamamy@jp.fujitsu.com |
| Nishikawa, Takurou | Fujitsu Limited | nisikawa.taku@jp.fujitsu.com |
| Sato, Shinichi | Fujitsu Limited | sato_shinichi@jp.fujitsu.com |
| Wang, Hao | Fujitsu R&D Center Co., Ltd | wangh@cn.fujitsu.com |
| Itaya, Satoko | National Institute of Information and Communications Technology (NICT) | itaya@nict.go.jp |
| Kojima, Fumihide | National Institute of Information and Communications Technology (NICT) | f-kojima@nict.go.jp |
| Koto, Hajime | National Institute of Information and Communications Technology (NICT) | h-koto@nict.go.jp |
| Ohsawa, Tomoki | National Institute of Information and Communications Technology (NICT) | tohsawa@nict.go.jp |
| Maruhashi, Kenichi | NEC Corporation | k-maruhashi@bl.jp.nec.com |
| Zein, Nader | NEC Europe Ltd.(NLE GmbH) | Nader.Zein@emea.nec.com |
| Ohue, Hiroshi | Panasonic Corporation | ohue.hiroshi@jp.panasonic.com |

Background

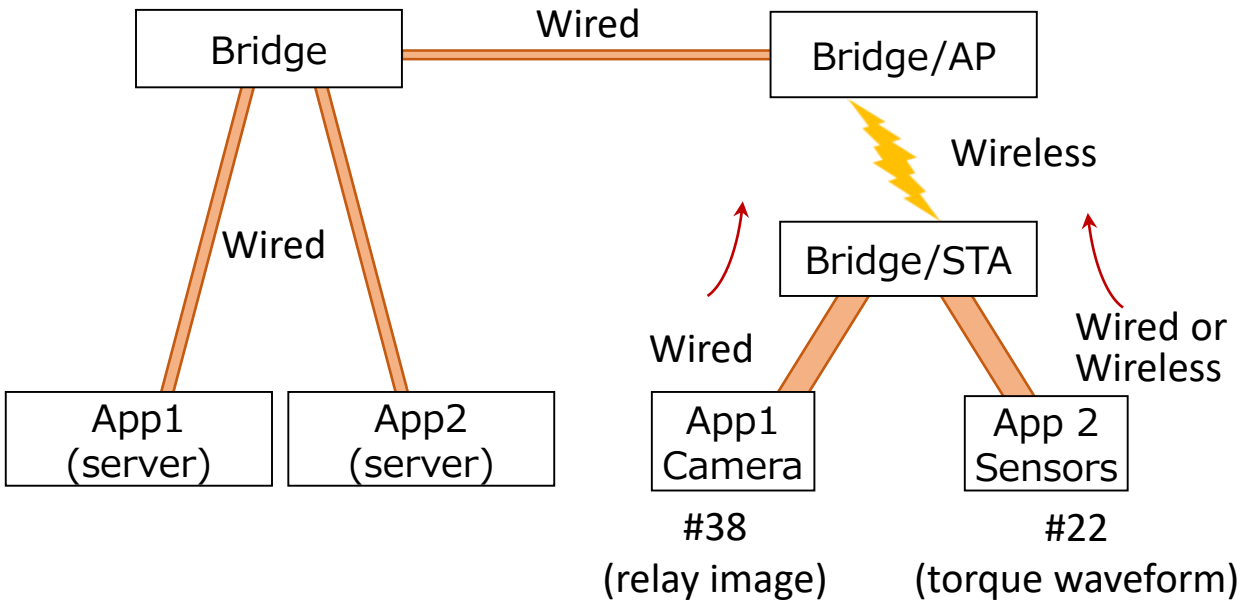
- Available wireless bandwidth dynamically changes due to various reasons
 - Path loss, fading, interference, MAC layer adaptation, ...
- In addition, required bandwidth dynamically changes since traffic pattern is not uniform
 - Burst data flow, cyclic data flow, ...
- Shortage of wireless bandwidth is difficult to avoid even if it occurs infrequently
 - In order to avoid the shortage, required bandwidth must be limited to very low. It is not an efficient way.



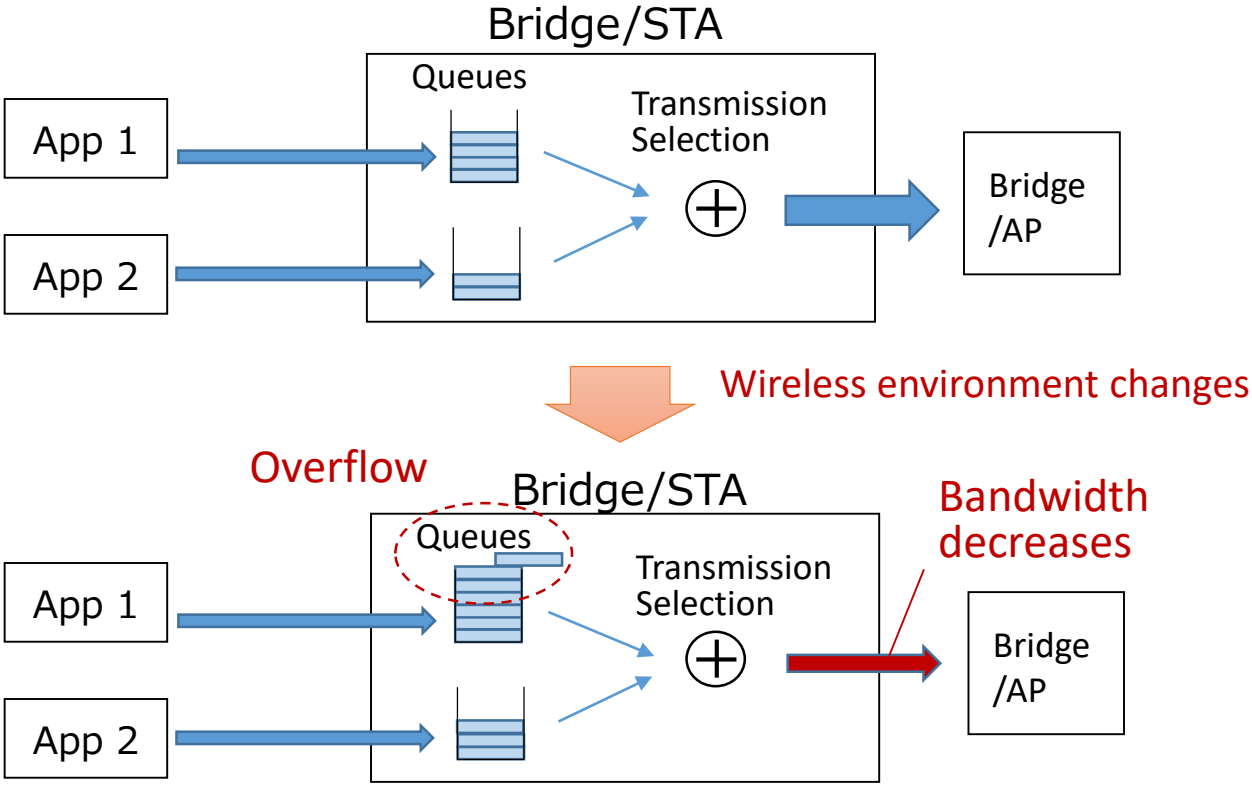
Example of measured UDP throughput
2.4GHz Ch.11 (20MHz bandwidth)

What Happens?

- Traditional issue of queues overflow when shortage of bandwidth happens



Data flow model

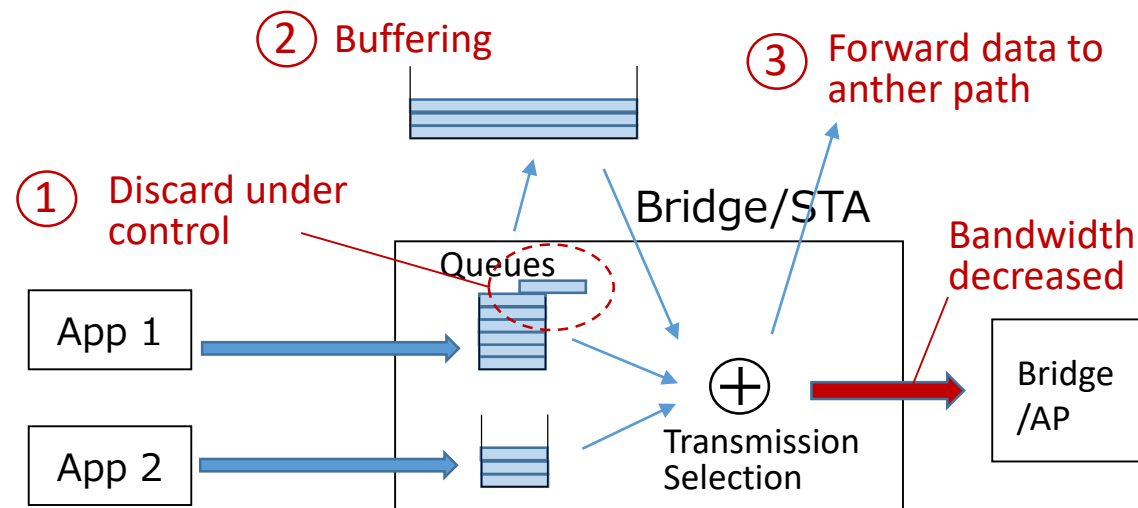


Flow Diagram

Advanced Forwarding

- Sophisticated and enhanced methods:

- ① Discard under control -> reduce data not to stop high priority application
- ② Buffering -> use additional buffer to peak-rate shaving
- ③ Forward data to another path -> use another path or link aggregation



Flow Diagram

Bridge needs to know attributes of each flow for decision

Flow Attributes for Advance Forwarding

- **Application properties**

- **Tolerance for packet losses**

- Avoid application stopping due to dropped packets

- **Importance of application**

- **Traffic properties**

- **Traffic pattern**

- Burst

- Burst size

- Frequency

- Cyclic

- Peak and average data rate

- **Maximum latency**

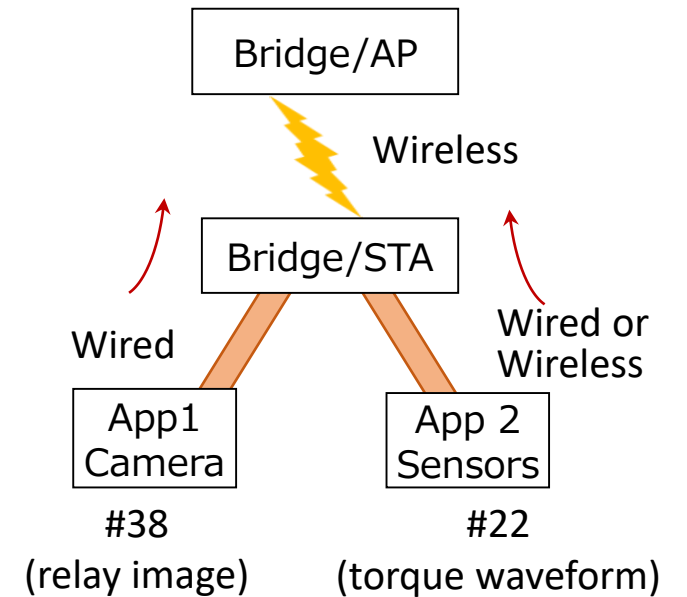


Decide if flow is to be buffered or aborted

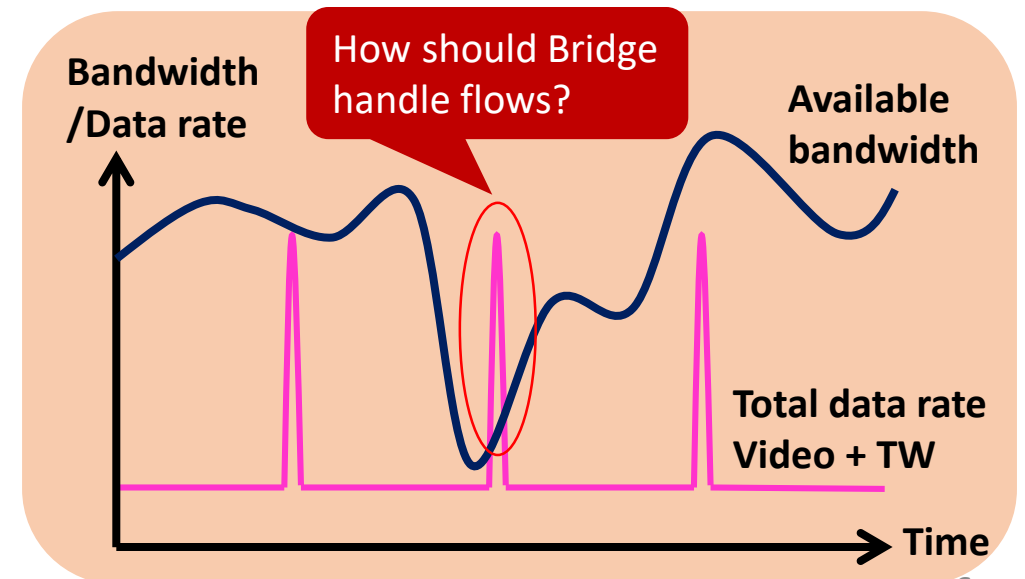
=> How to use attributes is to be explained in following slides

Example of Real Scenario

| | Video | Torque wrench (TW) |
|----------------------------|--------|--------------------|
| Traffic pattern | Stream | Burst |
| Data rate | 5Mbps | 8Mbps (Peak rate) |
| Max latency | 20ms | 200ms |
| Permitted packet loss rate | 0% | 20% |
| Importance of application | Middle | High |




- From QoS point of view, Video must be put high priority
 - Average rate is high, and low latency is required
 - Packet loss causes poor video quality
- However, TW application is more important
 - Low quality is acceptable, but corruption of application is not acceptable



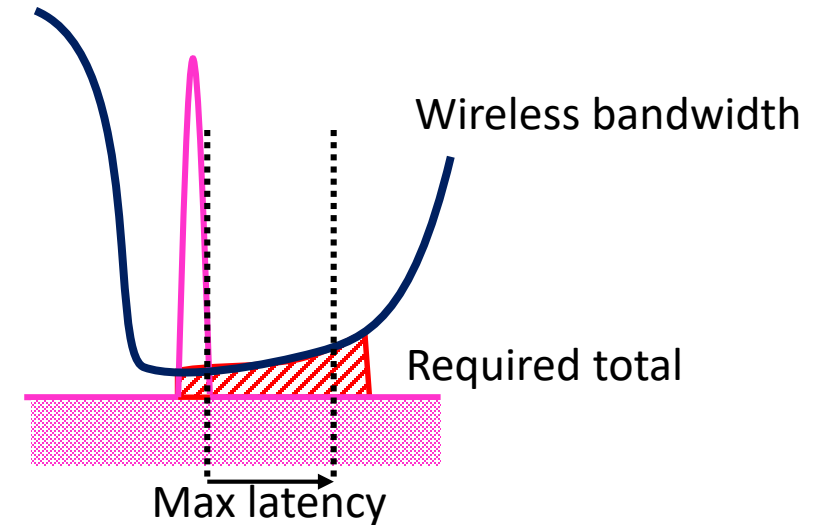
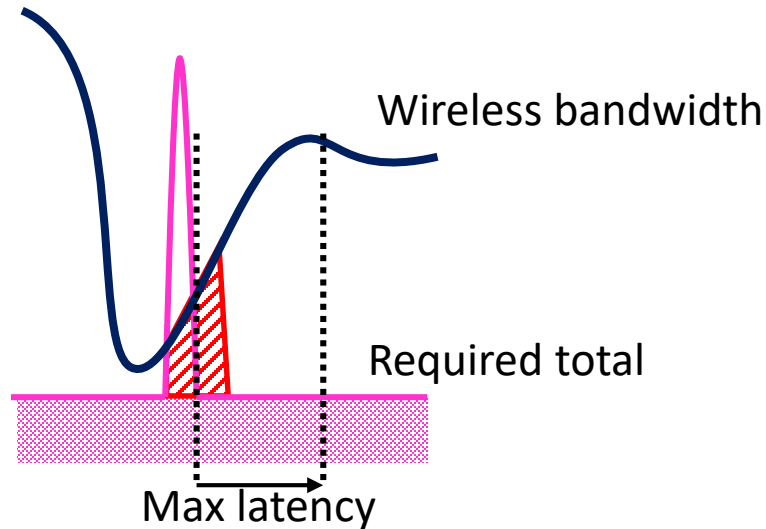
Priority Based Scheme



Transmitted data of TW



Transmitted data of video

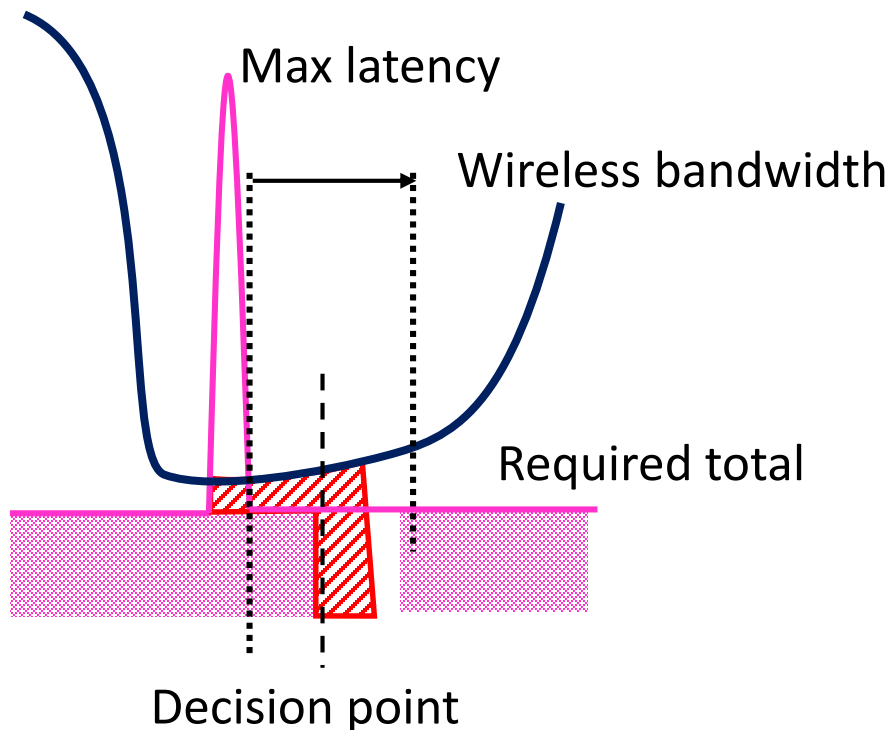


1. Video is transmitted with higher priority
2. TW data is buffered and transmitted using remaining bandwidth
3. If wireless bandwidth is recovered quickly (left case), TW data can be transmitted within required max latency
 - Priority based scheme works fine in this case
4. If wireless bandwidth is not recovered (right case), TW application is corrupted
 - This must be avoided, but it cannot be avoided with priority based scheme

Advanced Scheme for ① Discard under control

 Transmitted data of TW

 Transmitted data of video



1. If TW data is buffered, discard up to 20% of TW data
2. If TW data is not transmitted enough at predefined decision point, Bridge makes decision:

- Application importance of TW is higher than that of Video, Bridge tries to sustain TW
- Traffic pattern of TW is Burst, and arrival of new packets is not expected since arrived data size is almost equal to Burst size
 - => Bridge can estimate that TW can survive by **buffering or aborting Video**
- Max latency expected to be expired if Video is buffered
 - => Bridge decides to **abort Video**

Required Features

- **Configuration of attributes to Bridge**

- Application properties
 - Tolerance for packet losses
 - Importance of application
- Traffic properties
 - Traffic pattern
 - Max latency

- **Identification of flow (stream) on Bridge**

- Detection of wireless bandwidth reduction on Bridge

- Forwarding decision on Bridge

- Discard under control
- Buffering
- Forward data to another path
- ...



1Qcc can be applied, but few things need to be added



Vendor specific implementation can be allowed

MSRPv1

Type-Length-Value for Talker/Listener Enhanced

Table 35-66—TLV Types

| <u>TLV</u> | <u>TLV Type</u> | <u>TLV Length</u> |
|-------------------------------|-----------------|-------------------|
| <u>Talker</u> | <u>1</u> | <u>variable</u> |
| <u>StreamID</u> | <u>2</u> | <u>8</u> |
| <u>StreamRank</u> | <u>3</u> | <u>1</u> |
| <u>EndStationInterfaces</u> | <u>4</u> | <u>variable</u> |
| <u>InterfaceID</u> | <u>5</u> | <u>variable</u> |
| <u>DataFrameSpecification</u> | <u>6</u> | <u>18</u> |
| <u>IEEE802-MacAddresses</u> | <u>7</u> | <u>12</u> |
| <u>IEEE802-VlanTag</u> | <u>8</u> | <u>2</u> |
| <u>IPv4-tuple</u> | <u>9</u> | <u>15</u> |
| <u>IPv6-tuple</u> | <u>10</u> | <u>39</u> |

For stream identification

| <u>TLV</u> | <u>TLV Type</u> | <u>TLV Length</u> |
|----------------------------------|-----------------|-------------------|
| <u>TrafficSpecification</u> | <u>11</u> | <u>9</u> |
| <u>TSpecTimeAware</u> | <u>12</u> | <u>12</u> |
| <u>UserToNetworkRequirements</u> | <u>13</u> | <u>5</u> |
| <u>InterfaceCapabilities</u> | <u>14</u> | <u>variable</u> |
| <u>Listener</u> | <u>15</u> | <u>variable</u> |
| <u>Status</u> | <u>16</u> | <u>variable</u> |
| <u>StatusInfo</u> | <u>17</u> | <u>3</u> |
| <u>AccumulatedLatency</u> | <u>18</u> | <u>4</u> |
| <u>InterfaceConfiguration</u> | <u>19</u> | <u>variable</u> |
| <u>TimeAwareOffset</u> | <u>20</u> | <u>4</u> |
| <u>FailedInterfaces</u> | <u>21</u> | <u>variable</u> |

Required bandwidth

Requirement for CNC

StreamRank

| | Octet | Length |
|----------|-------|--------|
| reserved | 1 | 7 bits |
| Rank | 1 | 1 bit |

Figure 35-5 — Value of StreamRank TLV

- Basic concept of Rank is the same as that of advanced forwarding
- Application importance can be configured by Rank
- However, 1 bit is not enough to handle multiple streams
 - Expansion to reserved field is needed

Related Elements

Table 46-8—TrafficSpecification elements

| Name | Data type | Reference |
|-----------------------|-----------|------------|
| Interval | rational | 46.2.3.5.1 |
| MaxFramesPerInterval | uint16 | 46.2.3.5.2 |
| MaxFrameSize | uint16 | 46.2.3.5.3 |
| TransmissionSelection | uint8 | 46.2.3.5.4 |

Difficult to configure traffic pattern of burst traffic

There's no element corresponding to 'Tolerance for packet losses'

Table 46-10—UserToNetworkRequirements elements

| Name | Data type | Reference |
|------------------|-----------|------------|
| NumSeamlessTrees | uint8 | 46.2.3.6.1 |
| MaxLatency | uint32 | 46.2.3.6.2 |

Max latency can be configured

Gap

- 1Qcc can be applied to advanced forwarding
- Few attributes are missing
 - Tolerance for packet losses
 - Traffic pattern
- Rank can be used to configure importance of application, but 1 bit is not enough
- **Potential amendment**
 - **TLV for 'Tolerance for packet losses' and 'Traffic pattern'**
 - **Expansion of StreamRank**

Moving forward

- Continuing investigation of more functions by March, 2019 plenary meeting.
 - Details of following features:
 - Detection of wireless bandwidth reduction on Bridge
 - Forwarding decision on Bridge
- Identifying need to amend existing and to be integrated IEEE 802. 1Q or to create a profile for flexible factory scenarios. More volunteers are welcome.
- We intend to make proposal at March meeting:
 - To authorize TSN task group during interim meeting in May to generate PAR for amendment for 1Qcc for flexible factory IoT