



Registry Operator's MONTHLY REPORT

May 2004

Prepared: June 16, 2004

**VeriSign Naming and Directory Services
21345 Ridgetop Circle
Dulles, VA 20166-6503**

As required by the ICANN/VeriSign Registry Agreements (Section 8 for .com; Section 3.15 for .net), this report provides an overview of VeriSign Registry activity through the end of the reporting month. The information is primarily presented in table and chart format with text explanations as deemed necessary. The information is provided in the order as listed in *Appendix T* of the Registry Agreements. Pursuant to the agreements, "...items 5 - 12 shall be kept confidential by ICANN until three months after the end of the month to which the report relates."

Information is organized as follows:

1.	Accredited Registrar Status.....	3
	Table 1 – Accredited Registrar Status –May 2004	3
2.	Service Level Agreement Performance.....	3
	Table 2 – Service Level Agreement Performance – May 04.....	3
3.	TLD Zone File Access Activity	4
	Table 3 – gTLD Zone File Access Activity – May 2004	4
4.	Completed SRS Software Releases.....	4
	Table 4 – Completed Shared Registration System Releases	4
5.	Domain Names Under Sponsorship – Per Registrar	4
6.	Name Servers Registered – Per Registrar	5
7.	Domain Names Registered by Registry Operator	5
8.	Whois Service Activity	5
	Table 5 – Total Monthly “Whois” Queries (millions).....	5
9.	Monthly Growth Trends.....	6
	Table 6 – Total Monthly Domain Name Transaction Trend by Category (millions).....	6
	Table 7 –Total Monthly Name Server Transactions by Category (millions)	6
10.	Total Number of Transactions by Subcategory by Month.....	7
	Table 9 – Total Monthly Name Server Write Transactions by Subcategory (millions)	8
11.	Average Daily Transaction Range (In Millions).....	8
	Figure 1 – Average Daily Transaction Range.....	8
12.	TLD Geographical Registrations Distribution	9
13.	Deleted Names - Per Registrar	9
14.	Restored Names - Per Registrar	9
15.	Violations of Registrar Restore Report - Per Registrar.....	9
16.	Other Information.....	9
	Table 10 – Total Monthly Transactions by Category (In Millions).....	9
	Figure 2 – Total Transactions by Month (In millions)	10
	Figure 3 – TLD Registrations Distribution May 31, 2004.....	10

1. Accredited Registrar Status

Table 1 displays the current number and status of the ICANN accredited registrars. The registrars are grouped into three categories:

1. **Operational Registrars:** Those who have authorized access into the Shared Registration System (SRS) for processing domain name registrations.
2. **Registrars In The Ramp-Up Period:** Those who have received a password to access the Registry operational test and evaluation (OT&E) environment. The OT&E environment is provided to allow registrars to develop and test their systems with the SRS.
3. **Registrars In The Pre-Ramp-Up Period:** Those who have been sent a welcome letter from the VeriSign Registry but have not yet executed the Registry Confidentiality Agreement and/or have not yet submitted a completed Registrar Information Sheet. In most cases registrars are sent welcome letters via overnight express mail on the same day accreditation notification is received from ICANN.

Table 1 – Accredited Registrar Status – May 2004

Status	# of Registrars Current
Operational Registrars	175
Registrars In Ramp-Up Period	27
Registrars In Pre-Ramp-Up Period	21
Total	223

2. Service Level Agreement Performance

Table 2 compares Service Level Agreement (SLA) Requirements with Actual Performance for the reporting month. As required by the ICANN/VeriSign Registry Agreements (Section 21 for .com; Section 3.3 for .net), the VeriSign Registry is committed to provide service levels as specified in Appendix D of the agreements and to comply with the requirements of the SLA in Appendix E of the agreements. The SLA is incorporated into the VeriSign Registry Registrar Agreement that is executed with all operational registrars. **Note:** *The SLA permits two 12-hour windows per year to perform major upgrades.*

Table 2 – Service Level Agreement Performance – May 04

Metric	SLA Requirement	Actual Performance
Total outage	8 hours	8 hours 10 minutes
Unplanned outage	4 hours	0 hours 00 minutes
Check domain average	3 seconds	.01 seconds
Add domain average	5 seconds	.02 seconds

3. TLD Zone File Access Activity

Table 3 summarizes the zone file access activity for the current reporting month. As required by the ICANN/VeriSign Registry Agreements (Section 21 for .com; Section 3.9 for .net), the VeriSign Registry provides third parties bulk access to the zone files for the .com and .net TLDs.

Table 3 – gTLD Zone File Access Activity – May 2004

Zone file access passwords previous month	1,053
New zone file access passwords	13
Total zone file access approvals end of reporting month	1,066

4. Completed SRS Software Releases

Table 4 shows significant releases that have occurred since January 2002, as well as other relevant information. The VeriSign Registry Shared Registration System (SRS) is continually being improved to better meet the needs of accredited registrars.

Table 4 – Completed Shared Registration System Releases

Release Name	Features	Target Date	Complete Date
Core Release 5.1	Add ability to Restore a domain; Sync expiration dates; addition of 3 new statuses – redemption period, pending restore, and pending delete; modifications to the CSR/Registrar tools and Whois.	25 Jan 2003	25 Jan 2003
Core Release 5.2	IDN TC/SC variant blocking, RGP monthly reports, .org name server registrations, miscellaneous bug fixes.	26 April 2003	26 April 2003
Core Release 5.2.1	Chinese IDN variants	17 May 2003	17 May 2003
Core Release 5.3	IDN Punycode migration, IDN language tags, prohibited Unicode points		13 Dec 2003
Core Release 5.4	Cleanup of legacy .org domain names. Only allow Punycode-encoded IDNs from registrars. New Language tables added and language tags will be required. TWNIC table is being replaced with CDNC table.	24 April 2004	24 April 2004

5. Domain Names Under Sponsorship – Per Registrar

This data will be provided under separate cover.

6. Name Servers Registered – Per Registrar

This data will be provided under separate cover.

7. Domain Names Registered by Registry Operator

Per the requirements of the .com registry agreement Section 24.B and the .net registry agreements Section 3.6.2, as of 30 June 2002, the following names should be in Appendix X:

THE-VERISIGN-COM-NET-REGISTRY.COM
 THE-VERISIGN-COM-NET-REGISTRY.NET
 THE-VERISIGN-REGISTRY.COM
 THE-VERISIGN-REGISTRY.NET
 THEVERISIGNREGISTRY.COM
 THEVERISIGNREGISTRY.NET
 VCNR.COM
 VCNR.NET
 VERISIGN-COM-NET-REGISTRY.COM
 VERISIGN-COM-NET-REGISTRY.NET
 VERISIGNCNR.COM
 VERISIGNCNR.NET
 VRSN-CNR.COM
 VRSN-CNR.NET
 VRSN-COM-NET-REGISTRY.COM
 VRSN-COM-NET-REGISTRY.NET
 VRSNCNR.COM
 VRSNCNR.NET
 VRSNCOMNETREGISTRY.COM
 VRSNCOMNETREGISTRY.NET

8. Whois Service Activity

Table 5 – Total Monthly “Whois” Queries

	Total Queries	Peak	Avg
May-03	1,040.7	45.6	33.6
Jun-03	1,166.9	64.3	38.9
Jul-03	1,110.5	58.1	35.8
Aug-03	886.9	44.1	28.6
Sep-03	892.4	33.9	29.7
Oct-03	1,084.5	48.1	35.0
Nov-03	1,009.4	43.7	33.6
Jan-04	1,193.3	52.6	38.5
Feb-04	1,122.5	44.2	38.7

	Total Queries	Peak	Avg
Mar-04	1,383.7	55.5	44.6
Apr-04	1,149.0	56.2	38.3
May-04	1,020.0	41.8	32.9

9. Monthly Growth Trends

There are six reported categories of monthly transactions executed by all registrars via the Registry Registrar Protocol (RRP) with the Shared Registration System (SRS):

1. **Write Domain** – This category includes the following transactions: adding a new domain, deleting a domain, modifying a domain name record, renewing a domain, auto-renew, transferring a domain, sync domain and restore a domain.
2. **Query Domain** – This category includes the following transactions: query a domain and query a domain transfer status.
3. **Check Domain** – This category includes the following transaction: check a domain.
4. **Write Server** – This category includes the following transactions: add name server, modify name server and delete name server.
5. **Query Server** – This category includes the following transaction: query name server.
6. **Check Server** – This category includes the following transaction: check name server.

Table 6 shows the number of domain name transactions for each of these categories.

Table 7 shows the number of name server transactions for each of these categories.

Table 6 – Total Monthly Domain Name Transaction Trend by Category (millions)

	Total	Write	%	Query	%	Check	%
May-03	1,921.6	1,436.1	74.7%	45.6	2.4%	439.9	22.9%
Jun-03	2,273.2	1,794.7	79.0%	49.7	2.2%	428.8	18.9%
Jul-03	2,601.3	2,177.6	83.7%	43.2	1.7%	380.5	14.6%
Aug-03	1,325.0	856.0	64.6%	44.4	3.3%	424.6	32.0%
Sep-03	1,343.7	933.3	69.5%	43.1	3.2%	367.2	27.3%
Oct-03	1,580.5	1,095.0	69.3%	44.7	2.8%	440.9	27.9%
Nov-03	1,570.2	1,095.1	69.7%	44.0	2.8%	431.1	27.5%
Dec-03	1,725.7	1,218.1	70.6%	46.5	2.7%	461.1	26.7%
Jan-04	1,691.1	1,156.8	68.4%	62.2	3.7%	472.1	27.9%
Feb-04	1,366.3	974.3	71.3%	52.7	3.9%	339.3	24.8%
Mar-04	1,486.7	1,100.7	74.0%	55.8	3.8%	330.2	22.2%
Apr-04	1,743.2	1,402.9	80.5%	63.7	3.7%	276.7	15.9%
May-04	1,641.4	1,295.9	78.9%	61.2	3.7%	284.3	17.3%

Table 7 – Total Monthly Name Server Transactions by Category (millions)

	Total	Write	%	Query	%	Check	%
May-03	15.9	0.33	2.1%	4.1	25.7%	11.5	72.2%
Jun-03	16.0	0.33	2.1%	4.1	25.7%	11.5	72.2%
Jul-03	14.6	0.36	4.2%	4.1	27.9%	10.2	69.7%
Aug-03	14.2	0.32	2.2%	4.4	30.6%	9.6	67.1%
Sep-03	15.4	0.22	1.4%	4.9	31.5%	10.3	67.0%
Oct-03	15.1	0.36	2.4%	4.1	27.3%	10.6	70.3%
Nov-03	17.3	0.47	2.7%	4.0	22.9%	12.8	74.4%
Dec-03	16.9	0.49	2.9%	3.7	21.8%	12.7	75.3%
Jan-04	19.8	0.52	2.6%	4.2	21.5%	15.0	75.9%
Feb-04	16.1	0.50	3.1%	3.8	23.7%	11.8	73.2%
Mar-04	18.2	0.54	3.0%	4.2	22.9%	13.5	74.1%
Apr-04	15.8	0.51	3.2%	4.1	25.8%	11.2	71.0%
May-04	16.2	0.60	3.7%	3.5	21.7%	12.1	74.6%

10. Total Number of Transactions by Subcategory by Month

Table 8 shows the number of domain name ‘write’ transactions in subcategories as described in Subsections 9.1. The “Sync”, “Restore” and “No RGP Report” columns depict ACTUAL numbers where all other categories are shown in millions. Table 9 shows the number of name server “write” transactions by subcategory.

Table 8 – Total Monthly Domain Name Write Transactions by Subcategory (millions)

	In Millions						Sync	Restore	No RGP Report*
	Total	Add	Delete	Modify	Renew	Trans			
May-03	1,436.1	1,426.6	1.1	6.6	0.8	1.0	92	2,961	--
Jun-03	1,794.7	1,784.7	0.9	7.3	0.7	1.0	105	3,408	--
Jul-03	2,177.6	2,167.8	0.8	7.0	0.7	1.3	54	3,520	125
Aug-03	856.0	846.5	0.9	6.9	0.7	1.0	91	3,327	92
Sep-03	933.3	923.1	0.8	7.5	0.7	1.2	58	3,366	123
Oct-03	1,095.0	1,084.5	0.8	6.9	0.8	2.1	132	3,194	15
Nov-03	1,095.1	1,085.2	0.9	6.5	0.7	1.7	130	2,681	81
Dec-03	1,218.1	1,208.3	0.9	6.6	0.8	1.4	168	3,028	16
Jan-04	1,156.8	1,145.7	0.8	7.3	0.9	2.0	71	3,630	20
Feb-04	974.3	962.7	0.8	7.6	0.9	2.3	119	3,354	41
Mar-04	1,100.7	1,085.4	1.0	8.5	1.0	4.8	116	5,499	1,063
Apr-04	1,402.9	1,390.2	1.4	9.0	0.9	1.4	596	4,550	21
May-04	1,295.9	1,285.4	1.1	7.6	0.9	1.0	638	4,239	20

(NOTE*: The number in the “No RGP Report” column is calculated by taking the difference between the number of restore commands and the number of restore reports received in the month. This number may vary

slightly from the actual number of restores for which no report was received for a given month because of timing between when the restore command was issued and when the report was received.

Table 9 – Total Monthly Name Server Write Transactions by Subcategory (millions)

	Total	Add	Delete	Modify
May-03	0.33	0.27	0.03	0.03
Jun-03	0.33	0.27	0.03	0.03
Jul-03	0.36	0.29	0.03	0.04
Aug-03	0.32	0.26	0.03	0.04
Sep-03	0.22	0.15	0.03	0.04
Oct-03	0.36	0.30	0.02	0.04
Nov-03	0.47	0.37	0.03	0.07
Dec-03	0.49	0.41	0.04	0.04
Jan-04	0.52	0.42	0.04	0.06
Feb-04	0.50	0.42	0.04	0.04
Mar-04	0.54	0.43	0.06	0.05
Apr-04	0.51	0.42	0.04	0.05
May-04	0.60	0.49	0.05	0.06

11. Average Daily Transaction Range (In Millions)

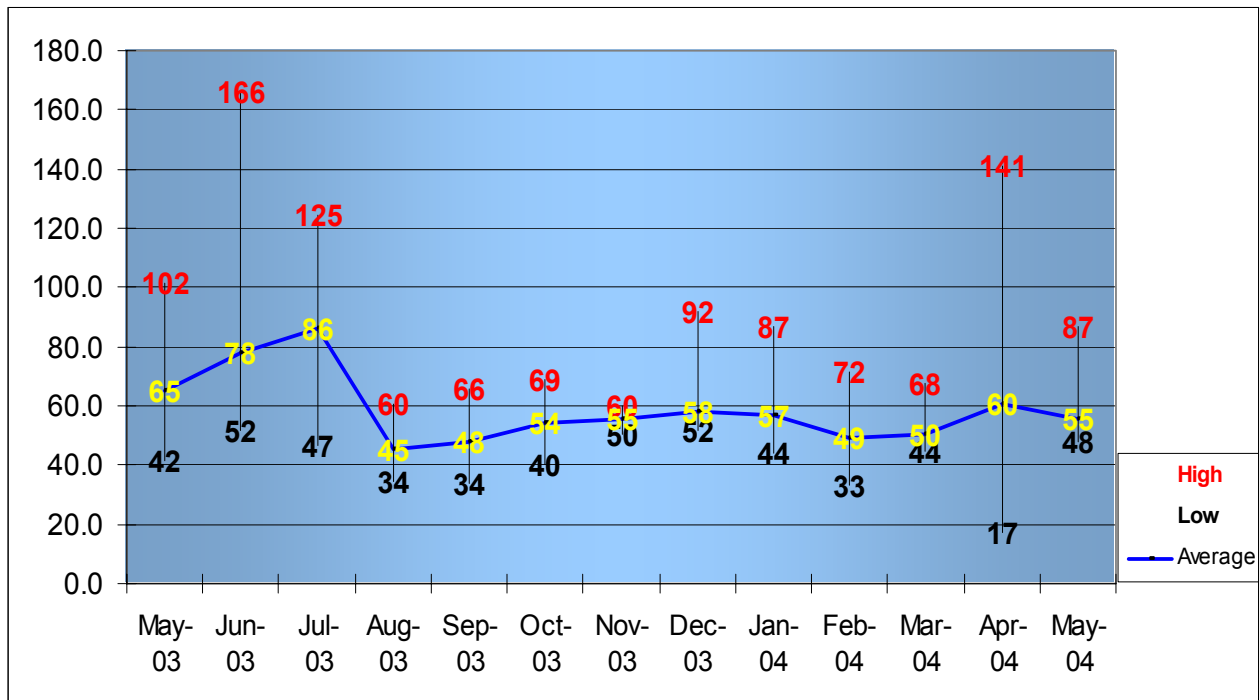


Figure 1 – Average Daily Transaction Range

12. TLD Geographical Registrations Distribution

The VeriSign Registry does not have registrant contact information.

13. Deleted Names - Per Registrar

This data will be provided under separate cover.

14. Restored Names - Per Registrar

This data will be provided under separate cover.

15. Violations of Registrar Restore Report - Per Registrar

This data is available through FTP site.

16. Other Information

The following information in **Table 10** shows the trend of total monthly transactions (domain names and name servers) for the .com and .net and TLDs.

Table 10 – Total Monthly Transactions by Category (In Millions)

	Total	Write	%	Query	%	Check	%
May-03	1,937.5	1,436.4	74.1%	49.7	2.6%	451.5	23.3%
Jun-03	2,289.2	1,795.1	78.4%	53.8	2.3%	440.3	19.2%
Jul-03	2,616.0	2,178.0	83.3%	47.3	1.8%	390.7	14.9%
Aug-03	1,339.2	856.3	63.9%	48.7	3.6%	434.2	32.4%
Sep-03	1,359.1	933.6	68.7%	48.0	3.5%	377.5	27.8%
Oct-03	1,595.6	1,095.4	68.6%	48.8	3.1%	451.5	28.3%
Nov-03	1,587.5	1,095.6	69.0%	48.0	3.0%	443.9	28.0%
Dec-03	1,742.5	1,218.6	69.9%	50.2	2.9%	473.8	27.2%
Jan-04	1,710.9	1,157.3	67.6%	66.5	3.9%	487.1	28.5%
Feb-04	1,382.3	974.8	70.5%	56.6	4.1%	351.0	25.4%
Mar-04	1,504.9	1,101.3	73.2%	60.0	4.0%	343.7	22.8%
Apr-04	1,759.0	1,403.4	79.8%	67.8	4.8%	287.9	16.4%
May-04	1,657.7	1,296.5	78.2%	64.7	3.9%	296.4	17.9%

Figure 2 displays the monthly growth trend in total Registry transactions (domain names and name servers) in millions for the .com and .net TLDs.

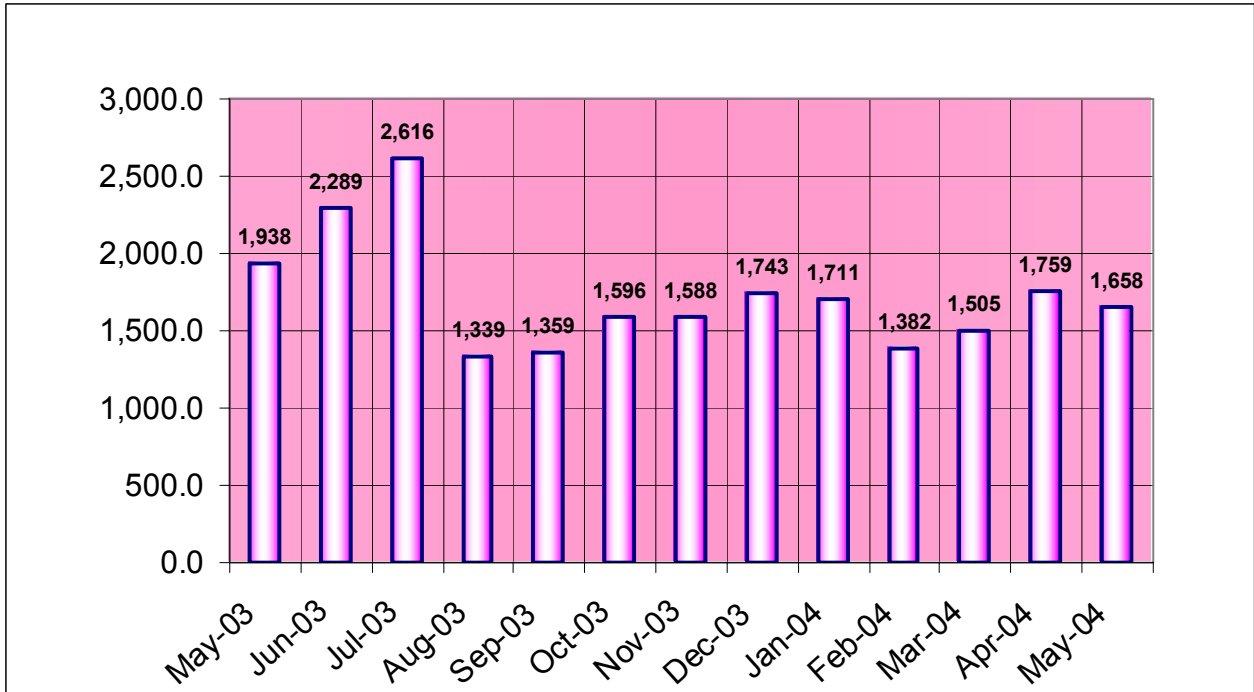


Figure 2 – Total Transactions by Month (In millions)

Figure 3 shows the percent of second-level domain names registered in each of the .com and .net gTLDs as of the end of the current reporting month.

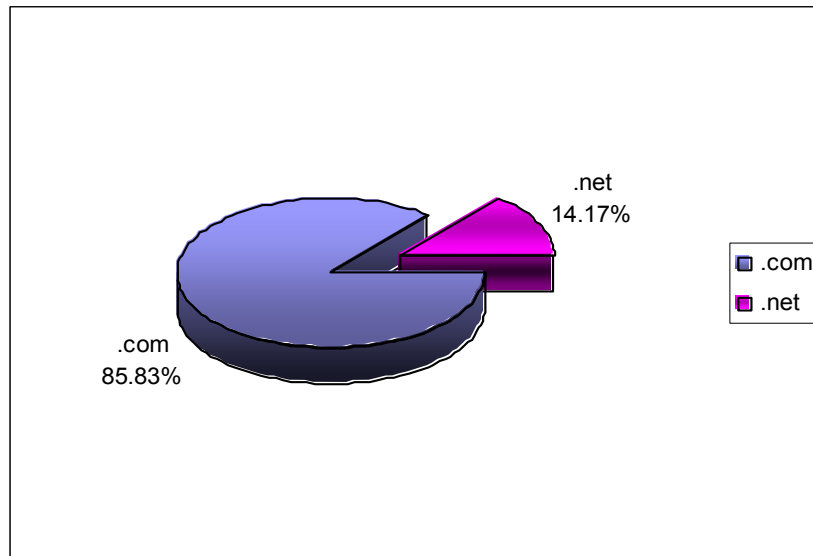


Figure 3 – TLD Registrations Distribution May 31, 2004

The following information is provided as required by the ICANN/VeriSign Registry Agreements (.com, Section 8; and .net, Section 3.15; and requirements 5, 6, 13 and 14 in Appendix T for both agreements). As stated in Appendix T, the following information "shall be kept confidential by ICANN until three months after the end of the month to which the report relates."

Total REGISTRATIONS in the VeriSign Registry Database and NAME SERVER COUNT as of May 31, 2004					May 2004 GROSS DELETES			May 2004 RESTORES		
REGISTRAR	COM	NET	Total Names	Name Servers	COM	NET	Total	COM	NET	Total
!!! BB Bulk, Inc. dba My Name Now	821	109	930	0	1	0	1	0	0	0
! \$! Bid It Win It, Inc.	1,504	185	1,689	4	1	1	2	0	0	0
! AlohaNIC LLC	220	18	238	1	2	0	2	0	0	0
!\$6.25 DOMAINS! Network, Inc. dba Esite.com	977	135	1,112	4	0	0	0	0	0	0
007Names, Inc.	4,193	963	5,156	123	25	8	33	2	0	2
1 Accredited Registrar	3,364	696	4,060	45	39	6	45	1	0	1
1 Domain Names International, Inc. d/b/a 1dni.com	5,012	746	5,758	155	213	43	256	12	1	13
1 eNameCo.	15,034	2,918	17,952	665	282	76	358	6	3	9
123 Easy Domain Names dba Signature Domains	15,475	5,348	20,823	444	162	46	208	0	0	0
123 Registration, Inc.	5,230	1,028	6,258	147	67	23	90	2	0	2
1stDomain.net, division of G+D International LLC	7,469	1,765	9,234	1,381	124	21	145	0	0	0
A Technology Company, Inc. d/b/a namesystem.com	6,231	1,081	7,312	294	409	140	549	17	1	29
AAAQ.COM, Inc.	87,447	14,114	101,561	4,035	44	13	57	0	0	18
Abacus America, Inc. dba Names4Ever	162,932	26,366	189,298	6,413	3,507	654	4,161	31	1	32
ABR Products, Inc. dba Nitin Networks	15,827	2,971	18,798	656	3	1	4	0	0	0
Active ISP ASA	49,716	9,382	59,098	340	4,491	502	4,993	37	3	39
Address Creation	13,822	1,696	15,518	433	137	28	165	0	0	0
Advantage Interactive Ltd	2,688	477	3,165	20	0	0	0	0	0	0
Aim High!, Inc. dba Get Yer Name!	66	13	79	0	0	0	0	0	0	0
Alices Registry, Inc.	1,876	292	2,168	21	2	2	4	0	0	0
All West Communications, Inc. d/b/a AW Registry	20,979	3,317	24,296	1,736	598	86	684	8	0	8
Alldomains.com Inc.	91,082	13,414	104,496	4,324	2,405	388	2,793	62	5	67
AllGlobalNames S.A.	6,472	1,429	7,901	123	39	6	45	0	0	0
America Online, Inc. dba AOL and/or CompuServe-AOL	5,414	1,705	7,119	84	0	0	0	0	0	0
Annulet, Inc	868	84	952	12	1	0	1	0	0	0
Arsys Internet, S.L. d/b/a NICLINE.COM	74,955	10,724	85,679	1,206	680	111	791	2	1	3
Ascio Technologies, Inc.	144,409	34,059	178,468	2,022	1,569	410	1,979	16	4	20
AtCom Technology LLC	15,451	2,595	18,046	877	341	74	415	5	0	5
AusRegistry Group Pty. Ltd.	2,599	373	2,972	18	2	0	2	0	0	0
BB Online UK Ltd	11,558	2,073	13,631	400	307	52	359	3	0	3

The following information is provided as required by the ICANN/VeriSign Registry Agreements (.com, Section 8; and .net, Section 3.15; and requirements 5, 6, 13 and 14 in Appendix T for both agreements). As stated in Appendix T, the following information "shall be kept confidential by ICANN until three months after the end of the month to which the report relates."

Total REGISTRATIONS in the VeriSign Registry Database and NAME SERVER COUNT as of May 31, 2004					May 2004 GROSS DELETES			May 2004 RESTORES		
REGISTRAR	COM	NET	Total Names	Name Servers	COM	NET	Total	COM	NET	Total
Best Registration Services, Inc	3,452	469	3,921	145	0	0	0	0	0	0
Bizcn.com, Inc.	88,437	19,449	107,886	1,172	1,296	324	1,620	1	1	2
Blue Razor Domains, Inc	19,188	2,795	21,983	277	10	1	11	0	0	0
Blueberry Hill Comm., Inc. dba 4Domains.com	14,629	1,811	16,440	359	304	19	323	2	0	2
BookMyName SAS	35,219	6,617	41,836	800	415	75	490	1	0	1
Brandon Gray Internet Services, Inc. dba NameJuice.com	23,255	3,439	26,694	362	0	0	0	0	0	0
BulkRegister, LLC.	996,104	144,408	1,140,512	36,766	20,043	2672	22,715	53	4	57
CADiware AG	755	189	944	34	1	0	1	1	0	1
Capital Networks Pty LTD	31,502	4,674	36,176	2,811	917	97	1,014	3	3	6
CAT, Inc. d/b/a Namezero.com	21,903	3,507	25,410	403	28,934	5296	34,230	0	0	0
Catalog.com, Inc.	31,610	3,711	35,321	354	643	88	731	19	1	20
Central Registrar, Inc. d/b/a DomainMonger.Com	17,922	2,521	20,443	30	0	0	0	0	0	0
CommuniGal Communications Ltd	22,516	4,887	27,403	1,086	146	28	174	3	1	4
Computer Services Langenbach GmbH dba joker.com	370,941	84,435	455,376	20,647	9,647	2217	11,864	49	2	51
ComputerDataNetworks dba shop4domain/netonedomains	1,719	338	2,057	39	8	2	10	0	0	0
CORE Internet Council of Registrars	230,611	50,034	280,645	13,657	3,404	781	4,185	145	10	155
Corporate Domains, Inc.	3,624	1,152	4,776	148	6	3	9	0	0	0
Cronon AG Berlin, Niederlassung Regensburg	224,544	77,524	302,068	2,572	1,124	467	1,591	0	0	0
Cyidentity, Inc. d/b/a Cypack.com	16,606	2,753	19,359	312	72	35	107	0	0	0
Deutsche Telekom AG	35,425	9,098	44,523	740	328	78	406	1	0	1
Direct Information Pvt. Ltd., dba Directl.com	128,487	21,124	149,611	30,719	2,668	416	3,084	16	1	17
Dodora Unified Communications, Inc.	13,622	2,464	16,086	1,920	38	6	44	0	0	0
Domain Bank, Inc.	138,778	20,854	159,632	3,212	3,200	750	3,950	89	9	98
Domain Contender, LLC	17,694	2,944	20,638	2	1	0	1	0	0	0
Domain Monkeys, LLC	2,303	300	2,603	2	0	0	0	0	0	0
Domain Registration Services	25,761	3,610	29,371	2,099	774	382	1,156	10	2	12
Domain The Net Technologies (2)	2,182	302	2,484	6	1	0	1	0	0	0
Domain The Net Technologies Ltd.	1,462	143	1,605	32	2	0	2	0	0	0
DomainDiscover	415,657	83,962	499,619	9,226	5,417	996	6,413	22	0	22
Domainducks, Inc. d/b/a Personalnames.com	6,420	1,019	7,439	46	19,626	4125	23,751	0	0	0
Domaininfo AB d/b/a domaininfo.com	22,289	5,587	27,876	4,175	547	115	662	117	16	133
Domain-it, Inc.	2,284	336	2,620	27	0	0	0	0	0	0
DomainName, Inc.	8,884	1,343	10,227	29	170	34	204	1	0	1

The following information is provided as required by the ICANN/VeriSign Registry Agreements (.com, Section 8; and .net, Section 3.15; and requirements 5, 6, 13 and 14 in Appendix T for both agreements). As stated in Appendix T, the following information "shall be kept confidential by ICANN until three months after the end of the month to which the report relates."

Total REGISTRATIONS in the VeriSign Registry Database and NAME SERVER COUNT as of May 31, 2004					May 2004 GROSS DELETES			May 2004 RESTORES		
REGISTRAR	COM	NET	Total Names	Name Servers	COM	NET	Total	COM	NET	Total
DomainPeople, Inc.	125,953	17,899	143,852	10,595	2,566	413	2,979	88	3	91
DomainPro, Inc.	700	99	799	0	0	0	0	0	0	0
DomainProcessor.com	2,847	436	3,283	67	80	8	88	0	0	0
DomainRegistry.com, Inc.	9,723	1,319	11,042	469	226	38	264	7	1	8
DomainZoo.com, Inc.	4,896	855	5,751	218	67	12	79	4	0	4
DomReg Ltd.	23,233	6	23,239	28	0	0	0	0	0	0
DotForce Corp. d/b/a DotForce.com	1,699	289	1,988	10	35	8	43	0	0	0
Dotster, Inc.	574,433	94,561	668,994	44,378	31,809	5898	37,707	58	3	61
Eastern Communications Co., Ltd.	3,656	363	4,019	220	191	22	213	1	0	1
easyDNS Technologies, Inc.	17,555	3,108	20,663	758	3	0	3	0	0	0
Easyspace LTD	121,914	20,092	142,006	3,374	2,724	469	3,193	37	6	43
EDGE Co., Ltd.	2,229	632	2,861	154	0	0	0	0	0	0
eMarkmonitor Inc. dba Markmonitor	32,364	7,415	39,779	715	1	1	2	0	0	0
EnCirca Inc	3,058	456	3,514	40	61	6	67	1	0	1
Enetica PTY Ltd	1,981	247	2,228	62	2	2	4	0	0	0
Enetregistry, Inc	178	38	216	28	1	0	1	0	0	0
eNom, Inc.	2,248,635	353,959	2,602,594	120,124	50,509	8148	58,657	236	2	238
EPAG Enter-Price Multimedia AG	18,810	6,943	25,753	423	371	139	510	1	0	1
Esoftwiz, Inc.	1,806	255	2,061	2	2	1	3	0	0	0
Fabulous.com Pty Ltd.	171,906	4,234	176,140	283	612	36	648	1	0	1
Fiducia LLC, Latvijas Parstavnieciba	1,643	139	1,782	4	1	0	1	0	0	0
Firstserver, Inc.	4,686	822	5,508	259	2	0	2	0	0	0
Future Media Network K.K.	1,692	289	1,981	7	3	1	4	0	0	0
Gabia, Inc.	108,247	33,661	141,908	15,693	5,135	1504	6,639	12	3	15
GANDI	282,412	67,256	349,668	28,643	7,332	1762	9,094	0	0	0
GKG.Net, Inc.	102,046	18,170	120,216	11,085	2,123	499	2,622	10	0	10
Global Media Online, Inc	180,646	38,871	219,517	29,764	8,035	1937	9,972	24	5	27
Globedom Datenkommunikations GmbH	5,799	1,667	7,466	629	19	8	27	0	0	0
Go Daddy Software, Inc.	3,178,978	459,369	3,638,347	142,850	49,307	8580	57,887	241	27	268
H. J. Linnen Associates Ltd.	116	8	124	0	0	0	0	0	0	0
HANGANG Systems, Inc. d/b/a doregi.com	37,288	10,504	47,792	8,125	1,715	529	2,244	11	0	11
HiChina Web Solutions (Hong Kong) Limited	55,901	8,006	63,907	250	166	29	195	0	0	0
I.D.R. Internet Domain Registry Ltd.	2,923	290	3,213	182	10	0	10	0	0	0

The following information is provided as required by the ICANN/VeriSign Registry Agreements (.com, Section 8; and .net, Section 3.15; and requirements 5, 6, 13 and 14 in Appendix T for both agreements). As stated in Appendix T, the following information "shall be kept confidential by ICANN until three months after the end of the month to which the report relates."

Total REGISTRATIONS in the VeriSign Registry Database and NAME SERVER COUNT as of May 31, 2004					May 2004 GROSS DELETES			May 2004 RESTORES		
REGISTRAR	COM	NET	Total Names	Name Servers	COM	NET	Total	COM	NET	Total
iHoldings.com, Inc. d/b/a Dotregistrar.com	693,001	79,552	772,553	12,581	15,684	1915	17,599	19	5	24
In2Net Network, Inc. dba iRegister.com	36,212	4,730	40,942	50	0	0	0	0	0	0
Inamepro dba Dynadot	2,456	537	2,993	86	2	0	2	0	0	0
INAMES Corp	33,652	12,269	45,921	6,425	878	384	1,262	0	0	0
Initial Online Limited	75	19	94	10	0	0	0	0	0	0
Innerwise, Inc. d/b/a ItsYourDomain.com	338,765	44,947	383,712	11,231	3,965	591	4,556	157	16	173
Interactive Telecom Network, Inc.	1,325	131	1,456	2	0	0	0	0	0	0
Intercosmos Media Group, Inc. d/b/a directNIC.com	820,527	107,743	928,270	39,704	14,060	1975	16,035	12	2	14
Interdomain, S.A.	38,396	6,696	45,092	789	223	47	270	27	1	28
Internetters Limited	23,752	2,166	25,918	115	11	1	12	0	0	0
Key-Systems GmbH	127,765	41,569	169,334	4,796	1,687	392	2,079	3	0	3
Korea Information Certificate Authority 2	1,881	230	2,111	2	0	0	0	0	0	0
Korea Information Certificate Authority Inc dba DomainCA	9,761	1,608	11,369	337	215	32	247	0	0	0
Melbourne IT, Ltd. d/b/a Internet Names Worldwide	1,625,112	269,416	1,894,528	73,628	39,981	7266	47,247	153	9	162
Mobilcom City Line GmbH d/b/a freenet Datenkommunikat	349	178	527	17	0	0	0	0	0	0
Mobile Name Services, Inc.	2,545	270	2,815	0	0	0	0	0	0	0
Moniker Online Services, Inc.	253,670	21,714	275,384	872	4,483	907	5,390	6	0	6
Name Intelligence, Inc	4,324	479	4,803	10	0	0	0	0	0	0
Name.com LLC	7,489	1,212	8,701	100	32	2	34	0	0	0
Name2Host, Inc. dba name2host.com	5,169	895	6,064	16	0	0	0	0	0	0
NAMEBAY	54,128	10,040	64,168	2,612	829	168	997	1	0	1
NameEngine, Inc.	33	27	60	7	0	0	0	0	0	0
NameKing.com, Inc.	1,947	283	2,230	2	2	1	3	0	0	0
NamesBeyond.Com	4,804	659	5,463	166	252	40	292	15	0	15
NameScout Corp	46,252	6,964	53,216	2,803	3,259	499	3,758	31	5	36
NamesDirect.Com, Inc.	156,940	28,668	185,608	8,163	2,589	464	3,053	14	0	14
NameSecure.com	127,092	19,836	146,928	2,123	3,054	521	3,575	1	0	1
Nameview, Inc.	1,639	208	1,847	1	0	0	0	0	0	0
NeoNIC OY	1,439	105	1,544	0	0	1	1	0	0	0
Netbenefit PLC aka NetNames	51,420	12,815	64,235	409	431	73	504	23	3	26
Netpia.com, Inc.	40,849	11,830	52,679	4,903	1,917	488	2,405	23	4	27
Network Solutions, Inc.	5,388,782	796,337	6,185,119	391,395	86,773	14073	100,846	993	156	1,149
New Dream Network, LLC	1,869	258	2,127	4	0	0	0	0	0	0

The following information is provided as required by the ICANN/VeriSign Registry Agreements (.com, Section 8; and .net, Section 3.15; and requirements 5, 6, 13 and 14 in Appendix T for both agreements). As stated in Appendix T, the following information "shall be kept confidential by ICANN until three months after the end of the month to which the report relates."

Total REGISTRATIONS in the VeriSign Registry Database and NAME SERVER COUNT as of May 31, 2004					May 2004 GROSS DELETES			May 2004 RESTORES		
REGISTRAR	COM	NET	Total Names	Name Servers	COM	NET	Total	COM	NET	Total
Nominalia Internet S.L.	26,495	4,447	30,942	673	326	62	388	21	6	27
NORDNET	84,907	6,057	90,964	323	380	49	429	0	0	0
Omnis Network, LLC	34,868	5,519	40,387	1,799	380	74	454	5	0	5
OnlineNIC, Inc.	547,607	85,921	633,528	22,641	14,406	2198	16,604	51	8	59
OVH	74,408	17,197	91,605	5,820	803	210	1,013	1	0	1
pairNIC	42,123	6,281	48,404	1,602	422	70	492	2	0	2
Parava Networks Inc dba RegistratYa.com nAAme.com	50,804	8,346	59,150	2,569	1,277	182	1,459	5	0	5
Polar Software Limited d/b/a signdomains.com	5,481	810	6,291	68	6	0	6	0	0	0
Primus Telco Pty Ltd dba PrimusDomain/PlanetDomain	57,104	10,219	67,323	4,728	1,242	260	1,502	11	3	14
PSI-Japan, Inc.	27,123	4,831	31,954	4,986	447	80	527	2	0	2
PSI-USA, Inc.	116,668	39,741	156,409	2,266	839	319	1,158	5	3	8
R&K GlobalBusinessServices,Inc. dba 000Domains.com	100,346	11,733	112,079	4,518	2,347	281	2,628	12	0	12
R. Lee Chambers Company LLC	2,511	353	2,864	48	1	0	1	0	0	0
Rebel.com Services Corp.	3,341	486	3,827	7	2,925	436	3,361	0	0	0
Register.com (2)	1,033	125	1,158	10	6	1	7	0	0	0
register.com, Inc.	2,128,646	338,454	2,467,100	109,535	37,992	7114	45,106	329	31	360
Register.it SPA	34,958	7,569	42,527	536	527	100	627	10	2	12
Registration Technologies, Inc.	51,755	14,004	65,759	157	21	6	27	0	0	0
rockenstein AG	365	112	477	7	0	0	0	0	0	0
SafeNames Ltd	8,855	1,498	10,353	158	0	0	0	0	0	0
Schlund+Partner AG	707,077	211,577	918,654	6,556	6,638	2702	9,340	9	1	10
Secura GmbH	5,507	1,560	7,067	211	14	4	18	0	0	0
Sipence, Inc.	2,395	319	2,714	5	0	0	0	0	0	0
Sitename.com LLC	2,424	443	2,867	0	0	0	0	0	0	0
Spot Domain LLC dba Domainsite.com	34,196	15,368	49,564	814	323	67	390	9	1	10
Stargate.com, Inc.	121,623	18,276	139,899	8,289	2,954	675	3,629	75	8	83
The Name It Corporation dba NameServices.net	86,883	12,477	99,360	4,444	1,759	289	2,048	67	6	73
The Registry at Info Avenue d/b/a IA Registry	133,080	7,332	140,412	475	224	44	268	2	0	2
TLDs, Inc. dba SRSplus	126,309	21,070	147,379	5,352	2,005	453	2,458	1	0	1
Today and Tomorrow Co. Ltd.	26,839	8,559	35,398	2,318	1,231	362	1,593	3	0	3
TotalRegistrations	49,834	10,650	60,484	2,604	864	209	1,073	20	2	22
Transecute (I) Pvt. Ltd	666	97	763	0	1	0	1	0	0	0
Transpac	25,547	3,187	28,734	612	65	16	81	1	2	3

The following information is provided as required by the ICANN/VeriSign Registry Agreements (.com, Section 8; and .net , Section 3.15; and requirements 5, 6, 13 and 14 in Appendix T for both agreements). As stated in Appendix T, the following information "shall be kept confidential by ICANN until three months after the end of the month to which the report relates."

Total REGISTRATIONS in the VeriSign Registry Database and NAME SERVER COUNT as of May 31, 2004					May 2004 GROSS DELETES			May 2004 RESTORES		
REGISTRAR	COM	NET	Total Names	Name Servers	COM	NET	Total	COM	NET	Total
Tucows Inc.	3,039,243	520,791	3,560,034	133,209	58,016	10549	68,565	175	11	186
Tuonome.it Srl	1,072	278	1,350	25	1	0	1	0	0	0
Universal Registration Services, Inc.	12,765	2,071	14,836	107	14,630	2711	17,341	1	0	1
USA Webhost	1,079	149	1,228	5	0	1	1	0	0	0
Vedacore, Inc.	849	110	959	0	2	1	3	0	0	0
Virtual Internet Plc.	1,390	268	1,658	11	0	0	0	0	0	0
Vivid Domains, Inc	1,617	243	1,860	4	5	0	5	0	0	0
Web Commerce Communications Limited dba WebNic.cc	27,038	3,430	30,468	1,423	515	82	597	0	0	0
Wild West Domains, Inc.	515,784	71,982	587,766	18,457	8,190	1243	9,433	44	1	45
Wooho T&C Co., Ltd. d/b/a rgnames.com	14,453	3,591	18,044	654	519	68	587	2	0	2
Xin Net Corp.	213,429	31,492	244,921	17,946	5,345	965	6,310	6	1	7
YesNIC Co. Ltd.	151,472	45,730	197,202	27,894	6,082	1621	7,703	17	0	17
TOTALS	29,684,862	4,899,324	34,584,186	1,536,856	632,358	115,092	747,450	3,833	406	4,265