



Registry Operator's MONTHLY REPORT

April 2003

Prepared: May 14, 2003

**VeriSign Naming and Directory Services
21345 Ridgetop Circle
Dulles, VA 20166-6503**

As required by the ICANN/VeriSign Registry Agreements (Section 8 for .com; Section 3.15 for .net), this report provides an overview of VeriSign Registry activity through the end of the reporting month. The information is primarily presented in table and chart format with text explanations as deemed necessary. The information is provided in the order as listed in **Appendix T** of the Registry Agreements. Pursuant to the agreements, "...items 5 - 12 shall be kept confidential by ICANN until three months after the end of the month to which the report relates."

Information is organized as follows:

1.	Accredited Registrar Status.....	3
	Table 1 – Accredited Registrar Status –April 2003	3
2.	Service Level Agreement Performance.....	3
	Table 2 – Service Level Agreement Performance – April 2003.....	3
3.	TLD Zone File Access Activity	4
	Table 3 – gTLD Zone File Access Activity April 2003	4
4.	Completed SRS Software Releases.....	4
	Table 4 – Completed Shared Registration System Releases	4
5.	Domain Names Under Sponsorship – Per Registrar	5
6.	Name Servers Registered – Per Registrar	5
7.	Domain Names Registered by Registry Operator	5
8.	Whois Service Activity	5
	Table 5 – Total Monthly “Whois” Queries (millions).....	5
9.	Monthly Growth Trends.....	6
	Table 6 – Total Monthly Domain Name Transaction Trend by Category (millions).....	6
	Table 7 –Total Monthly Name Server Transactions by Category (millions)	7
10.	Total Number of Transactions by Subcategory by Month.....	7
	Table 8 – Total Monthly Domain Name Write Transactions by Subcategory (millions) 7	
	Table 9 - Total Monthly Name Server Write Transactions by Subcategory (millions)....	8
11.	Average Daily Transaction Range (In Millions).....	8
	Figure 1 – Average Daily Transaction Range.....	8
12.	TLD Geographical Registrations Distribution	9
13.	Other Information.....	9
	Table 10 – Total Monthly Transactions by Category (In Millions).....	9
	Figure 2 – Total Transactions by Month (In millions)	10
	Figure 3 – TLD Registrations Distribution – April 30, 2003	10

1. Accredited Registrar Status

Table 1 displays the current number and status of the ICANN accredited registrars. The registrars are grouped into three categories:

1. **Operational Registrars:** Those who have authorized access into the Shared Registration System (SRS) for processing domain name registrations.
2. **Registrars In The Ramp-Up Period:** Those who have received a password to access the Registry operational test and evaluation (OT&E) environment. The OT&E environment is provided to allow registrars to develop and test their systems with the SRS.
3. **Registrars In The Pre-Ramp-Up Period:** Those who have been sent a welcome letter from the VeriSign Registry but have not yet executed the Registry Confidentiality Agreement and/or have not yet submitted a completed Registrar Information Sheet. In most cases registrars are sent welcome letters via overnight express mail on the same day accreditation notification is received from ICANN.

Table 1 – Accredited Registrar Status –April 2003

Status	# of Registrars Current
Operational Registrars	127
Registrars In Ramp-Up Period	37
Registrars In Pre-Ramp-Up Period	24
Total	188

2. Service Level Agreement Performance

Table 2 compares Service Level Agreement (SLA) Requirements with Actual Performance for the reporting month. As required by the ICANN/VeriSign Registry Agreements (Section 21 for .com; Section 3.3 for .net), the VeriSign Registry is committed to provide service levels as specified in Appendix D of the agreements and to comply with the requirements of the SLA in Appendix E of the agreements. The SLA is incorporated into the VeriSign Registry Registrar Agreement that is executed with all operational registrars. **Note:** *The SLA permits two 12-hour windows per year to perform major upgrades.*

Table 2 – Service Level Agreement Performance – April 2003

Metric	SLA Requirement	Actual Performance
Total outage	8 hours	2 hours 37 minutes
Unplanned outage	4 hours	0 hours 01 minutes
Check domain average	3 seconds	.01 seconds
Add domain average	5 seconds	.01 seconds

3. TLD Zone File Access Activity

Table 3 summarizes the zone file access activity for the current reporting month. As required by the ICANN/VeriSign Registry Agreements (Section 21 for .com; Section 3.9 for .net), the VeriSign Registry provides third parties bulk access to the zone files for the .com and .net TLDs.

Table 3 – gTLD Zone File Access Activity April 2003

Zone file access passwords previous month	832
New zone file access passwords	20
Total zone file access approvals end of reporting month	852

4. Completed SRS Software Releases

As required by the ICANN/VeriSign Registry Agreements (Section 21 for .com; Section 3.9 for .net), **Table 4** shows significant releases that have occurred since January 2002. The VeriSign Registry Shared Registration System (SRS) is continually being improved to better meet the needs of accredited registrars.

Table 4 – Completed Shared Registration System Releases

Release Name	Features	Target Date	Complete Date
Core Release 4.0	User features required by the new agreements to include global user id, bulk transfer from one registrar to many.	19 Jan 2002	19 Jan 2002
Core Release 4.1	Support of IPv.6, exclusion of orphan A records from gTLD zones, and minor enhancements for performance	18 Jun 2002	18 Jun 2002
Core Release 5.0	Migration of CSR/Registrar Tool from Dynamo to Weblogic, merge ASCII and IDN RRP application servers, restrict registration of name servers with invalid TLDs.	28 Sep 2002	28 Sep 2002
Core Release 5.1	Add ability to Restore a domain; Sync expiration dates; addition of 3 new statuses – redemption period, pending restore, and pending delete; modifications to the CSR/Registrar tools and Whois.	25 Jan 2003	25 Jan 2003
Core Release 5.2	IDN TC/SC variant blocking, RGP monthly reports, .org name server registrations, miscellaneous bug fixes.	26 April 2003	26 April 2002
Core Release 5.2.1	Chinese IDN variants	17 May 3003	

Release Name	Features	Target Date	Complete Date
Core Release 5.3	IDN Punycode migration, IDN language tags, prohibited Unicode points	23 Aug 2003	

5. Domain Names Under Sponsorship – Per Registrar

This data will be provided under separate cover.

6. Name Servers Registered – Per Registrar

This data will be provided under separate cover.

7. Domain Names Registered by Registry Operator

Per the requirements of the .com registry agreement Section 24.B and the .net registry agreements Section 3.6.2, as of 30 June 2002, the following names should be in Appendix X:

THE-VERISIGN-COM-NET-REGISTRY.COM
 THE-VERISIGN-COM-NET-REGISTRY.NET
 THE-VERISIGN-REGISTRY.COM
 THE-VERISIGN-REGISTRY.NET
 THEVERISIGNREGISTRY.COM
 THEVERISIGNREGISTRY.NET
 VCNR.COM
 VCNR.NET
 VERISIGN-COM-NET-REGISTRY.COM
 VERISIGN-COM-NET-REGISTRY.NET
 VERISIGNCNR.COM
 VERISIGNCNR.NET
 VRSN-CNR.COM
 VRSN-CNR.NET
 VRSN-COM-NET-REGISTRY.COM
 VRSN-COM-NET-REGISTRY.NET
 VRSNCNR.COM
 VRSNCNR.NET
 VRSNCOMNETREGISTRY.COM
 VRSNCOMNETREGISTRY.NET

8. Whois Service Activity

Table 5 – Total Monthly “Whois” Queries (millions)

	Total Queries	Peak	Avg
Apr-02	735.4	41.4	24.5

	Total Queries	Peak	Avg
May-02	651.7	34.6	21.0
Jun-02	607.9	29.0	20.3
Jul-02	633.6	28.5	20.4
Aug-02	686.8	34.4	22.2
Sep-02	651.2	33.0	21.7
Oct-02	769.0	34.9	24.8
Nov-02	829.0	41.2	27.6
Dec-02	753.0	34.3	24.3
Jan-03	790.2	37.1	25.5
Feb-03	732.0	38.4	26.1
Mar-03	784.4	34.7	25.3
Apr-03	786.7	31.2	26.2

9. Monthly Growth Trends

There are three main categories of monthly transactions executed by registrars via the Registry Registrar Protocol (RRP) with the Shared Registration System (SRS):

1. **Query** – This category includes the following transactions: query a domain and query a server.
2. **Write** – This category includes the following transactions: adding a new domain, deleting a domain, modifying a domain name record, renewing a domain, transferring a domain, adding a server, deleting a server and modifying a server record.
3. **Check** – This category includes the following transactions: check a domain and check a server.

Table 6 shows the number of domain name transactions for each of these categories.

Table 7 shows the number of name server transactions for each of these categories.

Table 6 – Total Monthly Domain Name Transaction Trend by Category (millions)

	Total	Query	%	Write	%	Check	%
Apr-02	1,685.5	33.3	2.0%	562.0	33.3%	1,090.3	64.7%
May-02	5,154.4	37.1	0.7%	1,795.3	34.8%	3,322.0	64.4%
Jun-02	3,236.2	23.7	0.7%	1,211.0	37.4%	2,001.5	61.8%
Jul-02	2,680.9	26.6	1.0%	1,805.2	67.3%	849.1	31.7%
Aug-02	1,661.1	34.5	2.1%	1,225.4	73.8%	401.1	24.2%
Sep-02	3,044.4	32.4	1.1%	2,533.8	83.2%	478.2	15.7%
Oct-02	4,718.9	31.8	0.7%	4,070.5	86.3%	616.6	13.1%
Nov-02	4,953.5	35.6	0.7%	4,324.4	87.3%	593.5	12.0%

	Total	Query	%	Write	%	Check	%
Dec-02	5,184.0	37.3	0.7%	4,614.3	89.0%	532.4	10.3%
Jan-03	5,238.7	45.8	0.9%	4,687.7	89.5%	505.2	9.6%
Feb-03	4,430.2	40.5	0.9%	4,079.9	92.1%	309.8	7.0%
Mar-03	4,034.1	40.6	1.0%	3,481.7	86.3%	511.8	12.7%
Apr-03	2,291.7	46.8	2.0%	1,755.5	76.6%	489.5	21.4%

Table 7 – Total Monthly Name Server Transactions by Category (millions)

	Total	Query	%	Write	%	Check	%
Apr-02	24.4	13.2	54.0%	0.2	0.8%	11.0	45.2%
May-02	22.7	12.8	56.4%	0.2	0.9%	9.7	42.7%
Jun-02	19.4	11.6	59.6%	0.2	1.2%	7.6	39.2%
Jul-02	20.9	11.9	57.2%	0.3	1.6%	8.6	41.2%
Aug-02	19.1	11.4	59.7%	0.2	1.1%	7.5	39.2%
Sep-02	18.4	11.4	61.8%	0.1	0.7%	6.9	37.4%
Oct-02	20.5	12.0	58.9%	0.2	0.8%	8.3	40.4%
Nov-02	20.8	13.5	65.0%	0.2	0.8%	7.1	34.2%
Dec-02	18.5	12.0	65.0%	0.2	0.9%	6.3	34.0%
Jan-03	26.0	13.9	53.5%	0.2	0.9%	11.8	45.6%
Feb-03	23.6	13.1	55.7%	0.3	1.3%	10.1	43.0%
Mar-03	25.8	13.6	52.7%	0.4	1.5%	11.8	45.8%
Apr-03	23.1	9.8	42.7%	0.4	1.8%	12.8	55.5%

10. Total Number of Transactions by Subcategory by Month

Table 8 shows the number of domain name ‘write’ transactions. Table 9 shows the number of name server ‘write’ transactions.

Table 8 – Total Monthly Domain Name Write Transactions by Subcategory (millions)

	Total	Add	Delete	Modify	Renew	Transfer
Apr-02	562.0	550.7	3.1	7.0	0.6	0.6
May-02	1,795.3	1,783.8	2.2	7.8	0.6	0.9
Jun-02	1,211.0	1,202.9	1.4	5.5	0.5	0.6
Jul-02	1,805.2	1,797.3	1.1	5.5	0.5	0.8
Aug-02	1,225.4	1,213.1	1.2	9.7	0.5	0.9
Sep-02	2,533.8	2,526.1	0.9	5.2	0.6	1.0
Oct-02	4,070.5	4,060.1	1.0	7.6	0.5	1.3
Nov-02	4,324.4	4,312.4	0.9	9.4	0.6	1.2
Dec-02	4,614.3	4,606.9	0.9	5.2	0.7	0.7

	Total	Add	Delete	Modify	Renew	Transfer
Jan-03	4,687.7	4,678.5	0.9	6.5	0.9	1.1
Feb-03	4,079.9	4,070.2	0.7	7.2	0.7	1.0
Mar-03	3,481.7	3,471.3	0.9	7.6	0.8	1.0
Apr-03	1,755.5	1745.7	1.4	6.7	0.8	0.9

Table 9 - Total Monthly Name Server Write Transactions by Subcategory (millions)

	Total	Add	Delete	Modify
Apr-02	0.18	0.14	0.02	0.03
May-02	0.21	0.15	0.03	0.03
Jun-02	0.23	0.11	0.08	0.03
Jul-02	0.34	0.08	0.21	0.04
Aug-02	0.20	0.08	0.05	0.07
Sep-02	0.14	0.08	0.03	0.03
Oct-02	0.15	0.09	0.03	0.03
Nov-02	0.17	0.11	0.03	0.03
Dec-02	0.17	0.11	0.03	0.03
Jan-03	0.22	0.16	0.03	0.03
Feb-03	0.32	0.26	0.02	0.04
Mar-03	0.40	0.34	0.03	0.03
Apr-03	0.42	0.35	0.03	0.03

11. Average Daily Transaction Range (In Millions)

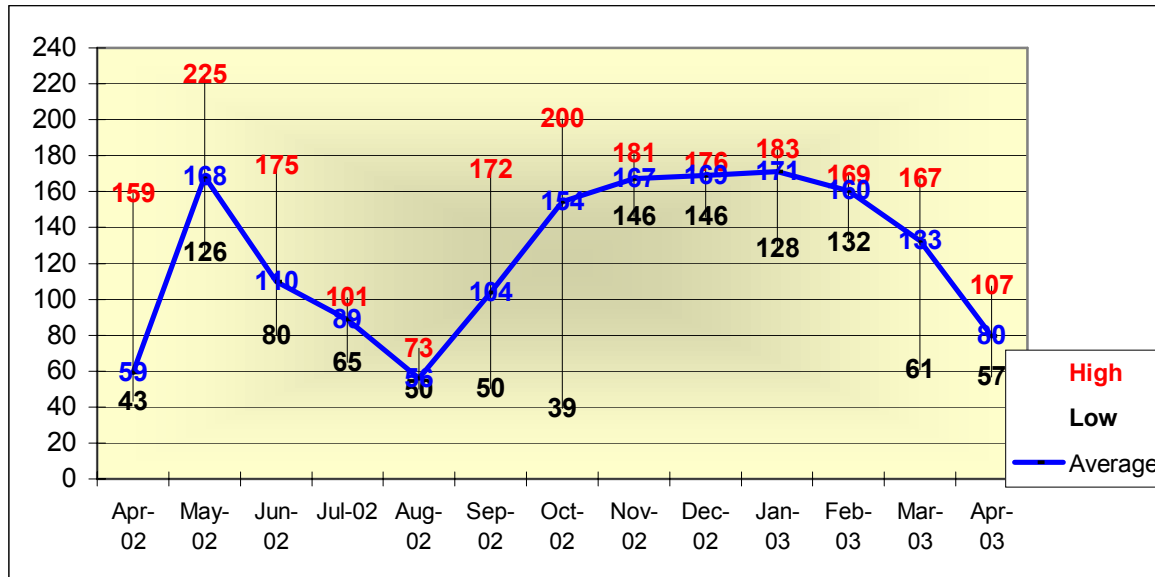


Figure 1 – Average Daily Transaction Range

12. TLD Geographical Registrations Distribution

The VeriSign Registry does not have registrant contact information.

13. Other Information

The following information is not required in the ICANN/VeriSign Registry Agreements but is provided as a continuation of data that was provided in monthly reports prior to the effective dates of the current agreements.

Table 10 shows the trend of total monthly transactions (domain names and name servers) for the .com and .net and TLDs.

Table 10 – Total Monthly Transactions by Category (In Millions)

	Total	Query	%	Write	%	Check	%
Apr-02	1,709.9	46.4	2.7%	562.2	32.9%	1,101.3	64.4%
May-02	5,177.0	49.9	1.0%	1,795.5	34.7%	3,331.7	64.4%
Jun-02	3,255.6	35.3	1.1%	1,211.3	37.2%	2,009.1	61.7%
Jul-02	2,701.7	38.5	1.4%	1,805.5	66.8%	857.7	31.7%
Aug-02	1,680.1	45.9	2.7%	1,225.6	72.9%	408.6	24.3%
Sep-02	3,062.7	43.8	1.4%	2,533.9	82.7%	485.1	15.8%
Oct-02	4,739.3	43.8	0.9%	4,070.7	85.9%	624.9	13.2%
Nov-02	4,974.3	49.1	1.0%	4,324.6	86.9%	600.6	12.1%
Dec-02	5,202.5	49.3	0.9%	4,614.5	88.7%	538.7	10.4%
Jan-03	5,264.7	59.7	1.1%	4,688.0	89.0%	517.0	9.8%
Feb-03	4,453.8	53.7	1.2%	4,080.2	91.6%	319.9	7.2%
Mar-03	4,059.9	54.2	1.3%	3,482.1	85.8%	523.6	12.9%
Apr-03	2,314.8	56.6	2.4%	1,755.9	75.9%	502.3	21.7%

Figure 2 displays the monthly growth trend in total Registry transactions (domain names and name servers) in millions for the .com and .net TLDs.

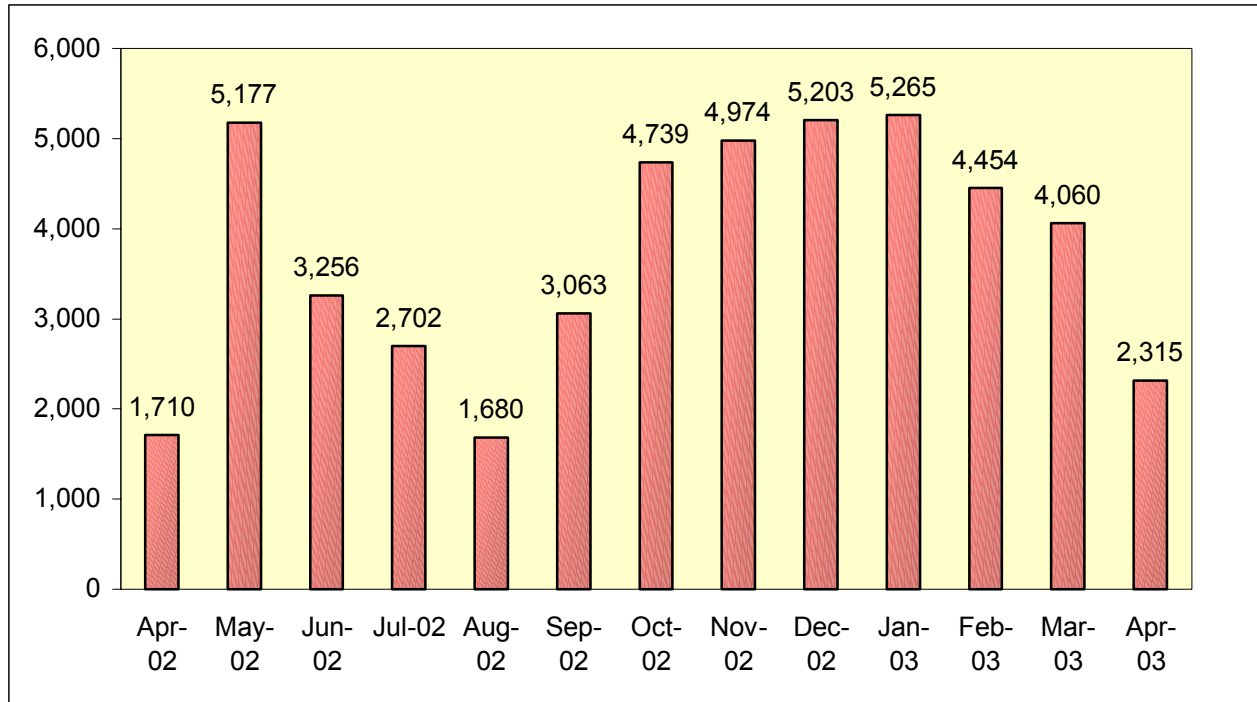


Figure 2 – Total Transactions by Month (In millions)

Figure 3 shows the percent of second-level domain names registered in each of the .com and .net gTLDs as of the end of the current reporting month.

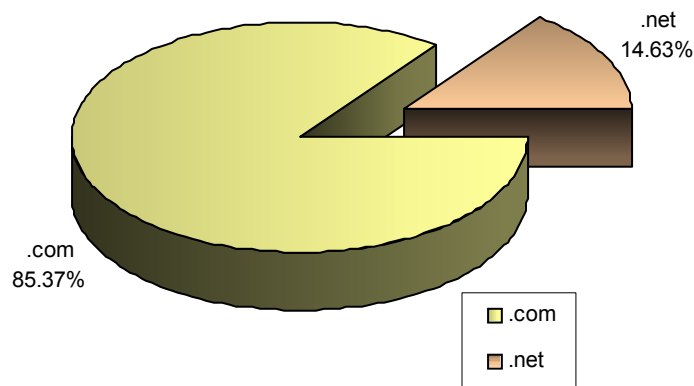


Figure 3 – TLD Registrations Distribution – April 30, 2003

VeriSign Naming and Directory Services



The following information is provided as required by the ICANN/VeriSign Registry Agreements (.com, Section 8; .net, Section 3.15; and requirements 5 and 6 in Appendix T for both agreements). As stated in Appendix T, the following information "shall be kept confidential by ICANN until three months after the end of the month to which the report relates."

Total Registrations in the VeriSign Registry Database and Name Server Count as of April 30, 2003

REGISTRAR	COM	NET	Total Domain Names	Name Servers
007Names, Inc.	1,914	274	2,188	72
1 Accredited Registrar	638	120	758	1
1 Domain Names International, Inc. d/b/a 1dni.com	3,029	474	3,503	110
1 eNameCo.	14,451	2,954	17,405	606
123 Easy Domain Names dba Signature Domains	14,941	5,806	20,747	394
123 Registration, Inc.	3,843	794	4,637	127
1stDomain.net, division of G+D International LLC	9,229	2,088	11,317	1,248
A Technology Company, Inc. d/b/a namesystem.com	4,107	643	4,750	125
Abacus America, Inc. dba Names4Ever	119,596	19,823	139,419	4,139
ABR Products, Inc. dba Nitin Networks	3		3	0
Active ISP ASA	58,482	10,823	69,305	270
Address Creation	9,156	1,139	10,295	371
Alices Registry, Inc.	144	37	181	12
All West Communications, Inc. d/b/a AW Registry	25,007	4,218	29,225	1,612
Alldomains.com Inc.	97,946	13,226	111,172	2,678
AllGlobalNames S.A.	755	257	1,012	44
America Online, Inc. dba AOL and/or CompuServe-AOL	4,451	1,517	5,968	75
Arsys Internet, S.L. d/b/a NICLINE.COM	27,714	3,826	31,540	73
Ascio Technologies, Inc.	92,258	23,367	115,625	1,024
AtCom Technology LLC	3,024	556	3,580	135
BB Online UK Ltd	10,732	2,043	12,775	268
Bizcn.com, Inc.	2,419	538	2,957	2
Blueberry Hill Comm., Inc. dba 4Domains.com	11,539	1,355	12,894	234
BookMyName SAS	15,797	2,745	18,542	207
BulkRegister.com, Inc.	1,040,878	155,551	1,196,429	30,507
Capital Networks Pty LTD	48,059	6,515	54,574	2,140
Catalog.com, Inc.	30,144	3,803	33,947	280
CommuniGal Communications Ltd	5,031	556	5,587	42
Computer Services Langenbach GmbH dba joker.com	362,025	81,930	443,955	10,355
ComputerDataNetworks dba shop4domain/netonedomains	4,347	256	4,603	31
CORE Internet Council of Registrars	352,413	82,945	435,358	11,888
Corporate Domains, Inc.	2,729	928	3,657	106
Cronon AG Berlin, Niederlassung Regensburg	46,714	16,716	63,430	1,627
Cyidentity, Inc. d/b/a Cypack.com-Core	226	81	307	8
Deutsche Telekom AG	12,135	3,216	15,351	238
Direct Information Pvt. Ltd., dba Directl.com	40,685	5,367	46,052	2,560
Dodora Unified Communications, Inc.	1,151	151	1,302	32
Domain Bank, Inc.	147,072	22,155	169,227	2,821
Domain Registration Services	28,703	4,206	32,909	1,842
Domain The Net Technologies Ltd.	288	27	315	11
DomainDiscover	337,215	68,739	405,954	7,283
Domaininfo AB d/b/a domaininfo.com	22,423	5,626	28,049	3,320
DomainName, Inc.	4,027	623	4,650	18

The following information is provided as required by the ICANN/VeriSign Registry Agreements (.com, Section 8; .net, Section 3.15; and requirements 5 and 6 in Appendix T for both agreements). As stated in Appendix T, the following information "shall be kept confidential by ICANN until three months after the end of the month to which the report relates."

**Total Registrations in the VeriSign Registry Database and Name Server Count
as of April 30, 2003**

REGISTRAR	COM	NET	Total Domain Names	Name Servers
DomainPeople, Inc.	113,557	17,013	130,570	7,780
DomainRegistry.com, Inc.	8,613	1,270	9,883	420
DomainZoo.com, Inc.	4,484	860	5,344	141
DomReg Ltd.	12,278	5	12,283	28
DotForce Corp. d/b/a DotForce.com	960	163	1,123	5
Dotster, Inc.	521,828	87,153	608,981	30,035
Eastern Communications Co., Ltd.	7,144	894	8,038	230
Easyspace LTD	117,297	19,923	137,220	2,604
eMarkmonitor Inc. dba Markmonitor	11,403	2,703	14,106	244
EnCirca Inc	1,637	234	1,871	15
EnetRegistry.com Corporation	366	62	428	38
eNom, Inc.	1,481,839	213,094	1,694,933	51,937
EPAG Enter-Price Multimedia AG	48,612	21,611	70,223	398
Fabulous.com Pty Ltd.	114,284	1,791	116,075	128
FunPeas Media Ventures, LLC	496	66	562	4
Future Media Network K.K.	88	12	100	1
Gabia, Inc.	145,431	34,863	180,294	13,446
GANDI	272,268	66,144	338,412	19,022
GKG.Net, Inc.	84,608	15,393	100,001	4,346
Global Media Online, Inc	197,880	42,587	240,467	24,271
Globedom Datenkommunikations GmbH	4,314	1,272	5,586	429
Go Daddy Software, Inc.	1,578,523	260,146	1,838,669	64,233
HANGANG Systems, Inc. d/b/a doregi.com	76,801	19,719	96,520	7,905
I.D.R. Internet Domain Registry Ltd.	1,698	116	1,814	69
iHoldings.com, Inc. d/b/a Dotregistrar.com	573,878	70,192	644,070	8,335
INAMES Corp	3,226	1,129	4,355	501
Innerwise, Inc. d/b/a ItsYourDomain.com	297,947	42,430	340,377	7,389
InterAccess Co.	34	16	50	17
Interactive Telecom Network, Inc.	1,365	138	1,503	2
Intercosmos Media Group, Inc. d/b/a directNIC.com	668,812	89,481	758,293	24,565
Interdomain, S.A.	30,800	5,323	36,123	663
Internetters Limited	18,905	793	19,698	33
Key-Systems GmbH	38,436	10,733	49,169	1,855
Korea Information Certificate Authority Inc dba DomainCA.com	7,798	1,447	9,245	234
Melbourne IT, Ltd. d/b/a Internet Names Worldwide	1,398,343	237,278	1,635,621	18,618
Mobilcom City Line GmbH d/b/a freenet Datenkommunikations	170	122	292	8
Moniker Online Services, Inc.	81,855	8,160	90,015	253
NAMEBAY	40,339	7,527	47,866	1,489
NameEngine, Inc.	6,930	1,724	8,654	136
NameScout Corp	34,859	5,676	40,535	1,159
NamesDirect.Com, Inc.	108,400	19,925	128,325	3,150
NameSecure.com	105,103	17,354	122,457	1,417
Netbenefit PLC aka NetNames	35,031	8,906	43,937	215
Neteka, Inc. dba namesbeyond.com	4,553	668	5,221	93
Netpia.com, Inc.	92,985	20,043	113,028	4,334
Network Solutions, Inc.	6,385,116	1,077,029	7,462,145	341,583

The following information is provided as required by the ICANN/VeriSign Registry Agreements (.com, Section 8; .net, Section 3.15; and requirements 5 and 6 in Appendix T for both agreements). As stated in Appendix T, the following information "shall be kept confidential by ICANN until three months after the end of the month to which the report relates."

**Total Registrations in the VeriSign Registry Database and Name Server Count
as of April 30, 2003**

REGISTRAR	COM	NET	Total Domain Names	Name Servers
Nominalia Internet S.L.	4,989	865	5,854	351
NORDNET	74,634	5,302	79,936	225
Omnis Network, LLC	13,202	1,858	15,060	755
OnlineNIC, Inc.	416,815	61,811	478,626	7,963
OVH	24,828	6,190	31,018	1,508
pairNIC	23,878	3,602	27,480	838
Parava Networks Inc dba RegistrataYa.com nAAme.com	37,745	5,994	43,739	1,293
pAsia, Inc.	2,925	606	3,531	199
Primus Telco Pty Ltd dba PrimusDomain/PlanetDomain	25,556	4,656	30,212	2,093
PSI-Japan, Inc.	25,900	4,902	30,802	4,703
PSI-USA, Inc.	5,878	2,577	8,455	96
R&K GlobalBusinessServices, Inc. dba 000Domains.com	30,129	4,057	34,186	1,119
Register.com (2)	81	6	87	1
register.com, Inc.	2,282,750	377,908	2,660,658	100,608
Register.it SPA	21,298	4,785	26,083	185
Registration Technologies, Inc.	25,366	9,813	35,179	87
SafeNames Ltd	1,599	273	1,872	34
Schlund+Partner AG	451,799	154,760	606,559	2,714
Secura GmbH	3,867	1,315	5,182	161
Sitename.com LLC	643	145	788	0
Spot Domain LLC dba Domainsite.com	15,383	2,881	18,264	246
Stargate Communications, Inc.	151,803	25,888	177,691	6,322
Terminated Registrar	15		15	0
The Name It Corporation dba aitdomains.com	76,822	11,147	87,969	3,080
The Registry at Info Avenue d/b/a IA Registry	115,000	6,689	121,689	420
TLDs, Inc. dba SRSplus	62,894	12,904	75,798	2,376
Today and Tomorrow Co. Ltd.	13,761	4,128	17,889	883
TotalRegistrations	39,075	7,669	46,744	1,542
Transpac	22,501	3,066	25,567	507
Tucows, Inc.	2,604,874	444,520	3,049,394	91,621
Universal Registration Services, Inc.	8,663	1,641	10,304	11
Verisign Global Registry Services	10	10	20	10
Virtual Internet Plc.	1,541	298	1,839	12
Web Commerce Communications Limited dba WebNic.cc	1,838	247	2,085	103
Wild West Domains, Inc.	143,286	20,432	163,718	4,651
WooHo T&C Co., Ltd. d/b/a rnames.com	8,431	1,906	10,337	405
Xin Net Corp.	172,101	27,461	199,562	10,148
YesNIC Co. Ltd.	197,636	46,904	244,540	23,829
TOTALS	24,868,250	4,260,418	29,128,668	1,003,813