



Registry Operator's MONTHLY REPORT

February 2003

Prepared: March 17, 2003



**VeriSign Global Registry Services
21345 Ridgetop Circle
Dulles, VA 20166-6503**

VeriSign Registry Monthly Report –February 2003

As required by the ICANN/VeriSign Registry Agreements (Section 8 for .com; Section 3.15 for .net), this report provides an overview of VeriSign Registry activity through the end of the reporting month. The information is primarily presented in table and chart format with text explanations as deemed necessary. The information is provided in the order as listed in *Appendix T* of the Registry Agreements. Pursuant to the agreements, "...items 5 - 12 shall be kept confidential by ICANN until three months after the end of the month to which the report relates."

Information is organized as follows:

1.	Accredited Registrar Status.....	3
	Table 1 – Accredited Registrar Status –February 2003	3
2.	Service Level Agreement Performance.....	3
	Table 2 – Service Level Agreement Performance –February 2003.....	3
3.	TLD Zone File Access Activity	4
	Table 3 – gTLD Zone File Access Activity February 2003	4
4.	Completed SRS Software Releases.....	4
	Table 4 – Completed Shared Registration System Releases	4
5.	Domain Names Under Sponsorship – Per Registrar	5
6.	Name Servers Registered – Per Registrar	5
7.	Domain Names Registered by Registry Operator	5
8.	Whois Service Activity	5
	Table 5 – Total Monthly “Whois” Queries (millions).....	5
9.	Monthly Growth Trends.....	6
	Table 6 – Total Monthly Domain Name Transaction Trend by Category (millions).....	6
	Table 7 –Total Monthly Name Server Transactions by Category (millions)	7
10.	Total Number of Transactions by Subcategory by Month.....	7
	Table 8 – Total Monthly Domain Name Write Transactions by Subcategory (millions) 7	
	Table 9 - Total Monthly Name Server Write Transactions by Subcategory (millions)....	8
11.	Average Daily Transaction Range (In Millions).....	9
	Figure 1 – Average Daily Transaction Range.....	9
12.	TLD Geographical Registrations Distribution	9
13.	Other Information.....	9
	Table 10 – Total Monthly Transactions by Category (In Millions).....	9
	Figure 2 – Total Transactions by Month (In millions)	10
	Figure 3 – TLD Registrations Distribution –February 28, 2003	11

1. Accredited Registrar Status

Table 1 displays the current number and status of the ICANN accredited registrars. The registrars are grouped into three categories:

1. **Operational Registrars:** Those who have authorized access into the Shared Registration System (SRS) for processing domain name registrations.
2. **Registrars In The Ramp-Up Period:** Those who have received a password to access the Registry operational test and evaluation (OT&E) environment. The OT&E environment is provided to allow registrars to develop and test their systems with the SRS.
3. **Registrars In The Pre-Ramp-Up Period:** Those who have been sent a welcome letter from the VeriSign Registry but have not yet executed the Registry Confidentiality Agreement and/or have not yet submitted a completed Registrar Information Sheet. In most cases registrars are sent welcome letters via overnight express mail on the same day accreditation notification is received from ICANN.

Table 1 – Accredited Registrar Status –February 2003

Status	# of Registrars Current
Operational Registrars	124
Registrars In Ramp-Up Period	35
Registrars In Pre-Ramp-Up Period	24
Total	183

2. Service Level Agreement Performance

Table 2 compares Service Level Agreement (SLA) Requirements with Actual Performance for the reporting month. As required by the ICANN/VeriSign Registry Agreements (Section 21 for .com; Section 3.3 for .net), the VeriSign Registry is committed to provide service levels as specified in Appendix D of the agreements and to comply with the requirements of the SLA in Appendix E of the agreements. The SLA is incorporated into the VeriSign Registry Registrar Agreement that is executed with all operational registrars. **Note:** *The SLA permits two 12-hour windows per year to perform major upgrades.*

Table 2 – Service Level Agreement Performance –February 2003

Metric	SLA Requirement	Actual Performance
Total outage	8 hours	3 hours 41 minutes
Unplanned outage	4 hours	0 hours 00 minutes
Check domain average	3 seconds	.01 seconds
Add domain average	5 seconds	.01 seconds

3. TLD Zone File Access Activity

Table 3 summarizes the zone file access activity for the current reporting month. As required by the ICANN/VeriSign Registry Agreements (Section 21 for .com; Section 3.9 for .net), the VeriSign Registry provides third parties bulk access to the zone files for the .com and .net TLDs.

Table 3 – gTLD Zone File Access Activity February 2003

Zone file access passwords previous month	795
New zone file access passwords	13
Total zone file access approvals end of reporting month	808

4. Completed SRS Software Releases

As required by the ICANN/VeriSign Registry Agreements (Section 21 for .com; Section 3.9 for .net), **Table 4** shows significant releases that have occurred since January 2002. The VeriSign Registry Shared Registration System (SRS) is continually being improved to better meet the needs of accredited registrars.

Table 4 – Completed Shared Registration System Releases

Release Name	Features	Target Date	Complete Date
Core Release 4.0	User features required by the new agreements to include global user id, bulk transfer from one registrar to many.	19 Jan 2002	19 Jan 2002
Core Release 4.1	Support of IPv.6, exclusion of orphan A records from gTLD zones, and minor enhancements for performance	18 Jun 2002	18 Jun 2002
Core Release 5.0	Migration of CSR/Registrar Tool from Dynamo to Weblogic, merge ASCII and IDN RRP application servers, restrict registration of name servers with invalid TLDs.	28 Sep 2002	28 Sep 2002
Core Release 5.1	Add ability to Restore a domain; Sync expiration dates; addition of 3 new statuses – redemption period, pending restore, and pending delete; modifications to the CSR/Registrar tools and Whois.	25 Jan 2003	25 Jan 2003
Core Release 5.2	IDN TC/SC variant blocking, RGP monthly reports, .org name server registrations, miscellaneous bug fixes.	26 April 2003	

VeriSign Registry Monthly Report –February 2003

5. Domain Names Under Sponsorship – Per Registrar

This data will be provided under separate cover.

6. Name Servers Registered – Per Registrar

This data will be provided under separate cover.

7. Domain Names Registered by Registry Operator

Per the requirements of the .com registry agreement Section 24.B and the .net registry agreements Section 3.6.2, as of 30 June 2002, the following names should be in Appendix X:

THE-VERISIGN-COM-NET-REGISTRY.COM
THE-VERISIGN-COM-NET-REGISTRY.NET
THE-VERISIGN-REGISTRY.COM
THE-VERISIGN-REGISTRY.NET
THEVERISIGNREGISTRY.COM
THEVERISIGNREGISTRY.NET
VCNR.COM
VCNR.NET
VERISIGN-COM-NET-REGISTRY.COM
VERISIGN-COM-NET-REGISTRY.NET
VERISIGNCNR.COM
VERISIGNCNR.NET
VRSN-CNR.COM
VRSN-CNR.NET
VRSN-COM-NET-REGISTRY.COM
VRSN-COM-NET-REGISTRY.NET
VRSNCNR.COM
VRSNCNR.NET
VRSNCOMNETREGISTRY.COM
VRSNCOMNETREGISTRY.NET

8. Whois Service Activity

Table 5 – Total Monthly “Whois” Queries (millions)

	Total Queries	Peak	Avg
Jan-02	740.3	39.8	23.9
Feb-02	701.4	33.2	25.0
Mar-02	731.6	37.9	23.6
Apr-02	735.4	41.4	24.5
May-02	651.7	34.6	21.0
Jun-02	607.9	29.0	20.3

VeriSign Registry Monthly Report –February 2003

	Total Queries	Peak	Avg
Jul-02	633.6	28.5	20.4
Aug-02	686.8	34.4	22.2
Sep-02	651.2	33.0	21.7
Oct-02	769.0	34.9	24.8
Nov-02	829.0	41.2	27.6
Dec-02	753.0	34.3	24.3
Jan-03	790.2	37.1	25.5
Feb-03	732.0	38.4	26.1

9. Monthly Growth Trends

There are three main categories of monthly transactions executed by registrars via the Registry Registrar Protocol (RRP) with the Shared Registration System (SRS):

1. **Query** – This category includes the following transactions: query a domain and query a server.
2. **Write** – This category includes the following transactions: adding a new domain, deleting a domain, modifying a domain name record, renewing a domain, transferring a domain, adding a server, deleting a server and modifying a server record.
3. **Check** – This category includes the following transactions: check a domain and check a server.

Table 6 shows the number of domain name transactions for each of these categories.

Table 7 shows the number of name server transactions for each of these categories.

Table 6 – Total Monthly Domain Name Transaction Trend by Category (millions)

	Total	Query	%	Write	%	Check	%
Jan-02	3,478.5	39.8	1.1%	439.5	12.6%	2,999.2	86.2%
Feb-02	3,191.9	37.6	1.2%	345.7	10.8%	2,808.6	88.0%
Mar-02	2,936.9	33.1	1.1%	774.7	26.4%	2,129.1	72.5%
Apr-02	1,685.5	33.3	2.0%	562.0	33.3%	1,090.3	64.7%
May-02	5,154.4	37.1	0.7%	1,795.3	34.8%	3,322.0	64.4%
Jun-02	3,236.2	23.7	0.7%	1,211.0	37.4%	2,001.5	61.8%
Jul-02	2,680.9	26.6	1.0%	1,805.2	67.3%	849.1	31.7%
Aug-02	1,661.1	34.5	2.1%	1,225.4	73.8%	401.1	24.2%
Sep-02	3,044.4	32.4	1.1%	2,533.8	83.2%	478.2	15.7%
Oct-02	4,718.9	31.8	0.7%	4,070.5	86.3%	616.6	13.1%
Nov-02	4,953.5	35.6	0.7%	4,324.4	87.3%	593.5	12.0%
Dec-02	5,184.0	37.3	0.7%	4,614.3	89.0%	532.4	10.3%

VeriSign Registry Monthly Report –February 2003

	Total	Query	%	Write	%	Check	%
Jan-03	5,238.7	45.8	0.9%	4,687.7	89.5%	505.2	9.6%
Feb-03	4,430.2	40.5	0.9%	4079.9	92.1%	309.8	7.0%

Table 7 –Total Monthly Name Server Transactions by Category (millions)

	Total	Query	%	Write	%	Check	%
Jan-02	28.4	14.7	52.0%	0.6	2.0%	13.0	46.0%
Feb-02	20.4	12.3	60.2%	0.5	2.4%	7.6	37.4%
Mar-02	23.1	13.7	59.2%	0.2	1.1%	9.2	39.7%
Apr-02	24.4	13.2	54.0%	0.2	0.8%	11.0	45.2%
May-02	22.7	12.8	56.4%	0.2	0.9%	9.7	42.7%
Jun-02	19.4	11.6	59.6%	0.2	1.2%	7.6	39.2%
Jul-02	20.9	11.9	57.2%	0.3	1.6%	8.6	41.2%
Aug-02	19.1	11.4	59.7%	0.2	1.1%	7.5	39.2%
Sep-02	18.4	11.4	61.8%	0.1	0.7%	6.9	37.4%
Oct-02	20.5	12.0	58.9%	0.2	0.8%	8.3	40.4%
Nov-02	20.8	13.5	65.0%	0.2	0.8%	7.1	34.2%
Dec-02	18.5	12.0	65.0%	0.2	0.9%	6.3	34.0%
Jan-03	26.0	13.9	53.5%	0.2	0.9%	11.8	45.6%
Feb-03	23.6	13.1	55.7%	0.3	1.3%	10.1	43.0%

10. Total Number of Transactions by Subcategory by Month

Table 8 shows the number of domain name ‘write’ transactions. Table 9 shows the number of name server ‘write’ transactions.

Table 8 – Total Monthly Domain Name Write Transactions by Subcategory (millions)

	Total	Add	Delete	Modify	Renew	Transfer
Jan-02	439.5	428.6	1.1	8.2	0.7	0.8
Feb-02	345.7	333.4	1.6	9.4	0.7	0.6
Mar-02	774.7	762.7	3.2	7.5	0.7	0.6
Apr-02	562.0	550.7	3.1	7.0	0.6	0.6
May-02	1,795.3	1,783.8	2.2	7.8	0.6	0.9
Jun-02	1,211.0	1,202.9	1.4	5.5	0.5	0.6
Jul-02	1,805.2	1,797.3	1.1	5.5	0.5	0.8
Aug-02	1,225.4	1,213.1	1.2	9.7	0.5	0.9
Sep-02	2,533.8	2,526.1	0.9	5.2	0.6	1.0
Oct-02	4,070.5	4,060.1	1.0	7.6	0.5	1.3

VeriSign Registry Monthly Report –February 2003

	Total	Add	Delete	Modify	Renew	Transfer
Nov-02	4,324.4	4,312.4	0.9	9.4	0.6	1.2
Dec-02	4,614.3	4,606.9	0.9	5.2	0.7	0.7
Jan-03	4,687.7	4,678.5	0.9	6.5	0.9	1.1
Feb-03	4,079.9	4,070.2	0.7	7.2	0.7	1.0

Table 9 - Total Monthly Name Server Write Transactions by Subcategory (millions)

	Total	Add	Delete	Modify
Jan-02	0.57	0.52	0.01	0.04
Feb-02	0.49	0.45	0.01	0.03
Mar-02	0.25	0.17	0.05	0.03
Apr-02	0.18	0.14	0.02	0.03
May-02	0.21	0.15	0.03	0.03
Jun-02	0.23	0.11	0.08	0.03
Jul-02	0.34	0.08	0.21	0.04
Aug-02	0.20	0.08	0.05	0.07
Sep-02	0.14	0.08	0.03	0.03
Oct-02	0.15	0.09	0.03	0.03
Nov-02	0.17	0.11	0.03	0.03
Dec-02	0.17	0.11	0.03	0.03
Jan-03	0.22	0.16	0.03	0.03
Feb-03	0.32	0.26	0.02	0.04

11. Average Daily Transaction Range (In Millions)

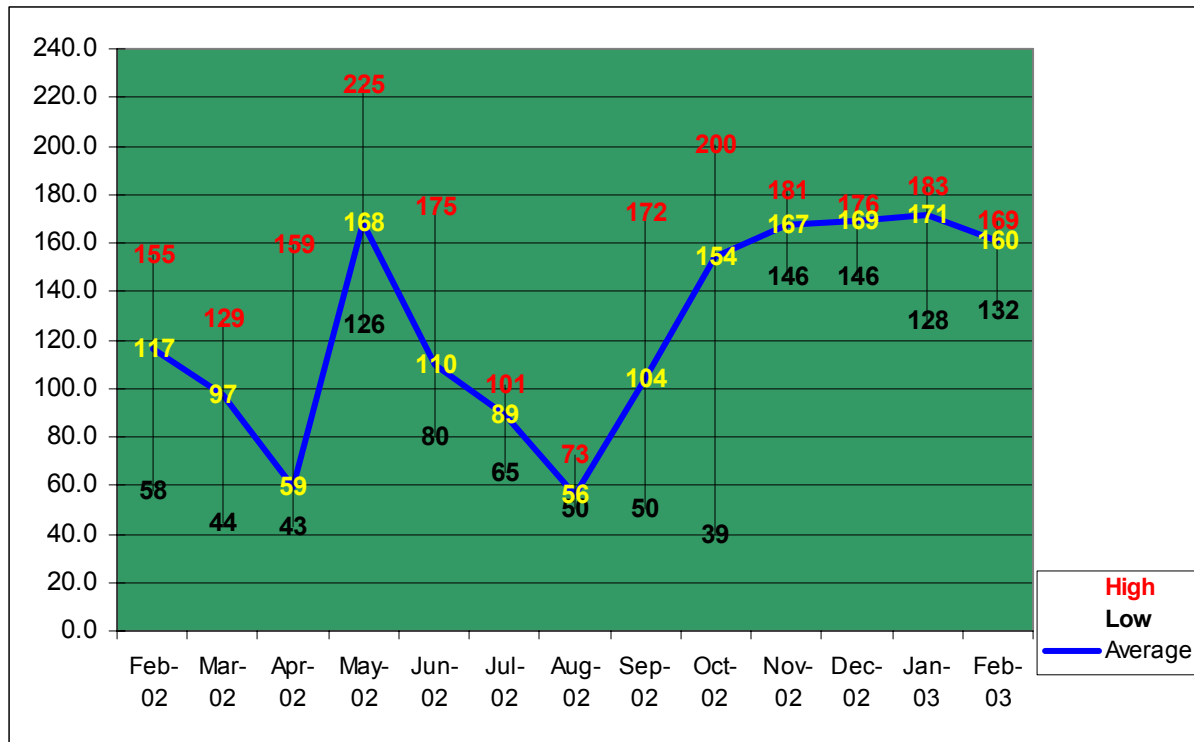


Figure 1 – Average Daily Transaction Range

12. TLD Geographical Registrations Distribution

The VeriSign Registry does not have registrant contact information.

13. Other Information

The following information is not required in the ICANN/VeriSign Registry Agreements but is provided as a continuation of data that was provided in monthly reports prior to the effective dates of the current agreements.

Table 10 shows the trend of total monthly transactions (domain names and name servers) for the .com and .net and TLDs.

Table 10 – Total Monthly Transactions by Category (In Millions)

	Total	Query	%	Write	%	Check	%
Jan-02	3,506.8	54.5	1.6%	440.1	12.5%	3,012.2	85.9%
Feb-02	3,212.2	49.8	1.6%	346.2	10.8%	2,816.2	87.7%
Mar-02	2,960.0	46.8	1.6%	775.0	26.2%	2,138.2	72.2%
Apr-02	1,709.9	46.4	2.7%	562.2	32.9%	1,101.3	64.4%

VeriSign Registry Monthly Report –February 2003

	Total	Query	%	Write	%	Check	%
May-02	5,177.0	49.9	1.0%	1,795.5	34.7%	3,331.7	64.4%
Jun-02	3,255.6	35.3	1.1%	1,211.3	37.2%	2,009.1	61.7%
Jul-02	2,701.7	38.5	1.4%	1,805.5	66.8%	857.7	31.7%
Aug-02	1,680.1	45.9	2.7%	1,225.6	72.9%	408.6	24.3%
Sep-02	3,062.7	43.8	1.4%	2,533.9	82.7%	485.1	15.8%
Oct-02	4,739.3	43.8	0.9%	4,070.7	85.9%	624.9	13.2%
Nov-02	4,974.3	49.1	1.0%	4,324.6	86.9%	600.6	12.1%
Dec-02	5,202.5	49.3	0.9%	4,614.5	88.7%	538.7	10.4%
Jan-03	5,264.7	59.7	1.1%	4,688.0	89.0%	517.0	9.8%
Feb-03	4,453.8	53.7	1.2%	4080.2	91.6%	319.9	7.2%

Figure 2 displays the monthly growth trend in total Registry transactions (domain names and name servers) in millions for the .com and .net TLDs.

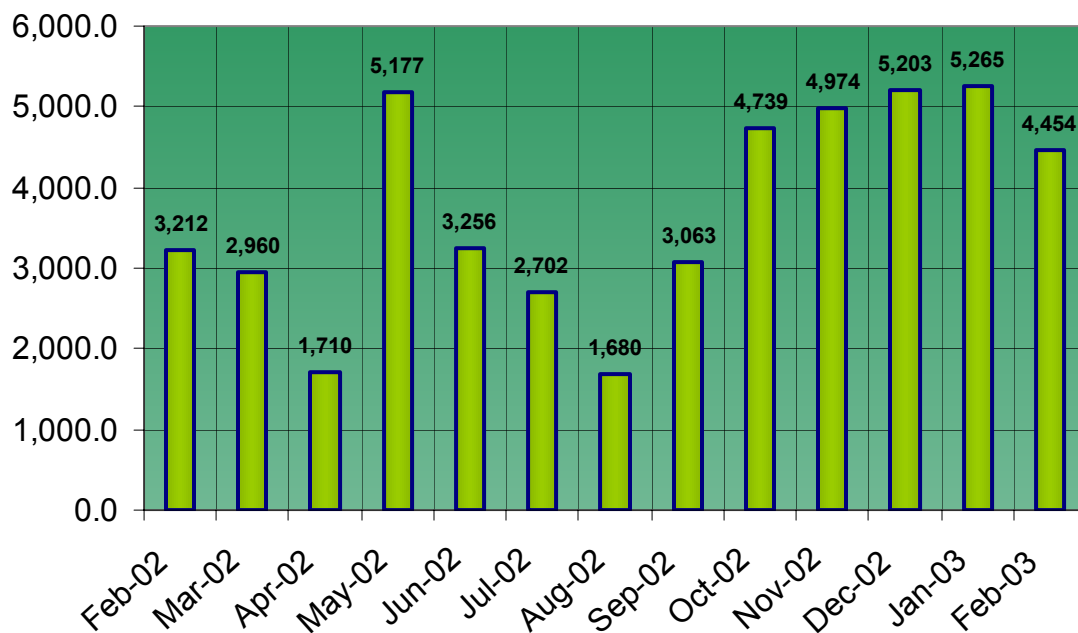


Figure 2 – Total Transactions by Month (In millions)

VeriSign Registry Monthly Report –February 2003

Figure 3 shows the percent of second-level domain names registered in each of the .com and .net gTLDs as of the end of the current reporting month.




Figure 3 – TLD Registrations Distribution –February 28, 2003

The following information is provided as required by the ICANN/VeriSign Registry Agreements (.com, Section 8; .net and .org, Section 3.15; and requirements 5 and 6 in Appendix T for all three agreements). As stated in Appendix T, the following information "shall be kept confidential by ICANN until three months after the end of the month to which the report relates."

**Total Registrations in the VeriSign Registry Database and Name Server Count as of
February 28, 2003**

REGISTRAR	COM	NET	Total Domain Names	Name Servers
007Names, Inc.	1,872	275	2,147	65
1 Accredited Registrar	124	20	144	0
1 Domain Names International, Inc. d/b/a 1dni.com	2,381	372	2,753	98
1 eNameCo.	14,493	2,964	17,457	603
123 Easy Domain Names dba Signature Domains	16,358	6,207	22,565	393
123 Registration, Inc.	3,726	832	4,558	125
1stDomain.net, division of G+D International LLC	9,649	2,175	11,824	1,223
A Technology Company, Inc. d/b/a namesystem.com	3,584	487	4,071	85
Abacus America, Inc. dba Names4Ever	116,766	18,935	135,701	3,670
ABR Products, Inc. dba Nitin Networks	3		3	0
Active ISP ASA	59,525	11,072	70,597	249
Address Creation	8,880	1,075	9,955	354
Alices Registry, Inc.	134	37	171	11
All West Communications, Inc. d/b/a AW Registry	26,156	4,487	30,643	1,627
Alldomains.com Inc.	96,954	13,222	110,176	2,253
AllGlobalNames S.A.	549	208	757	33
America Online, Inc. dba AOL and/or CompuServe-AOL	4,263	1,472	5,735	75
Arsys Internet, S.L. d/b/a NICLINE.COM	15,915	2,370	18,285	43
Ascio Technologies, Inc.	91,532	23,487	115,019	881
AtCom Technology LLC	720	112	832	27
BB Online UK Ltd	10,274	1,945	12,219	242
Blueberry Hill Comm., Inc. dba 4Domains.com	9,973	1,145	11,118	195
BookMyName SAS	12,336	2,159	14,495	171
BulkRegister.com, Inc.	1,059,139	159,193	1,218,332	29,519
Capital Networks Pty LTD	50,118	6,975	57,093	1,992
Catalog.com, Inc.	29,678	3,728	33,406	257
CommuniGal Communications Ltd	3,495	186	3,681	12
Computer Services Langenbach GmbH dba joker.com	353,280	79,830	433,110	9,646
ComputerDataNetworks dba shop4domain/netonedomains	5,624	278	5,902	34
CORE Internet Council of Registrars	366,691	85,796	452,487	11,267
Corporate Domains, Inc.	2,500	860	3,360	81
Cronon AG Berlin, Niederlassung Regensburg	44,863	15,939	60,802	1,448
Cyidentity, Inc. d/b/a Cypack.com-Core	1	1	2	5
Deutsche Telekom AG	9,382	2,628	12,010	193
Direct Information Pvt. Ltd., dba Directl.com	34,205	4,190	38,395	2,043
Dodora Unified Communications, Inc.	195	12	207	14
Domain Bank, Inc.	149,539	22,498	172,037	2,712
Domain Registration Services	30,015	4,035	34,050	1,768
Domain The Net Technologies Ltd.	156	14	170	1
DomainDiscover	329,310	66,691	396,001	6,743
Domaininfo AB d/b/a domaininfo.com	22,006	5,508	27,514	3,108
DomainName, Inc.	3,275	477	3,752	16
DomainPeople, Inc.	112,063	16,687	128,750	7,250

The following information is provided as required by the ICANN/VeriSign Registry Agreements (.com, Section 8; .net and .org, Section 3.15; and requirements 5 and 6 in Appendix T for all three agreements). As stated in Appendix T, the following information "shall be kept confidential by ICANN until three months after the end of the month to which the report relates."

**Total Registrations in the VeriSign Registry Database and Name Server Count as of
February 28, 2003**

REGISTRAR	COM	NET	Total Domain Names	Name Servers
DomainRegistry.com, Inc.	8,590	1,281	9,871	393
DomainZoo.com, Inc.	5,654	1,163	6,817	131
DomReg Ltd.	9,849	2	9,851	28
DotForce Corp. d/b/a DotForce.com	401	64	465	5
Dotster, Inc.	492,786	82,973	575,759	27,331
Eastern Communications Co., Ltd.	7,095	870	7,965	207
Easyspace LTD	120,688	20,635	141,323	2,510
eMarkmonitor Inc. dba Markmonitor	8,925	1,775	10,700	151
EnCirca Inc	849	133	982	11
EnetRegistry.com Corporation	371	65	436	36
eNom, Inc.	1,359,662	191,109	1,550,771	44,071
EPAG Enter-Price Multimedia AG	50,757	22,057	72,814	363
Fabulous.com Pty Ltd.	109,108	1,207	110,315	94
FunPeas Media Ventures, LLC	164	28	192	0
Gabia, Inc.	140,530	32,803	173,333	12,747
GANDI	266,737	65,131	331,868	16,335
GKG.Net, Inc.	82,668	14,832	97,500	4,089
Global Media Online, Inc	193,283	41,834	235,117	22,861
Globedom Datenkommunikations GmbH	3,985	1,183	5,168	397
Go Daddy Software, Inc.	1,384,789	231,666	1,616,455	52,917
HANGANG Systems, Inc. d/b/a doregi.com	81,071	20,600	101,671	7,691
I.D.R. Internet Domain Registry Ltd.	2,767	141	2,908	65
iHoldings.com, Inc. d/b/a Dotregistrar.com	568,360	70,611	638,971	7,550
INAMES Corp	12		12	1
Innerwise, Inc. d/b/a ItsYourDomain.com	304,496	42,211	346,707	6,620
InterAccess Co.	1,841	389	2,230	33
Interactive Telecom Network, Inc.	2,188	253	2,441	6
Intercosmos Media Group, Inc. d/b/a directNIC.com	640,357	85,104	725,461	21,216
Interdomain, S.A.	29,647	5,039	34,686	643
Internetters Limited	13,429	445	13,874	22
Key-Systems GmbH	29,056	7,838	36,894	1,657
Korea Information Certificate Authority Inc dba DomainCA.co.kr	7,057	1,303	8,360	165
Melbourne IT, Ltd. d/b/a Internet Names Worldwide	1,365,645	232,398	1,598,043	16,205
Mobilcom City Line GmbH d/b/a freenet Datenkommunikation	91	61	152	8
Moniker Online Services, Inc.	59,355	5,036	64,391	200
NAMEBAY	37,323	7,140	44,463	1,314
NameEngine, Inc.	7,258	1,792	9,050	135
NameScout Corp	33,015	5,353	38,368	997
NamesDirect.Com, Inc.	105,058	19,387	124,445	2,595
NameSecure.com	102,891	17,024	119,915	1,344
NameTree, Inc.	15		15	0
Netbenefit PLC aka NetNames	31,896	8,062	39,958	191
Neteka, Inc. dba namesbeyond.com	3,934	571	4,505	82
Netpia.com, Inc.	93,026	19,596	112,622	4,077
Network Solutions, Inc.	6,586,432	1,112,325	7,698,757	326,726
Nominalia Internet S.L.	2,648	539	3,187	331
NORDNET	71,862	4,918	76,780	209

The following information is provided as required by the ICANN/VeriSign Registry Agreements (.com, Section 8; .net and .org, Section 3.15; and requirements 5 and 6 in Appendix T for all three agreements). As stated in Appendix T, the following information "shall be kept confidential by ICANN until three months after the end of the month to which the report relates."

**Total Registrations in the VeriSign Registry Database and Name Server Count as of
February 28, 2003**

REGISTRAR	COM	NET	Total Domain Names	Name Servers
Omnis Network, LLC	12,178	1,688	13,866	672
OnlineNIC, Inc.	373,779	55,002	428,781	6,174
OVH	18,127	4,742	22,869	1,198
pairNIC	18,838	2,938	21,776	689
Parava Networks Inc dba RegistrataYa.com nAAme.com	34,586	5,785	40,371	1,142
pAsia, Inc.	2,972	611	3,583	219
Primus Telco Pty Ltd dba PrimusDomain/PlanetDomain	22,410	4,111	26,521	1,819
PSI-Japan, Inc.	26,289	4,955	31,244	4,667
PSI-USA, Inc.	196	53	249	7
R&K GlobalBusinessServices,Inc. dba 000Domains.com	14,992	2,194	17,186	517
register.com, Inc.	2,293,154	381,552	2,674,706	90,071
Register.it SPA	17,610	4,037	21,647	126
Registration Technologies, Inc.	25,115	9,222	34,337	64
SafeNames Ltd	818	152	970	17
Schlund+Partner AG	431,033	148,568	579,601	2,237
Secura GmbH	3,717	1,213	4,930	159
Sitename.com LLC	68	10	78	0
Spot Domain LLC dba Domainsite.com	15,311	2,905	18,216	239
Stargate Communications, Inc.	155,814	26,476	182,290	5,970
The Name It Corporation dba aitdomains.com	75,311	10,897	86,208	2,787
The Registry at Info Avenue d/b/a IA Registry	104,652	6,453	111,105	392
TLDs, Inc. dba SRSplus	55,520	11,527	67,047	2,021
Today and Tomorrow Co. Ltd.	8,735	2,672	11,407	519
TotalRegistrations	36,352	7,117	43,469	1,356
Transpac	21,772	3,020	24,792	487
Tucows, Inc.	2,564,295	441,487	3,005,782	84,390
Universal Registration Services, Inc.	4,477	1,158	5,635	9
Verisign Global Registry Services	10	10	20	10
Virtual Internet Plc.	1,575	301	1,876	11
Web Commerce Communications Limited dba WebNic.cc	595	73	668	26
Wild West Domains, Inc.	95,361	13,917	109,278	3,038
WooHo T&C Co., Ltd. d/b/a rgnames.com	5,853	1,526	7,379	352
Xin Net Corp.	160,752	25,664	186,416	8,352
YesNIC Co. Ltd.	192,444	45,194	237,638	22,430
TOTALS	24,334,034	4,176,761	28,510,795	917,459