



78

ANNUAL  
GENERAL  
MEETING

# By the Numbers

ICANN | PUBLIC MEETINGS

## What is an ICANN Public Meeting?

---

ICANN Public Meetings provide opportunities for an internationally diverse group of individuals and organizations to come together to discuss and develop policies for the Internet's naming systems. ICANN's international meetings have been a staple of ICANN's multistakeholder, bottom-up, consensus-building model since its formation in 1998.

## What Is a Hybrid Annual General Meeting?

---

The Annual General Meeting (AGM) is focused on showcasing ICANN's work to a broader global audience, with time dedicated to capacity development and leadership training sessions. The AGM is also where new members of the ICANN Board of Directors take their seats. The ICANN organization worked in close collaboration with the community to produce a hybrid meeting with an equal opportunity for both in-person and remote participants to engage on important policy matters.

## Why Do We Publish Technical Data From ICANN Public Meetings?

---

ICANN Public Meetings need to innovate, adapt, and evolve to meet their purpose: to support ICANN's multistakeholder model. Data from Public Meetings provide reliable information on what attendees want, what ICANN is doing well, and where ICANN has opportunities to improve. By leveraging this data, we can be responsive to our community's needs.

We will continue to look for opportunities to standardize the information that we collect to ensure that data is consistent. Ultimately, our goal is to continue to improve our metrics and provide our community with more valuable data.

If you would like to learn more about ICANN Meetings or have questions about this data report, please contact: [meetingsupport@icann.org](mailto:meetingsupport@icann.org).

## Where Can I Find More Information About ICANN Public Meetings?

---

Each meeting has a dedicated website that acts as a broad guide to the conference with details on the venue, information about the local area, a program of social events during the week, and answers to frequently asked questions about ICANN meetings.

To find out how to participate, go to <https://meetings.icann.org/en/about>.

To learn more about the Fellowship Program, go to <http://www.icann.org/en/fellowships>.

For a schedule of past and upcoming meetings, go to <http://meetings.icann.org/calendar>.

For the press page, go to <https://www.icann.org/resources/pages/press-2014-03-17-en>.

If you belong to an organization that is interested in displaying an exhibit at a meeting or in sponsoring a meeting, please contact: [meeting-sponsorship@icann.org](mailto:meeting-sponsorship@icann.org).

## Table of Contents

1. Attendee Profile

---

2. 2016–2023 Trends

---

3. Session Statistics

---

4. Website Statistics

---

5. Remote Participation Statistics

---

6. General Information

---

7. Network Operations Center

---

8. Network Statistics

# ICANN78 | By the Numbers

## Attendee Profile



78

ANNUAL  
GENERAL  
MEETING

# Attendee Profile

## Attendee Profile for Hamburg, Germany

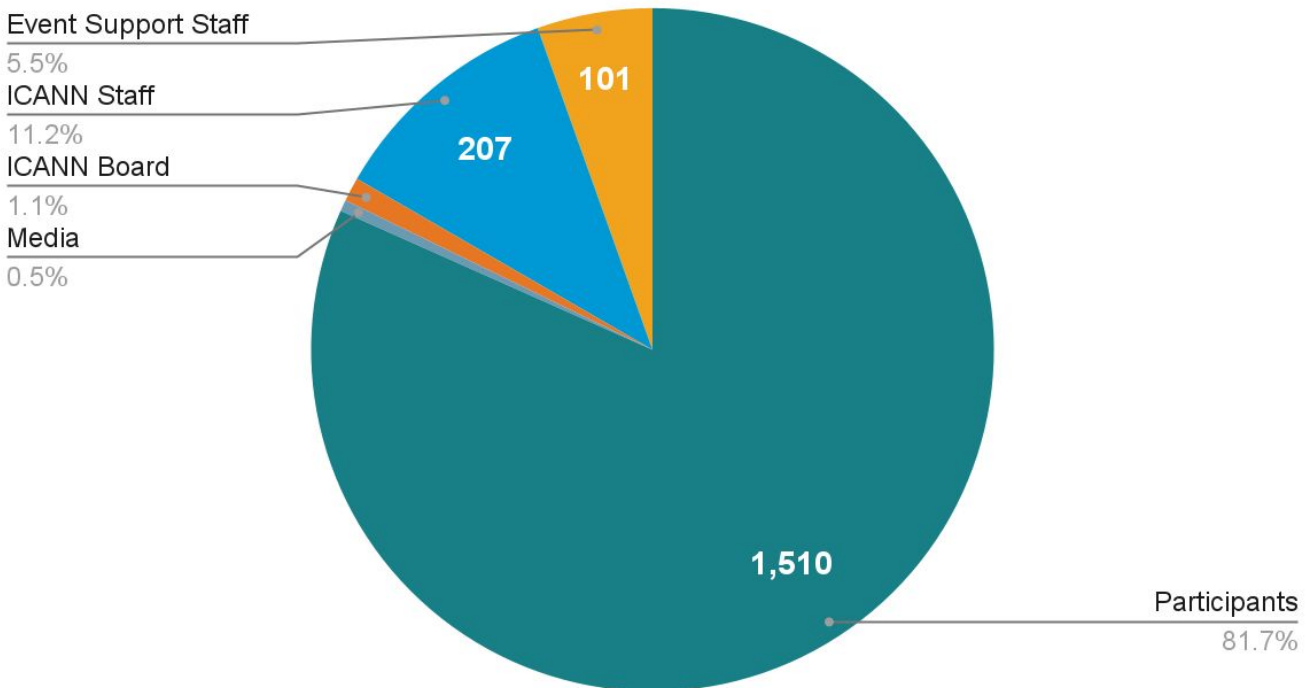
ICANN78 had 2,512 attendees, with 1,849 participating in-person and 663 virtually.

ICANN Public Meetings are a central pillar of ICANN's multistakeholder model. They provide a venue for advancing policy work, conducting outreach, exchanging best practices, conducting business deals, interacting with members of the ICANN community, with the ICANN Board and staff, and learning about ICANN.

For this section, the attendee profile metrics are derived from data that users provided during the meeting registration process. Attendees were not required to answer all questions. This data does not include remote participants.



## ICANN78 In-Person Attendee Breakdown



# Attendee Profile: Regional

## Attendee Profile by ICANN Regions

Geographic diversity is fundamental to ICANN. The ICANN Bylaws (Section 7.5) currently define five geographic regions: Africa, Asia/Australia/Pacific, Europe, Latin America/Caribbean, and North America.

The ICANN geographic regions were originally defined to ensure regional diversity in the composition of the ICANN Board. Subsequently, these definitions were also applied to the Generic Names Supporting Organization, At-Large Advisory Committee, and the Country Code Names Supporting Organization.

Selections are based on the five ICANN geographic regions shown on the map below.

## Regional In-Person & Virtual Attendance

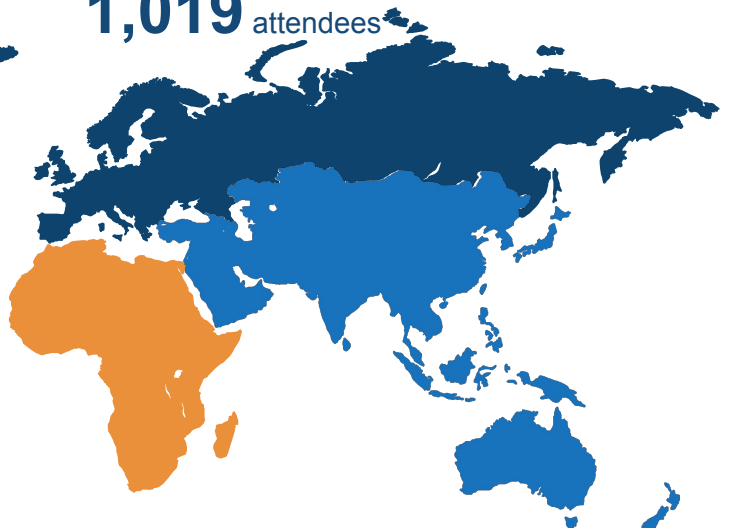
### North America

**609** attendees



### Europe

**1,019** attendees



### Latin America/Caribbean

**140** attendees

### Africa

**280** attendees

### Asia/Australia/Pacific

**464** attendees

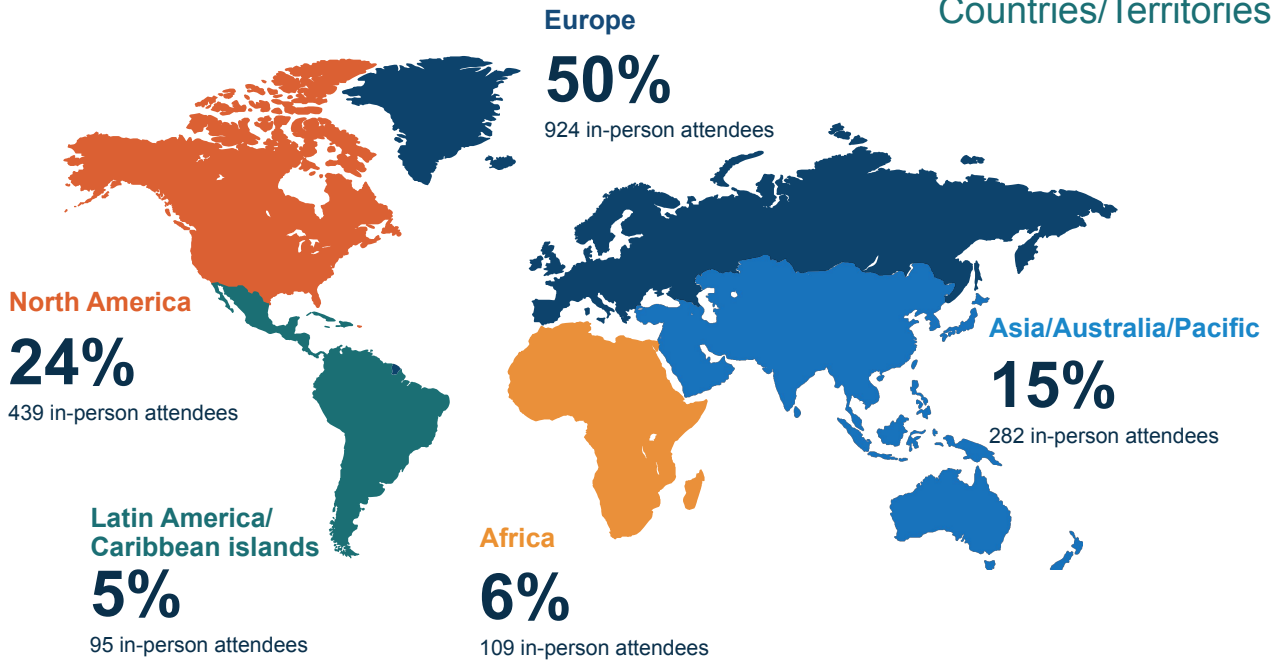
**2,512 Total Attendees**

Data includes Org Staff, Support Staff, Board, and Community Members.

# Attendee Profile: In-Person vs. Virtual

## Regional In-Person Attendance

136 Represented Countries/Territories

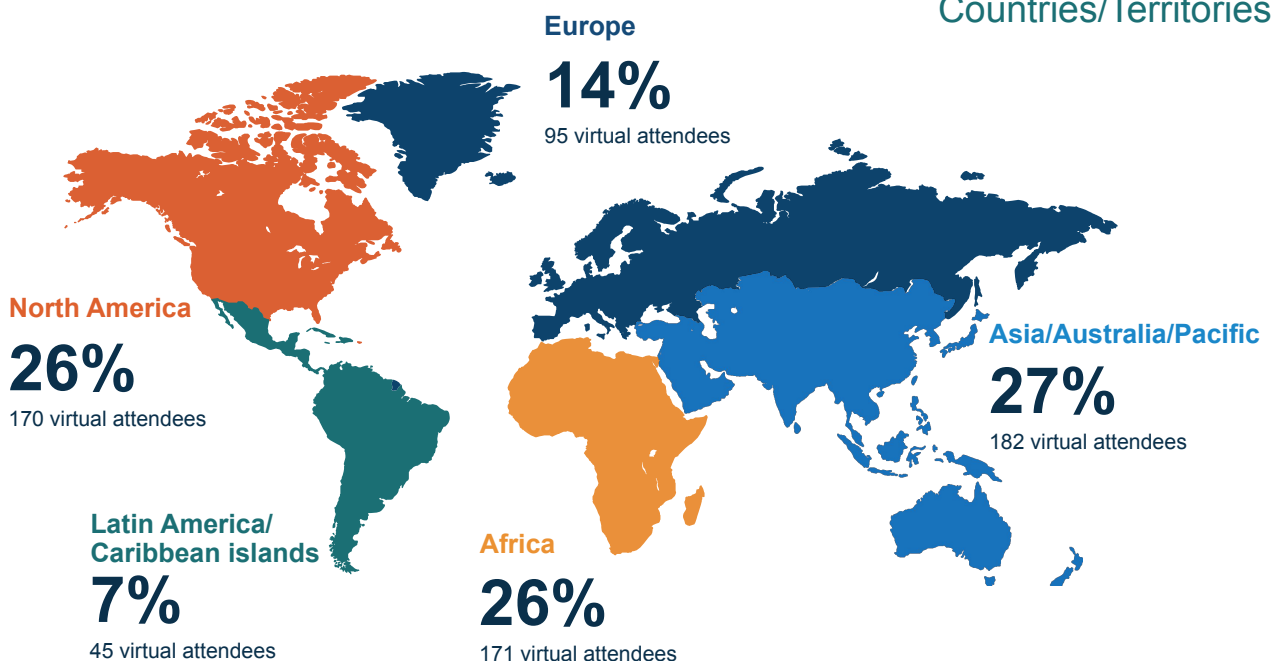


**1,849 In-Person Attendees**

Data includes Org Staff, Support Staff, Board, and Community Members.

## Regional Virtual Attendance

175 Represented Countries/Territories



**663 Virtual Attendees**

Data includes Org Staff, Support Staff, Board, and Community Members.

# Attendee Profile: Regional

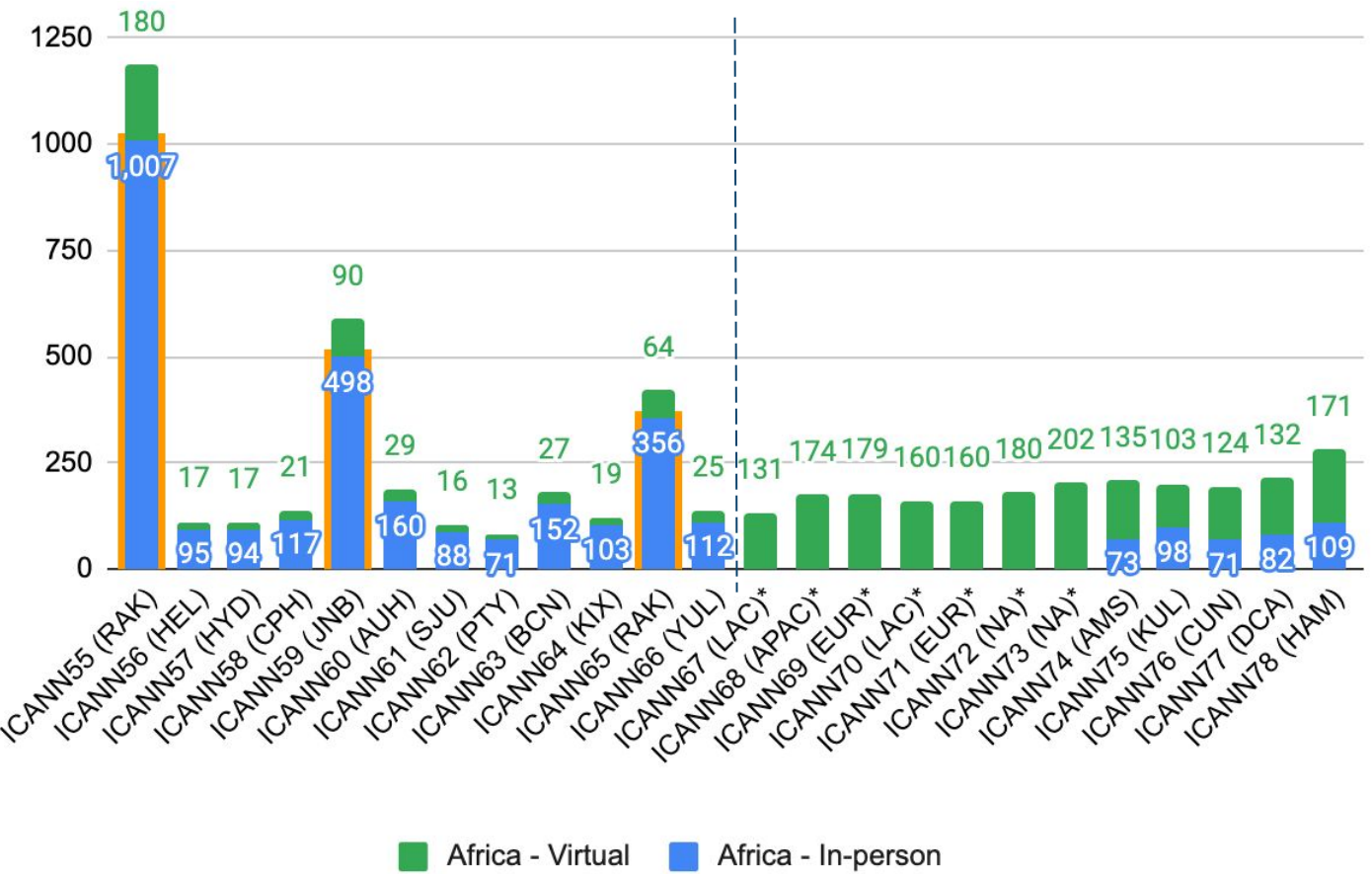
## Africa Regional Attendance

The attendee profile metrics for ICANN78 are derived from data that users provided during the meeting registration process.

The Africa region has a 12.7 percent overall attendance rate for pre-pandemic meetings from ICANN55 through ICANN66 (2016–2019). For meetings in 2020 through ICANN78 in 2023, regional attendance has increased to 10.9 percent (+0.1 percent) of the overall pre-pandemic attendance. Compared to the hybrid ICANN77, ICANN78 in-person and virtual attendance increased by 30.8 percent.



**280 (+30.8%)**  
**ICANN78 Attendance**



In-person meeting locations are noted by 3-letter airport codes.  
 \*Noted as a virtual-only meeting conducted in the specified regional timezone.  
 Data includes Org Staff, Support Staff, Board, and Community Members.



# Attendee Profile: Regional

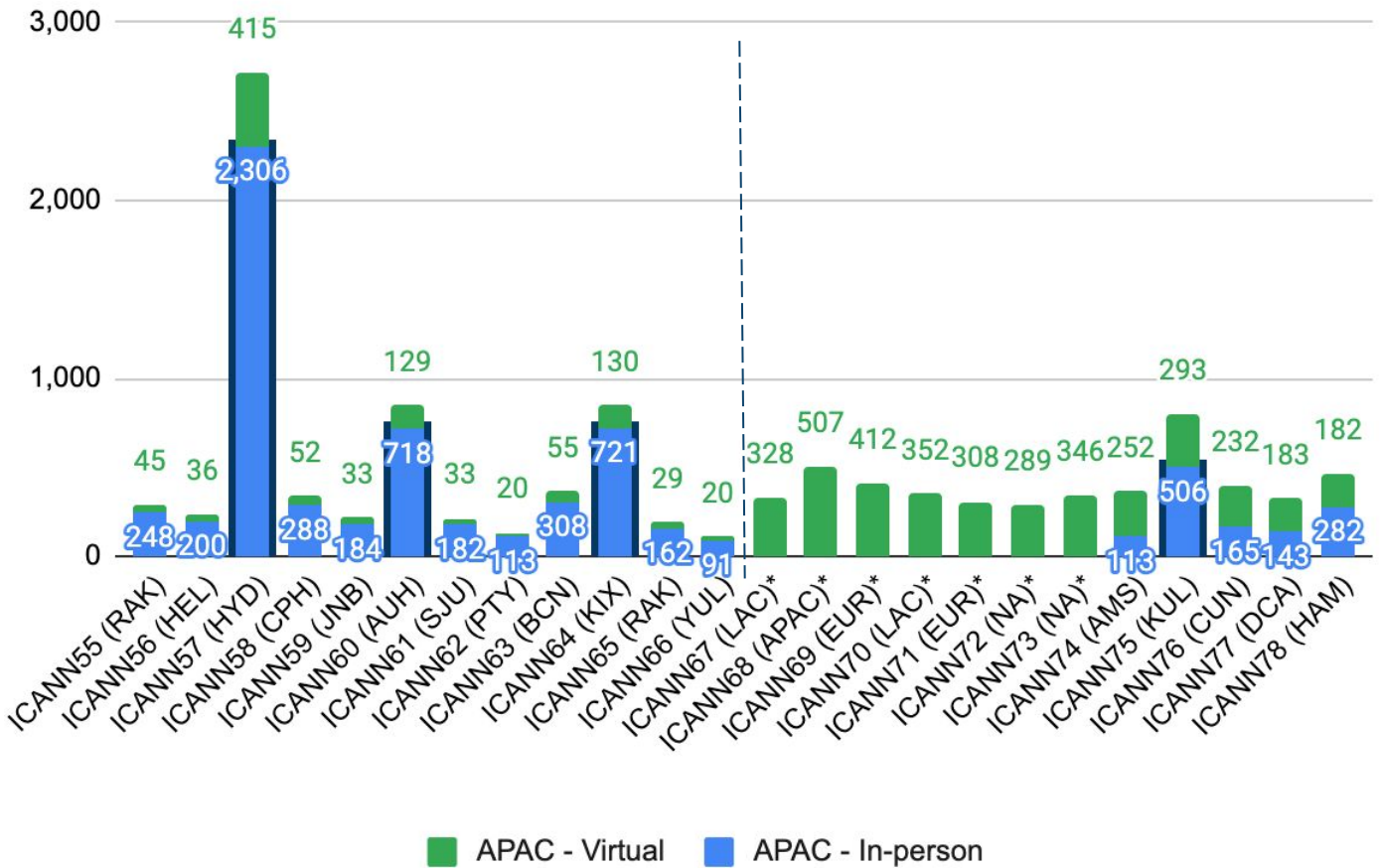


## Asia/Australia/Pacific (APAC) Regional Attendance

The attendee profile metrics for ICANN78 are derived from data that users provided during the meeting registration process.

The APAC region has a 24.6 percent overall attendance rate for pre-pandemic meetings from ICANN55 through ICANN66 (2016–2019). For meetings in 2020 through ICANN78 in 2023, regional attendance has decreased to 23.3 percent (-0.6 percent) of the overall pre-pandemic attendance. Compared to the hybrid ICANN77, ICANN78 in-person and virtual attendance increased by 42.3 percent.

**464 (+42.3%)**  
**ICANN78 Attendance**



In-person meeting locations are noted by 3-letter airport codes.  
 \*Noted as a virtual-only meeting conducted in the specified regional timezone.  
 Data includes Org Staff, Support Staff, Board, and Community Members.

# Attendee Profile: Regional

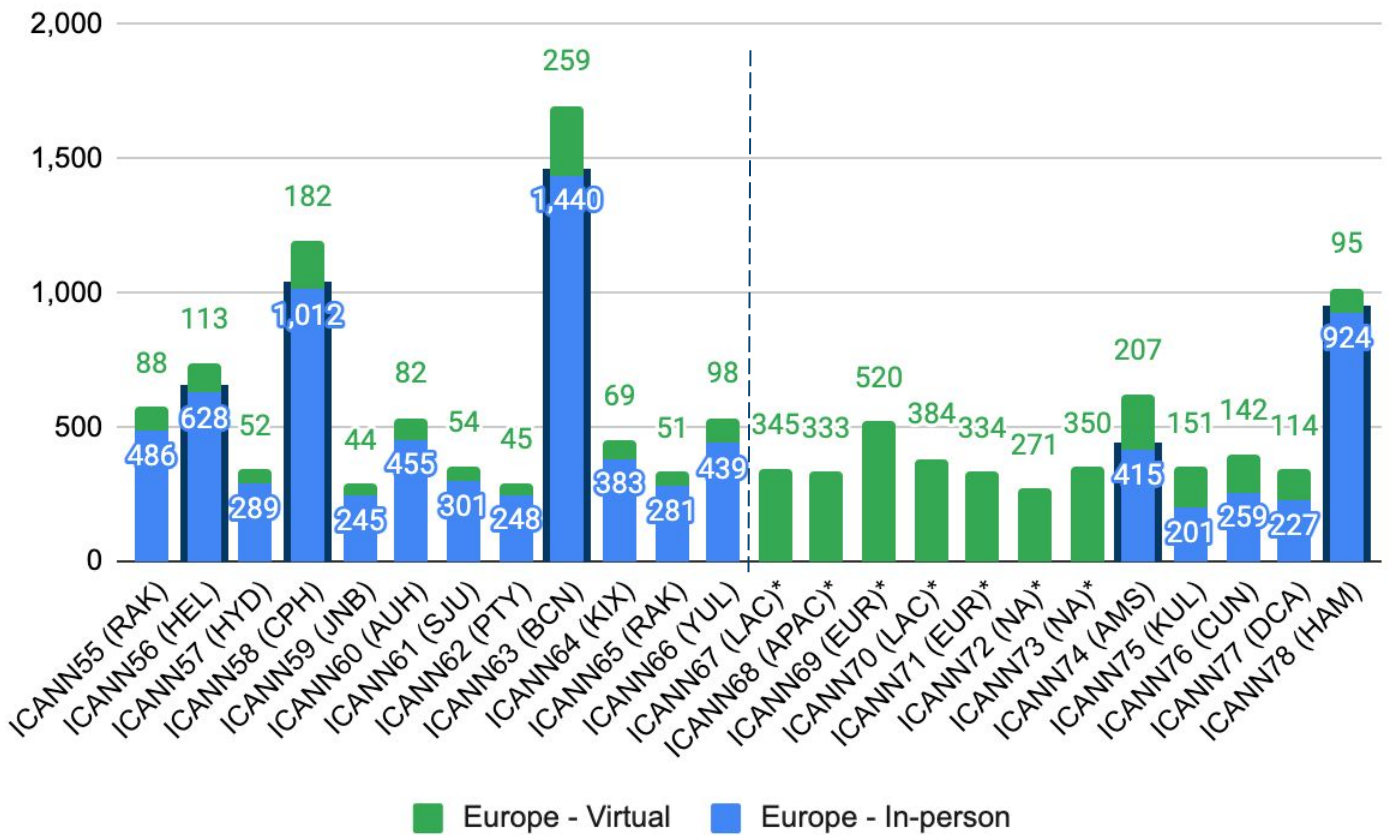


## Europe Regional Attendance

The attendee profile metrics for ICANN78 are derived from data that users provided during the meeting registration process.

The European region has a 27.7 percent overall attendance rate for pre-pandemic meetings from ICANN55 through ICANN66 (2016–2019). For meetings in 2020 through ICANN78 in 2023, regional attendance has increased to 25.1 percent (+2.1 percent) of the overall pre-pandemic attendance. Compared to the hybrid ICANN77, ICANN78 in-person and virtual attendance increased by 199 percent.

**1,019 (+199%)**  
**ICANN78 Attendance**



In-person meeting locations are noted by 3-letter airport codes.  
 \*Noted as a virtual-only meeting conducted in the specified regional timezone.  
 Data includes Org Staff, Support Staff, Board, and Community Members.

# Attendee Profile: Regional

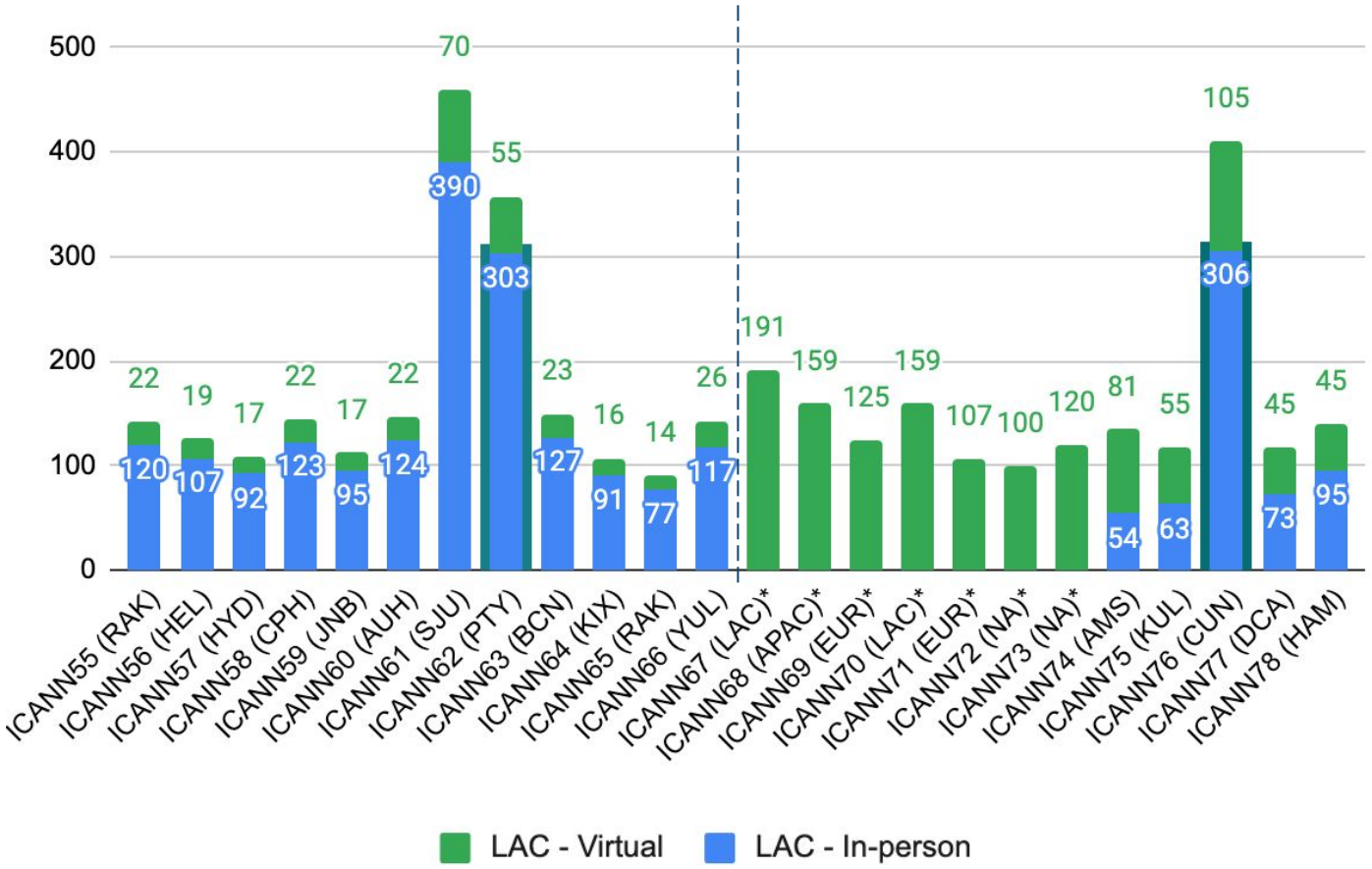


## Latin America/Caribbean Islands (LAC) Regional Attendance

The attendee profile metrics for ICANN78 are derived from data that users provided during the meeting registration process.

The LAC region has a 7.9 percent overall attendance rate for pre-pandemic meetings from ICANN55 through ICANN66 (2016–2019). For meetings in 2020 through ICANN78 in 2023, regional attendance has increased to 9 percent of the overall pre-pandemic attendance. Compared to the hybrid ICANN77, ICANN78 in-person and virtual attendance, increased by 18 percent.

**140 (+18%)**  
ICANN78 Attendance



In-person meeting locations are noted by 3-letter airport codes.  
 \*Noted as a virtual-only meeting conducted in the specified regional timezone.  
 Data includes Org Staff, Support Staff, Board and Community Members.

# Attendee Profile: Regional

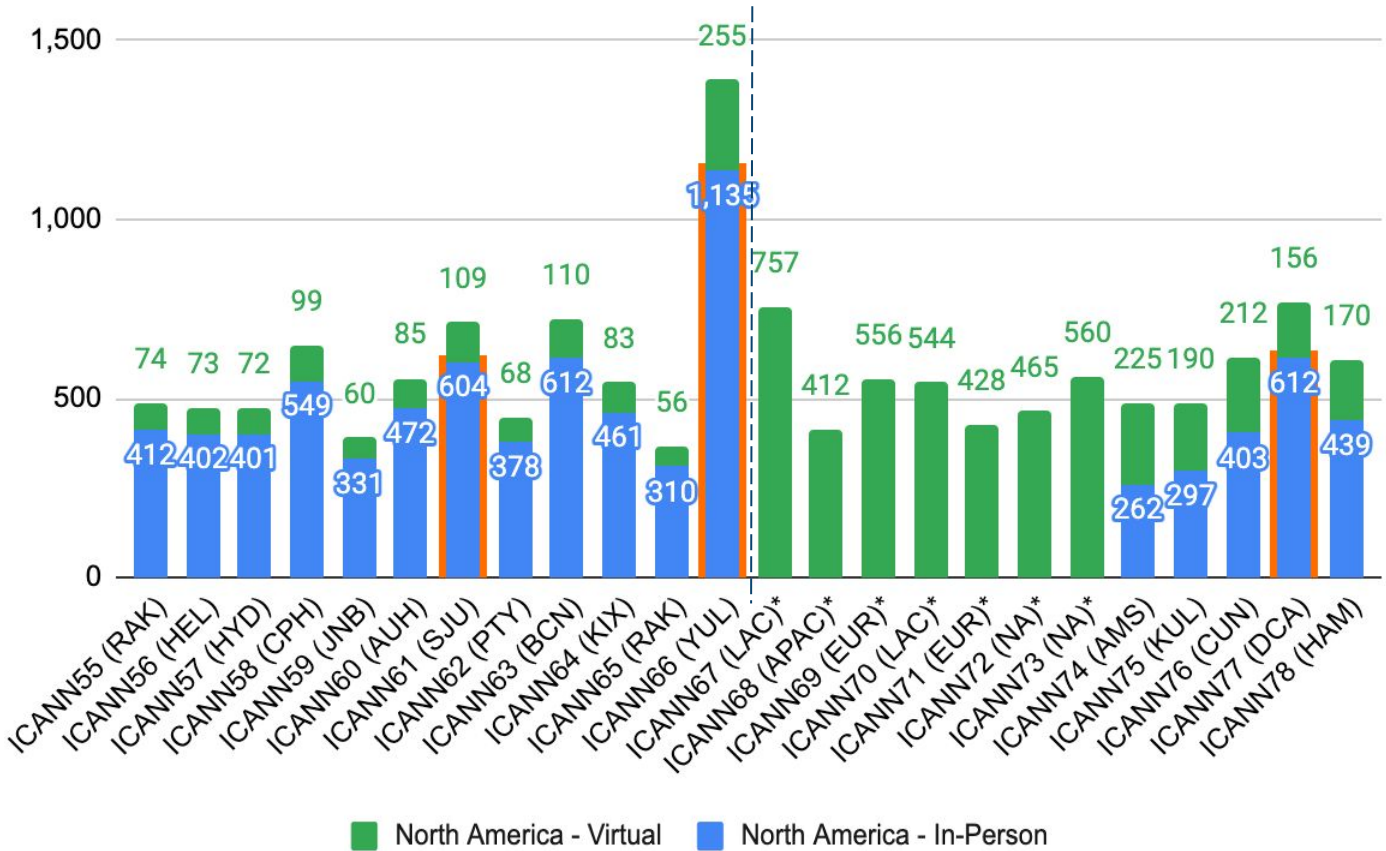
## North America Regional Attendance

The attendee profile metrics for ICANN78 are derived from data that users provided during the meeting registration process.

The North American region has a 27.2 percent overall attendance rate for pre-pandemic meetings from ICANN55 through ICANN66 (2016–2019). For meetings in 2020 through ICANN78 in 2023, regional attendance has decreased to 31.8 percent (-1 percent) of the overall pre-pandemic attendance. Compared to the hybrid ICANN77, ICANN78 in-person and virtual attendance decreased by 20.7 percent.



**609 (-20.7%)**  
**ICANN78 Attendance**



In-person meeting locations are noted by 3-letter airport codes.  
 \*Noted as a virtual-only meeting conducted in the specified regional timezone.  
 Data includes Org Staff, Support Staff, Board, and Community Members.

# ICANN78 | By the Numbers

## 2016–2023 Trends

### Participation & Sessions



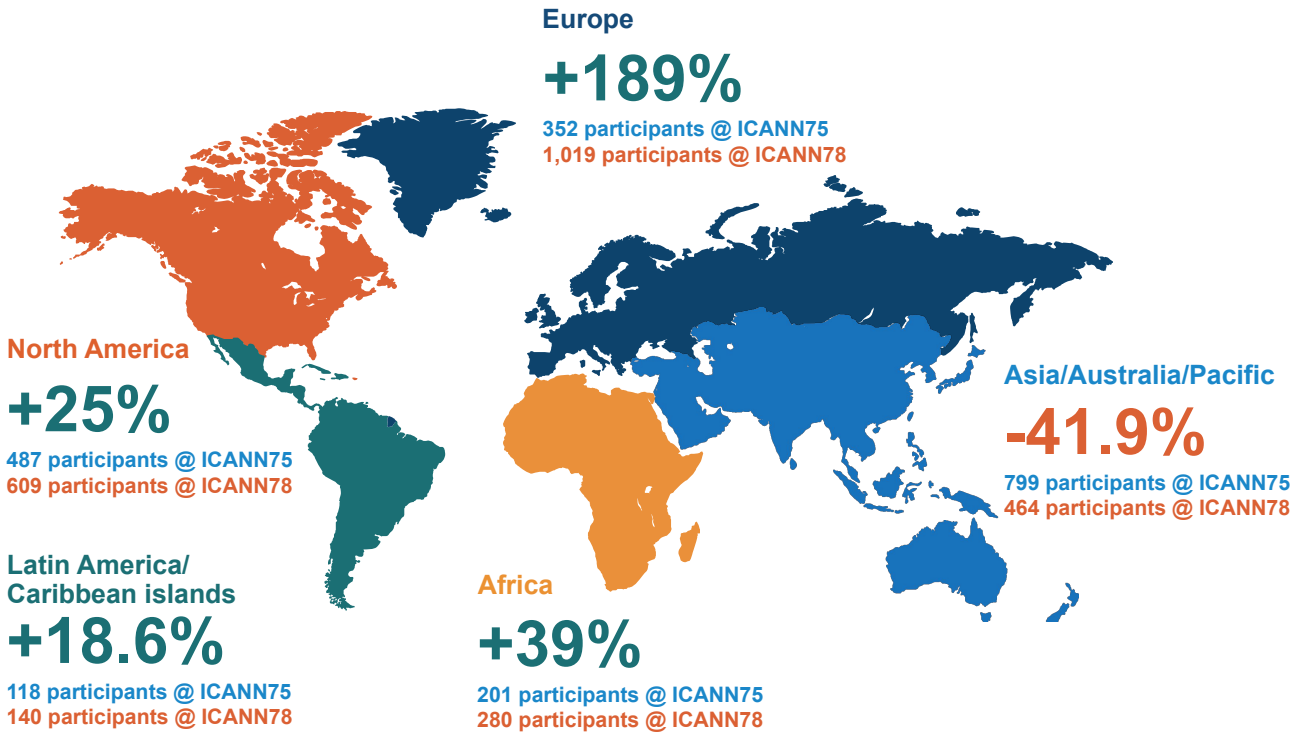
78

ANNUAL  
GENERAL  
MEETING

# 2016–2023 Trends: Participation

## Attendance Trends | ICANN75 (APAC) vs. ICANN78 (EUR)

### Comparing Recent Annual General Meetings



Based on In-Person & Virtual Participation of 1,957 vs. 2,512 (+28%)

Data includes Org Staff, Support Staff, Board, and Community Members.



vs.



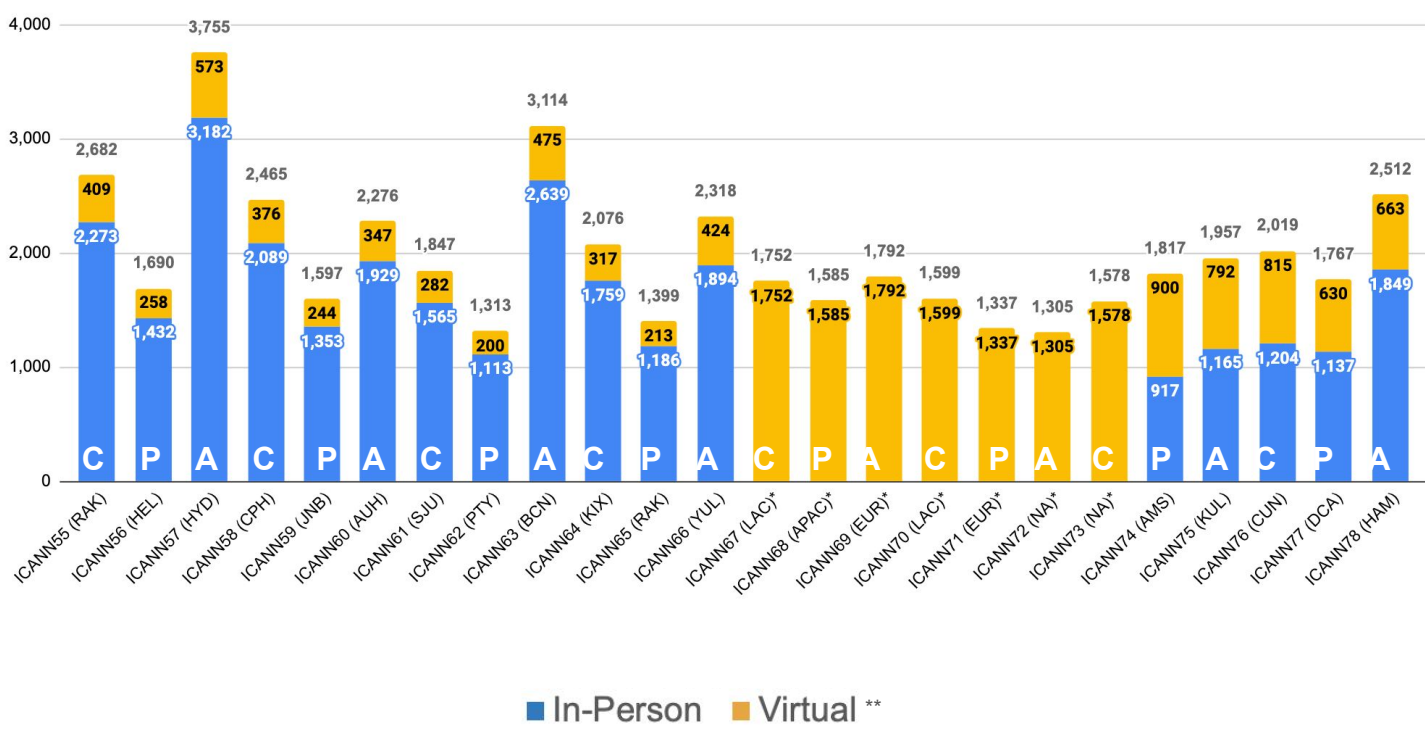
# 2016–2023 Trends: Participation

## Attendance Overview of ICANN55–ICANN78

**2,002**  
Community Forum  
Average Attendance  
**C**

**1,563**  
Policy Forum  
Average Attendance  
**P**

**2,379**  
Annual General Meeting  
Average Attendance  
**A**



In-person meeting locations are noted by 3-letter airport codes.  
\*Noted as a virtual-only meeting conducted in the specified regional timezone.

**1,981**  
Overall Average  
Attendance

# ICANN78 | By the Numbers

## Session Statistics



78

ANNUAL  
GENERAL  
MEETING



# Session Statistics

## Session Statistics for Hamburg, Germany

Each type of session has a different structure and purpose:

- **Open sessions** are open to everyone and are supported with remote participation tools for additional outside participation.
- **Closed sessions** are typically open only to members of a specific group and are typically restricted from having observer participation.

This chart breaks down meetings conducted by room usage.

Total Session Hours

**234**



**78**

**ANNUAL  
GENERAL  
MEETING**

Total Session Count

**189**

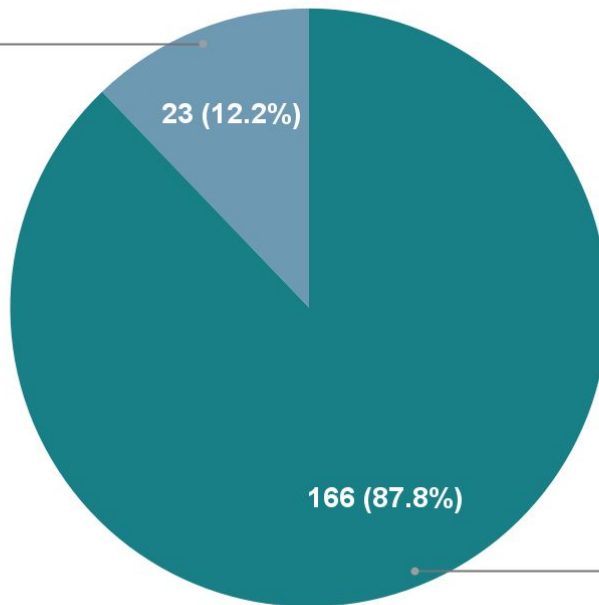
Average In-Person Attendance per Session

**69** Participants

Based on Hourly Counts of Session Rooms

## ICANN78 Room Usage

Closed Sessions  
12.2%



Open Sessions  
87.8%

## Session Statistics

### Session Attendance – Top 25 Sessions

This list ranks the top 25 sessions based on attendance. The attendance number comes from mid-session manual headcounts done every hour. The count includes only people who were physically present in the session room at the time of the count.

SESSION NAME	IN-PERSON ATTENDANCE ▼
Welcome Ceremony	760
25th Anniversary Session	474
Public Forum	399
Geopolitical, Legislative, and Regulatory Developments Update	280
Q&A with ICANN org Executive Team	279
Joint Session: GAC and GNSO	277
ICANN 25th Annual General Meeting	240
Joint Session: GAC and ALAC	196
Joint Session: ICANN Board and GAC	193
GAC Discussion on WHOIS and Data Protection Policy (incl. Accuracy)	168
GAC Discussion on DNS Abuse	168
GAC Opening Plenary	165
Joint Session: ICANN Board and ccNSO	139
GAC Discussion: New gTLD Program Next Round (1 of 2)	133
Tech Day (3 of 4)	132
Tech Day (1 of 4)	130
ccNSO: DNS Abuse Standing Committee Community Update	130
GAC Capacity Development Workshop (7 of 10)	125
GNSO 20th Anniversary	124
Joint Session: ALAC and GNSO Council	120
Tech Day (2 of 4)	120
GAC Operational Matters (NomCom, Planning, Working Groups, etc)	120
Joint Session: ICANN Board and ALAC	116
Joint Session: ICANN Board and GNSO Council	116
ccNSO: The ccNSO Internet Governance Liaison Committee and WSIS+20 (1 of 2)	115

# ICANN78 | By the Numbers

## Schedule Website Statistics



78

ANNUAL  
GENERAL  
MEETING

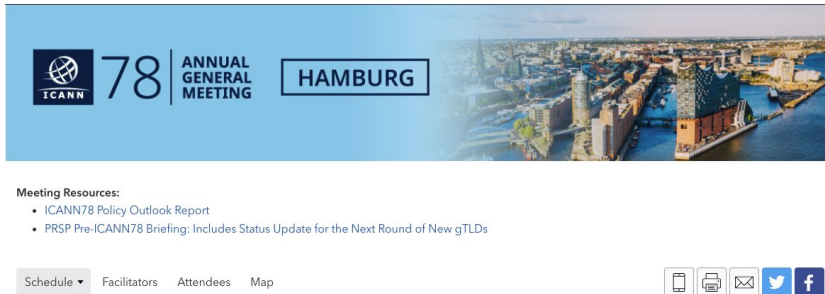
# Schedule Website Statistics

Schedule Platform | <https://78.schedule.icann.org/>

ICANN utilized Sched.com to publish the schedule and participation links.

Before a meeting, the website includes language streaming links, remote participation links, and presentations. Shortly after a session concludes, the audio recording links are automatically posted.

The Meetings Technical Services (MTS) team digitally tests all audio recordings before they are posted. Periods of dead air are removed so listeners don't have to fast-forward through gaps in a recording. When MTS completes this process, ICANN Language Services processes and posts the associated transcripts.



## Attendees Logged In

1,641

## Personal Schedules Created

1,284



Additional data is not available due to the current restrictions with Google Analytics.

# ICANN78 | By the Numbers

## Participation Statistics



78

ANNUAL  
GENERAL  
MEETING

# Participation Statistics – Zoom Meetings

## Virtual Participation

A very important facet of ICANN meetings is virtual participation. This section presents metrics related to the services provided on-site during meetings.

### Services Provided:

**Zoom Meetings**—Visual platform with presentations, participant chat, video of session room, and other tools. Recordings of meetings are posted after the session concludes. A mobile app version is also available on app stores. Zoom provides built-in video streaming, audio streaming for all languages available, and for closed caption scribing, either live or auto-computer generated transcripts.

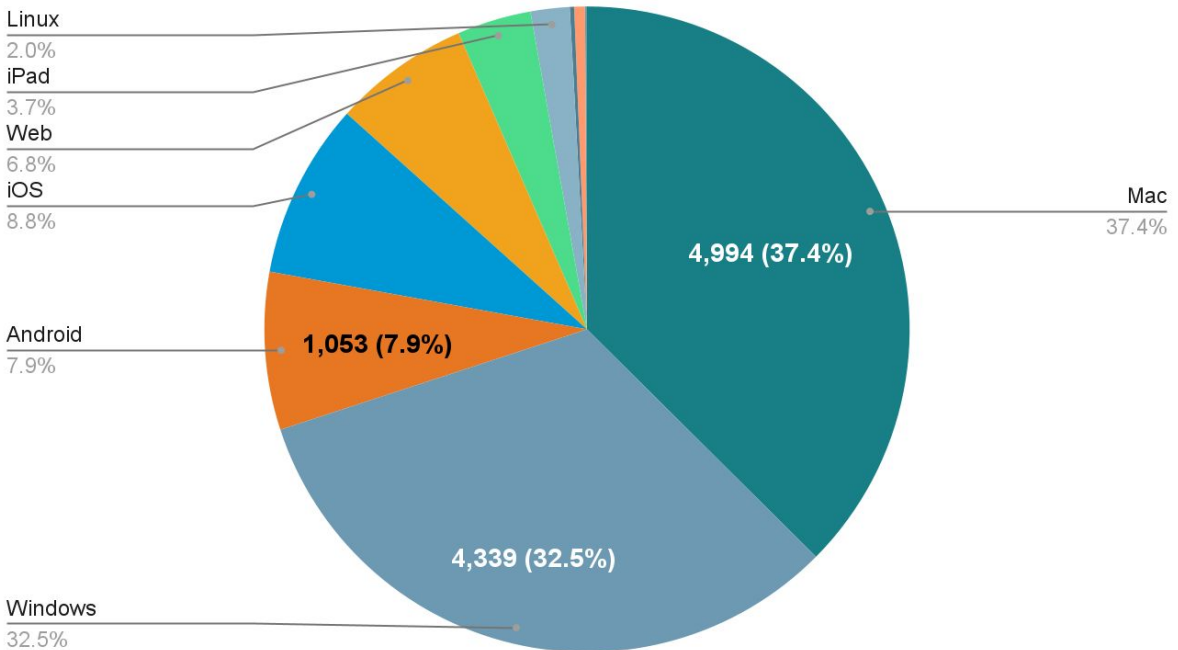
**Video Streaming**—Video and audio streamed live to Youtube.com is only for plenary rooms. All other rooms utilize Zoom for video streaming.

**Scribing**—Closed captioning is a live stream of text transcribed from the session’s audio, and is available in English for several sessions. Zoom also provides auto-computer generated transcripts.

Total Live Zoom Unique Participants  
(Includes On-Site Zoom Users)

# 1,570

## Zoom Device Connections



# Participation Statistics – In-Person

## In-Person Attendees by top 40 Countries

COUNTRY / TERRITORY	IN-PERSON ATTENDEES ▼
United States of America	382
Germany	300
United Kingdom of Great Britain and Northern Ireland	109
France	73
Netherlands	71
Belgium	60
Canada	54
Spain	37
Switzerland	32
Australia	31
Sweden	30
Taipei, Chinese	30
Brazil	27
Türkiye	27
Denmark	26
Indonesia	25
China	24
India	23
Nigeria	23
Argentina	21
Japan	19
Austria	18
Italy	17
Armenia	14
Ireland	12
Portugal	12
Luxembourg	11
United Arab Emirates	10
Czech Republic	9
Egypt	9
Singapore	9
Chile	8
New Zealand	8
Serbia	8
South Africa	8
Hungary	7
Norway	7
Uruguay	7
Bangladesh	6
Bulgaria	6

# ICANN78 | By the Numbers

## General Information



78

ANNUAL  
GENERAL  
MEETING



## General Information

### ICANN Equipment Shipped to ICANN78

Much like a touring band, ICANN has learned over time that the most cost-effective method of ensuring that meeting participants have a positive experience is to sea freight our own equipment to ICANN meetings. We ship critical equipment, then rent the remaining equipment locally to help promote the local economy.

The following depicts the equipment shipped in 133 cases to ICANN78.

#### ICANN-Owned Equipment Shipment Weight


**12,586 kgs | 27,747 lbs**

- or -

**13.9 tons | 12.6 tonnes**

- or -

**9 German Cars**



Based on average 1,376 kgs/3,033 lbs per car

# ICANN78 | By the Numbers

## Network Operations Center



78

ANNUAL  
GENERAL  
MEETING

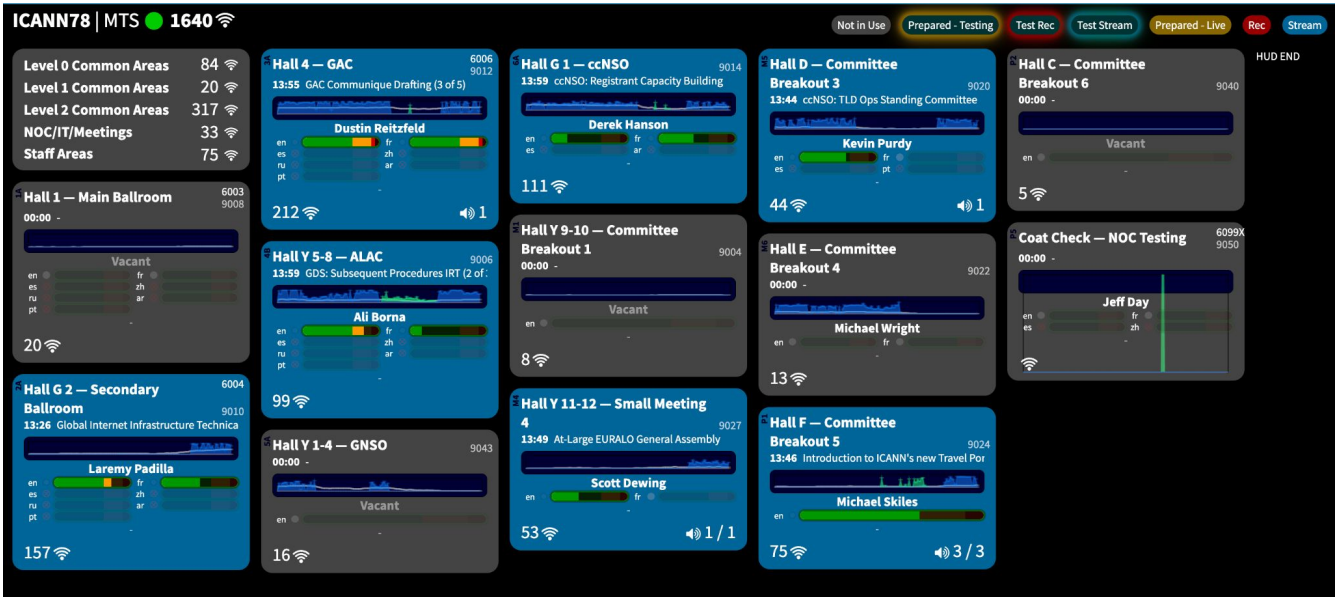
# ICANN78 By the Numbers

## Network Operations Center

### Session Monitoring

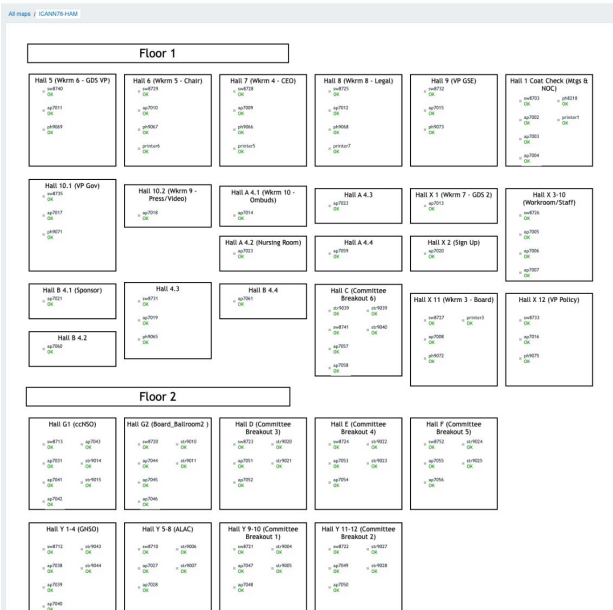
The Network Operations Center (NOC) monitors all session rooms, including audio streams, recordings, Wi-Fi associations, connectivity stability, room temperatures, and technician status. At any time, NOC staff can look at the monitoring screen and get a real-time status check of any session room.

Below is a screenshot taken during ICANN78 of monitoring software.



The NOC uses Zabbix to monitor all active equipment deployed into various areas of the venue. The tool enables the NOC to respond quickly to power outages, network problems, and equipment failures. The NOC is where the Meetings, Meetings Technical Services, and Security teams work together to ensure quick inter-departmental communications and coordination.

### Maps



# ICANN78 | By the Numbers

## Network Statistics



78

ANNUAL  
GENERAL  
MEETING

# Network Statistics

## Wi-Fi Client Associations and Bandwidth

During an ICANN meeting, the Meetings Technical Services team closely monitors the network load and Wi-Fi associations to each wireless access point. Alerts notify the NOC team when a maximum number of users are associated with a single access point. The team responds promptly by mitigating issues with access points or deploying more access points.

Great care and time go into the deployment plan for wireless access points. The team works closely with our wireless vendor Aruba to ensure the best possible configuration of device profiles.

Our goal is to ensure the highest quality experience for all attendees on the ICANN network.

Peak Wi-Fi Associations  
23 October 2023



**2,258**

Peak Client Associations



**78**

ANNUAL  
GENERAL  
MEETING

### Peak Bandwidth Utilization

**559**

Peak Download Mbps  
24 October 2023

**247**

Peak Upload Mbps  
21 October 2023

### Bandwidth Speed [During Business Hours per 30 Minutes]

**107**

Average Download Mbps

**36.1**

Average Upload Mbps

# Network Statistics

## Bandwidth Consumption and Allocation

This data shows the bandwidth that was provided and consumed, and the traffic allocation between IPv4 and IPv6.

### IPv6 Data Transferred In/Out

**768**

IPv6 Download Gbytes

**180**

IPv6 Upload Gbytes

### IPv6 Network Usage

**8%**

### IPv4 Data Transferred In/Out

**7,592**

IPv4 Download Gbytes

**2,894**

IPv4 Upload Gbytes

### IPv4 Network Usage

**92%**

### Internet Service Provider

**2**

On-site Bandwidth Gbps

### Total Data Transferred In/Out

**8,360**

Download Gbytes

**3,074**

Upload Gbytes



**78**

**ANNUAL  
GENERAL  
MEETING**

# ICANN78 | By the Numbers

For additional information or to comment  
on this report, please contact: [meetingsupport@icann.org](mailto:meetingsupport@icann.org)



78

ANNUAL  
GENERAL  
MEETING