

Registration Data Request Service

System Development Update



Webinar #1: 27 July from 01:00-02:00 UTC

Webinar #2: 31 July from 15:00-16:00 UTC

Agenda

- High Level Timeline and Development Milestones
- Requestor System Development Showcase
 - Q&A
- Registrar System Development Showcase
 - Q&A

High Level Timeline and Development Milestones

Diana Middleton

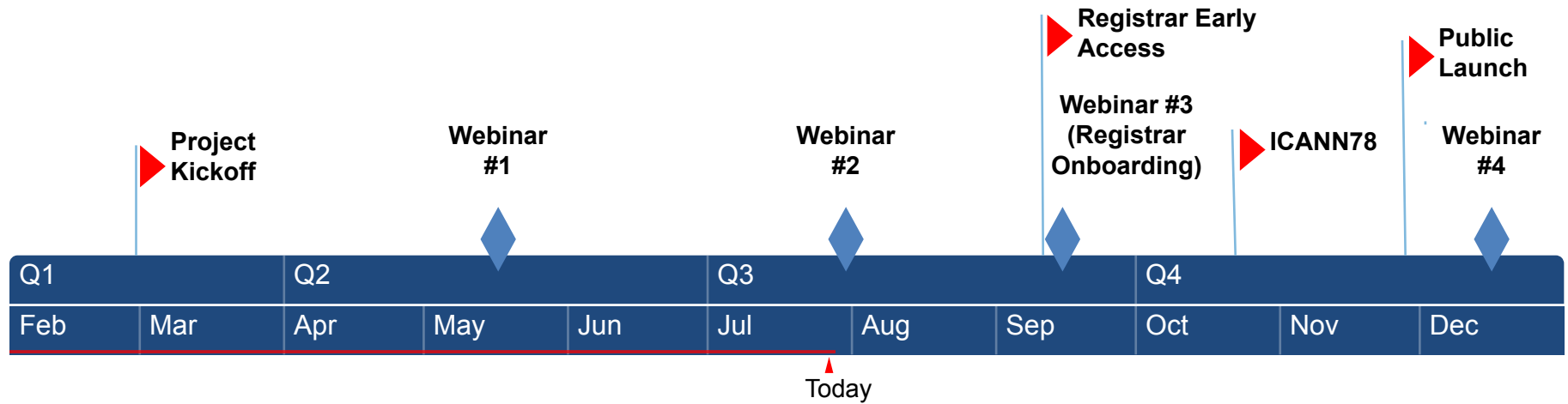
Brief Background

- In February 2023, the ICANN Board of Directors passed a [resolution](#) directing ICANN org to develop and launch a new ticketing system to handle requests for access to nonpublic registration data related to gTLDs.
- ICANN org immediately began work developing the Registration Data Request Service (RDRS), formally known as the WHOIS Disclosure System.
- The RDRS will be operated by ICANN org for a period of up to 2 years with periodic check-ins with the GNSO Council to discuss usage and data collection resulting from the service.
- This work is expected to inform next steps on the [Phase 2 Recommendations of the Expedited Policy Development Process on the Temporary Specification for gTLD Registration Data for a System for Standardized Access/Disclosure \(SSAD\)](#).

Updates Since Webinars in May

- Since the [16/17 May 2023 RDRS System Development Update Webinars](#) the ICANN org project team has continued its ongoing system development work. It completed the first system development milestone, which was the simple end-to-end feature presented during the May webinar.
- Weekly meetings have been held with the GNSO Small Team to discuss RDRS system development, success criteria, outreach, and engagement.
- RDRS was discussed at a number of sessions during ICANN77 in Washington D.C. in June.
- A [flyer](#) on the RDRS and its benefits was created and can be found on our [webpage](#).

High Level Timeline



Simple End-to-End

(full process from start to finish)

Bulk Processing

(feature that allows user to apply one operation to several assignments or cases)

Email Encryption

(an authentication process that prevents messages from being read by an unintended or unauthorized individual)

Requestor System Development Showcase

Kyle Dunst

Registration Data Request Service

[Requests](#) [Templates](#) [Help](#)

Registration Data Request Service!

Lorem ipsum dolor sit amet, consectetur adipiscing elit, sed do eiusmod tempor incididunt ut labore et dolore magna aliqua. Ut enim ad minim veniam.

Lorem ipsum dolor sit amet, consectetur adipiscing elit, sed do eiusmod tempor incididunt ut labore et dolore magna aliqua. Ut enim ad minim veniam, quis nostrud exercitation ullamco laboris nisi ut aliquip ex ea commodo consequat. Duis aute irure dolor in reprehenderit in voluptate velit esse cillum dolore eu.

Visit [Registration Data Request Service](#) for more information.

[Login with ICANN Account](#)

or

[Create an ICANN Account](#)

Welcome to ICANN Account

Email Address or Username*

[Next](#)[Forgot Your Password?](#)Are you a new user? [Create an account](#)

By submitting my personal data to create and manage an ICANN Account, I agree that my personal data will be processed in accordance with the ICANN [Privacy Policy](#) and ICANN [Cookies Policy](#), and agree to abide by the electronic [Terms of Service](#).

Registration Data Request Service

- Lorem ipsum dolor sit amet, consectetur adipiscing elit, sed do eiusmod tempor incididunt ut labore et dolore magna aliqua. Ut enim ad minim veniam, quis nostrud exercitation ullamco laboris nisi ut aliquip ex ea commodo consequat. Duis aute irure dolor in reprehenderit in voluptate velit esse cillum dolore eu fugiat nulla pariatur. Excepteur sint occaecat cupidatat non proident, sunt in culpa qui officia deserunt mollit anim id est laborum.

Notification

By default, you will receive email notifications when the status of your requests are changed. You can opt out by uncheck the following option.

- Receive email notifications

Continue

Registration Data Request Service

[Make a New Request](#)

- All Requests
- Pending
- Approved
- Denied
- Canceled
- Urgent Only
- Publicly Available

Request Date ▾	Status ▾	Domain Subject ▾	Priority ▾
----------------	----------	------------------	------------

No matching requests found.

Previous Version

RDRS Image Placeholder

[Requests](#) [Templates](#) [Help](#)

Requests

[Make New Request](#)

- All Requests
- Pending
- Approved
- Denied
- Canceled
- Urgent Only
- Publicly Available

Request Date	Status	Domain Subject	Priority
25 Jun 2022	Approved	Lorem Ipsum	Urgent Request
23 May 2022	Denied	Lorem Ipsum	Standard Request
26 Jun 2022	Partially Approved	Lorem Ipsum	Standard Request
22 Mar 2022	Pending	Lorem Ipsum	Standard Request
25 Jun 2022	Approved	Lorem Ipsum	Urgent Request
23 Jul 2022	Denied	Lorem Ipsum	Standard Request

Current Version

RDRS Image Placeholder

[Requests](#) [Templates](#) [Help](#)

Templates

Make New Template

Created Date	Template Name	Template Description	Template Priority	Action
25 Jun 2022	My Template Name 1	This is to be used in cases of X, Y, Z	Urgent Request	New Request
23 May 2022	My Template Name 2	This is to be used in cases of A, B, C	Standard Request	New Request

< 1 >

1-2 of 2 results

Registration Data Request Service

[Templates](#) » [Make New Template](#)

Request for Non-Public Registrant Data

This form is used to save a template relating to user requests for non-public registrant data. Not all fields are available for use in a template. Once a template is created, you can access your templates via the homepage and start a new request using a template you have created. Templates can be updated at anytime.

Template Name

Template Description

Additional Contact Details: Postal Address

Address 1*

Address 2

City*

State/Province

Zip/Postal Code

Country Code*

DRAFT ONLY
REQUESTOR
INTERFACE

Registration Data Request Service

[Delete Template](#)[Templates](#) » Manage Template

Request for Non-Public Registrant Data

This form is used to save a template relating to user requests for non-public registrant data. Not all fields are available for use in a template. Once a template is created, you can access your templates via the homepage and start a new request using a template you have created. Templates can be updated at anytime.

Template Name

Template Description

Additional Contact Details: Postal Address

Address 1*

Address 2

City*

State/Province

Zip/Postal Code

Country Code*

**DRAFT ONLY
REQUESTOR
INTERFACE**

Tech Information

 Tech ID Tech Name Tech Email Tech Phone

Identify the country or countries in which you or the party you represent will process the requested data if such data is provided to you by the contracted party, including jurisdictions in which any third party will process such data upon your behalf (including storage by a cloud service provider):

Has a Law Enforcement request for data such as subpoena, court order, warrant or any other form of legal request been issued requesting the disclosure of the requested data?

 Yes No

Are you asserting a legal basis under which you would process the requested data pursuant to the European Union General Data Protection Regulation or other applicable law?

 Yes No

Party representation: Select one of the options below.

 I am submitting this request on my own behalf I am authorized to act on behalf of a third party in submitting this request

Cancel

Save As New Template

Update Template

Registration Data Request Service

[Home](#) » [Make New Request](#)

Request for Non-Public Registrant Data



All fields required unless marked as optional

Request Category

Identify your request priority level.

Priority Setting Disclaimer: Please note that the registrar has the ability to change the priority level if they determine your request does not meet the priority level you have selected.

Urgent Request

The criteria to determine urgent requests is limited to circumstances that pose an imminent threat to life, serious bodily injury, critical infrastructure (online and offline) or child exploitation. For the avoidance of doubt, Priority 1 is not limited to requests from law enforcement agencies.

Standard Request

List of data elements requested.

Registry Information

Registration Data Request Service

[Home](#) » [Make New Request](#)

Request for Non-Public Registrant Data



All fields required unless marked as optional

Request Category

- Requesting confidentiality (optional):** By checking this box, the Registrar will be notified of your request for confidentiality. Please note that this is a voluntary system, and best effort will be made to honor your request. This may involve taking appropriate measures to comply with your request, providing you with information on the steps that can be taken, or rejecting your request without notifying the registered name holder.

Identify your request priority level.

Priority Setting Disclaimer: Please note that the registrar has the ability to change the priority level if they determine your request does not meet the priority level you have selected.

Urgent Request

The criteria to determine urgent requests is limited to circumstances that pose an imminent threat to life, serious bodily injury, critical infrastructure (online and offline) or child exploitation. For the avoidance of doubt, Priority 1 is not limited to requests from law enforcement agencies.

Registrar System Development Showcase

Jim Cook

Seeing a Confidential Request in NSp

When the requestor has asked for confidentiality, the Registrar will see a notice to this effect. We have tried to make it hard to miss.

The screenshot shows the IANA IDs Registration Data Requests interface. The top navigation bar includes 'IANA IDS' and 'REGISTRATION DATA REQUESTS'. Below this, the request ID 'D-0000131' is displayed, along with 'Change Priority' and 'Respond' buttons. The main content area is divided into 'ACCOUNTS' and 'DETAILS' sections. The 'ACCOUNTS' section lists 'MarkMonitor' with ID '292'. The 'DETAILS' section includes 'Requestor Details' and 'Request Details'. The 'Request Details' section shows the following information:

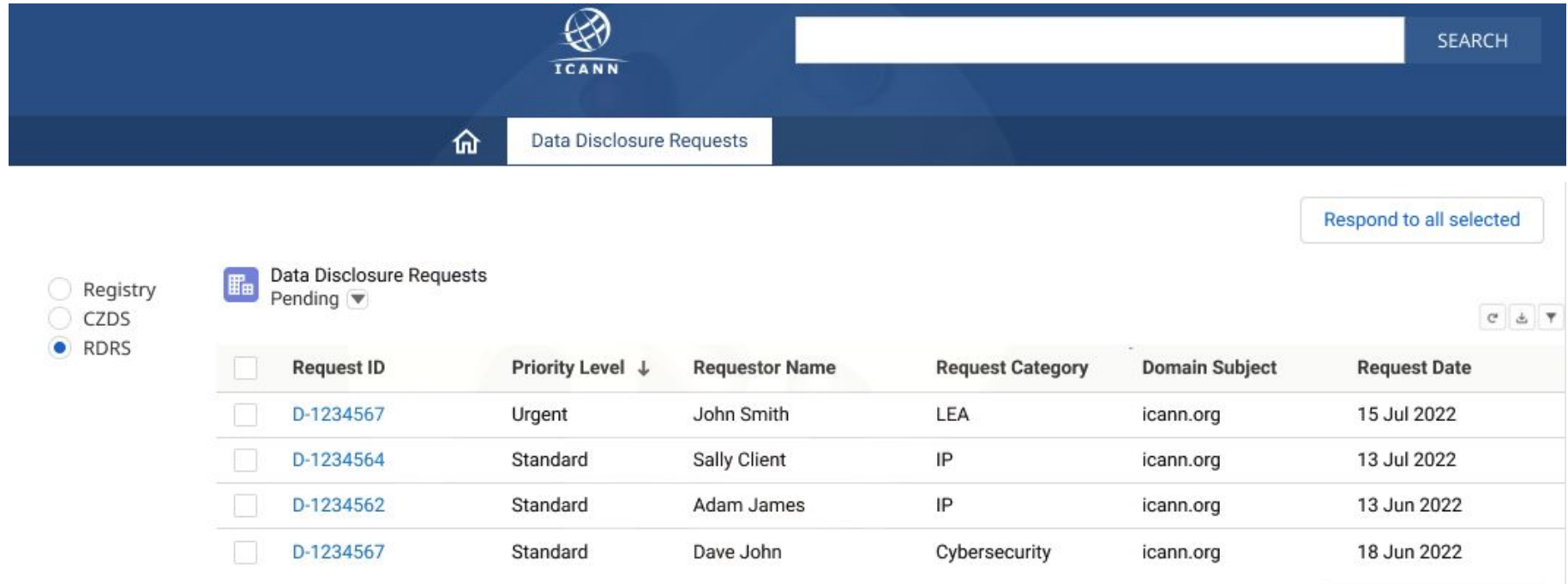
Request ID	D-0000131	Status	Denied
IANA Number	292	! Confidentiality Requested This request pertains to an ongoing Law Enforcement investigation. In order for Law Enforcement to effectively use the data for this purpose, it is crucial that this request remains confidential. The existence of this request should not be revealed to the registrant. If the registrar's policies do not allow for confidential disclosure, we request that this request be disregarded and not processed.	
Category	Law Enforcement	Date of Response	6/22/2023
Domain Subject	google.com	Requestor Priority	

! Confidentiality Requested

This request pertains to an ongoing law enforcement investigation. In order for law enforcement to effectively use the data for this purpose, it is crucial that this request remains confidential. The existence of this request should not be revealed to the registrant. If the registrar's policies do not allow for confidential disclosure, we request that this request be disregarded and not processed.

RDRS Will Allow Registrars to Record Responses in Bulk

When viewing a list of pending requests, they will have the option to select records for update.



The screenshot shows the ICANN Data Disclosure Requests interface. At the top, there is a search bar and a 'SEARCH' button. Below that, a navigation bar contains a home icon and a 'Data Disclosure Requests' button. The main content area features a 'Respond to all selected' button on the right. On the left, there are radio buttons for 'Registry', 'CZDS', and 'RDRS', with 'RDRS' selected. A dropdown menu shows 'Data Disclosure Requests' and 'Pending'. Below this is a table with the following columns: Request ID, Priority Level, Requestor Name, Request Category, Domain Subject, and Request Date. The table contains five rows of data, each with a checkbox in the first column.

<input type="checkbox"/>	Request ID	Priority Level ↓	Requestor Name	Request Category	Domain Subject	Request Date
<input type="checkbox"/>	D-1234567	Urgent	John Smith	LEA	icann.org	15 Jul 2022
<input type="checkbox"/>	D-1234564	Standard	Sally Client	IP	icann.org	13 Jul 2022
<input type="checkbox"/>	D-1234562	Standard	Adam James	IP	icann.org	13 Jun 2022
<input type="checkbox"/>	D-1234567	Standard	Dave John	Cybersecurity	icann.org	18 Jun 2022

↑
Registrars will use these check boxes to select records for bulk editing.

Bulk Editing Will be Handled In-line

Each editable data point will be presented appropriately.

ICANN

SEARCH

TEST USER

Data Disclosure Requests

Cancel Bulk Respond

Registry
CZDS
RDRS

Request ID	Requestor Name	Request Category	Domain Subject	Priority Level	Publicly Available	Response Date	Requested Data	Denial Reason(s)	Denial Explanation	Status	Request Date
D-1234567	John Smith	LEA	icann.org	Urgent	<input checked="" type="checkbox"/>	22/07/2023	None			Data Publicly Available	15 Jul 2022
D-1234564	Sally Client	IP	icann.org	Standard	<input type="checkbox"/>	22/07/2023	2 Selected	None Selected	Entry Required	Pending	13 Jul 2022
D-1234562	Adam James	IP	icann.org	Standard	<input type="checkbox"/>	22/07/2023	2 Selected	1 Selected	Sample entry...	Partially Approved	13 Jul 2022
D-1234567	Dave John	Cybersecurity	icann.org	Standard	<input type="checkbox"/>	22/07/2023	All			Approved	18 Jun 2022

These are the columns that the user can edit.

[NSp Terms policy](#) | [Terms of Service](#) | [Cookies Policy](#)

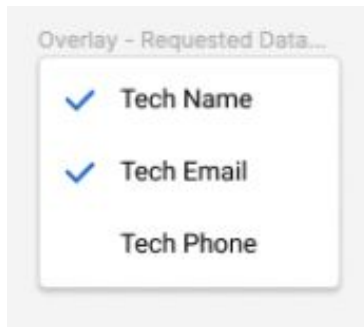
Entering the Response Date

Registrars will be able to type out a date, or select from a calendar,

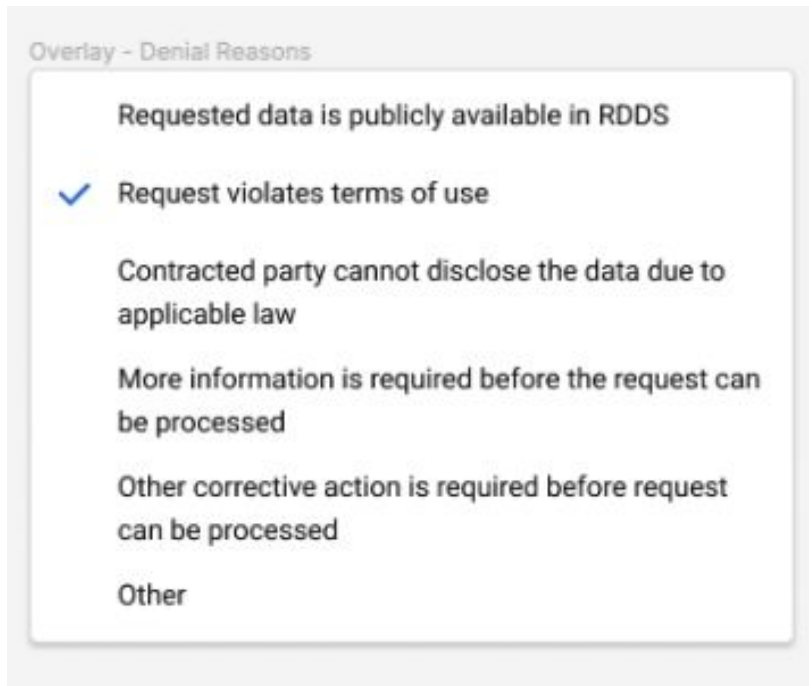


Entering Requested Data changes and Denial Reasons

Requested data will show only the items the requestor wants.



Denial reasons will display the full list of possible responses.



Entering denial explanations

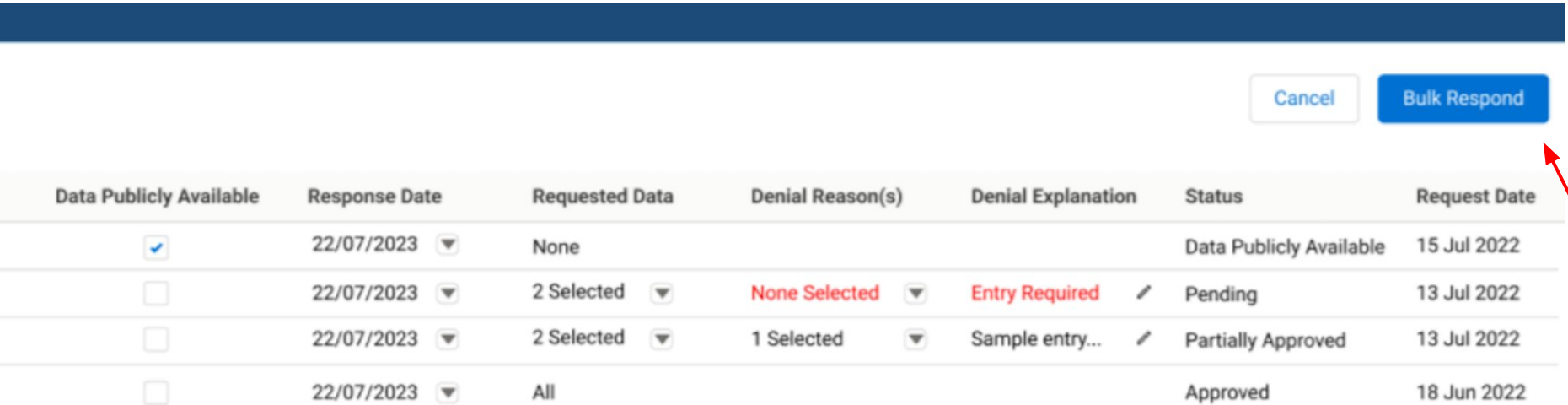
Denial explanation will provide a large area for entering text. The registrar presses the Enter key when finished.



Saving Changes

After all updates are completed, the requestor clicks the “Bulk Respond” button.

Errors, if any, will be displayed. When all required fields are entered, the updates will be performed and the user will be returned to the Pending Requests screen.



The screenshot shows a table with the following columns: Data Publicly Available, Response Date, Requested Data, Denial Reason(s), Denial Explanation, Status, and Request Date. There are four rows of data. Above the table are two buttons: 'Cancel' and 'Bulk Respond'. A red arrow points to the 'Bulk Respond' button.

Data Publicly Available	Response Date	Requested Data	Denial Reason(s)	Denial Explanation	Status	Request Date
<input checked="" type="checkbox"/>	22/07/2023 ▼	None			Data Publicly Available	15 Jul 2022
<input type="checkbox"/>	22/07/2023 ▼	2 Selected ▼	None Selected ▼	Entry Required ✎	Pending	13 Jul 2022
<input type="checkbox"/>	22/07/2023 ▼	2 Selected ▼	1 Selected ▼	Sample entry... ✎	Partially Approved	13 Jul 2022
<input type="checkbox"/>	22/07/2023 ▼	All			Approved	18 Jun 2022

Email Delivery

- ◉ Requestors who sign up for notifications will receive an email whenever a status change occurs. These emails will be delivered within a few minutes of the request's submission.
- ◉ Registrars who sign up to receive emails will receive all of the following:
 - Urgent Requests - the registrar will receive an email for each request, within a few minutes of initial submission.
 - Daily Activity Report - any activity on the account.
 - Newly submitted urgent requests: [Insert #]
 - Newly submitted standard requests: [Insert #]
 - Recently canceled requests: [Insert #]
 - Will be delivered once a day, for the previous day
 - Monthly Aging Report - pending requests for 30+ days.
 - Pending requests submitted more than 30 days ago: [Insert #]
 - The oldest pending request has been open for: [Insert #] days
 - Will be delivered once a month, for the previous month

Engage with ICANN



Thank You and Questions

Visit us at: <https://www.icann.org/rdrs-en>



[@icann](https://twitter.com/icann)



facebook.com/icannorg



youtube.com/icannnews



flickr.com/icann



linkedin/company/icann



soundcloud/icann



instagram.com/icannorg