

# ICANN Unaudited Quarterly Financials – Fiscal Year 2021

September 2020



# ICANN Operations

# FY21 (Jul 20 – Sep 20) Financial Overview

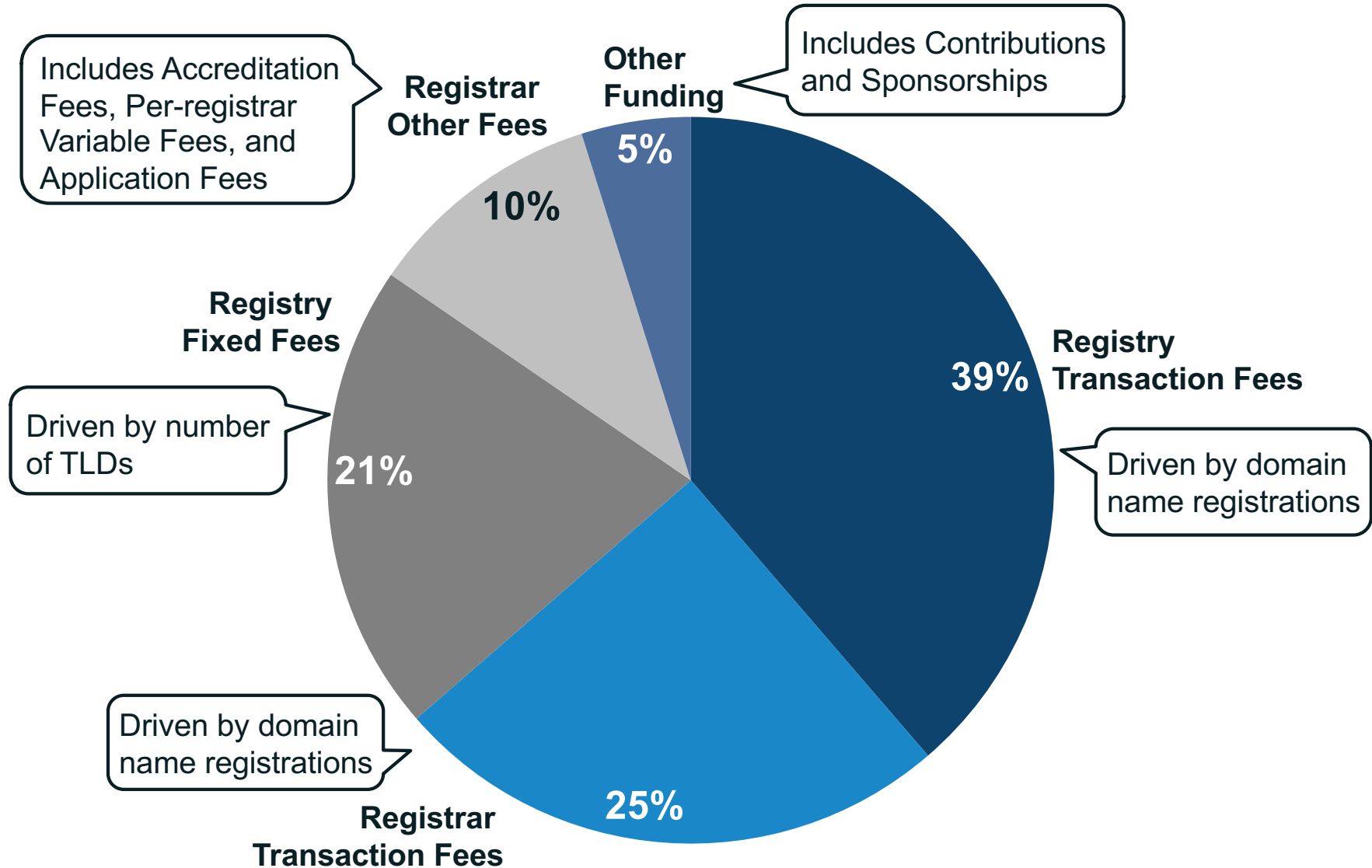
*\$USD in Millions*

ICANN Operations	FY21 YTD Actual	FY21 YTD Budget	Var	% Var	FY20 YTD Actual	Var	% Var
<b>Funding</b>	\$36	\$31	\$4	13%	\$33	\$2	7%
<b>Expenses</b>	\$27	\$27	\$0	0%	\$28	\$2	6%
<b>Net Operating Excess/(Deficit)</b>	<b>\$9</b>	<b>\$5</b>	<b>\$4</b>	<b>89%</b>	<b>\$5</b>	<b>\$4</b>	<b>83%</b>
<b>Average Headcount</b>	<b>388</b>	<b>391</b>	<b>3</b>	<b>1%</b>	<b>389</b>	<b>0</b>	<b>0%</b>

# FY21 (Jul 20 – Sep 20) Funding by Category

*\$USD in Millions*

## YTD FY21 Funding- \$36M

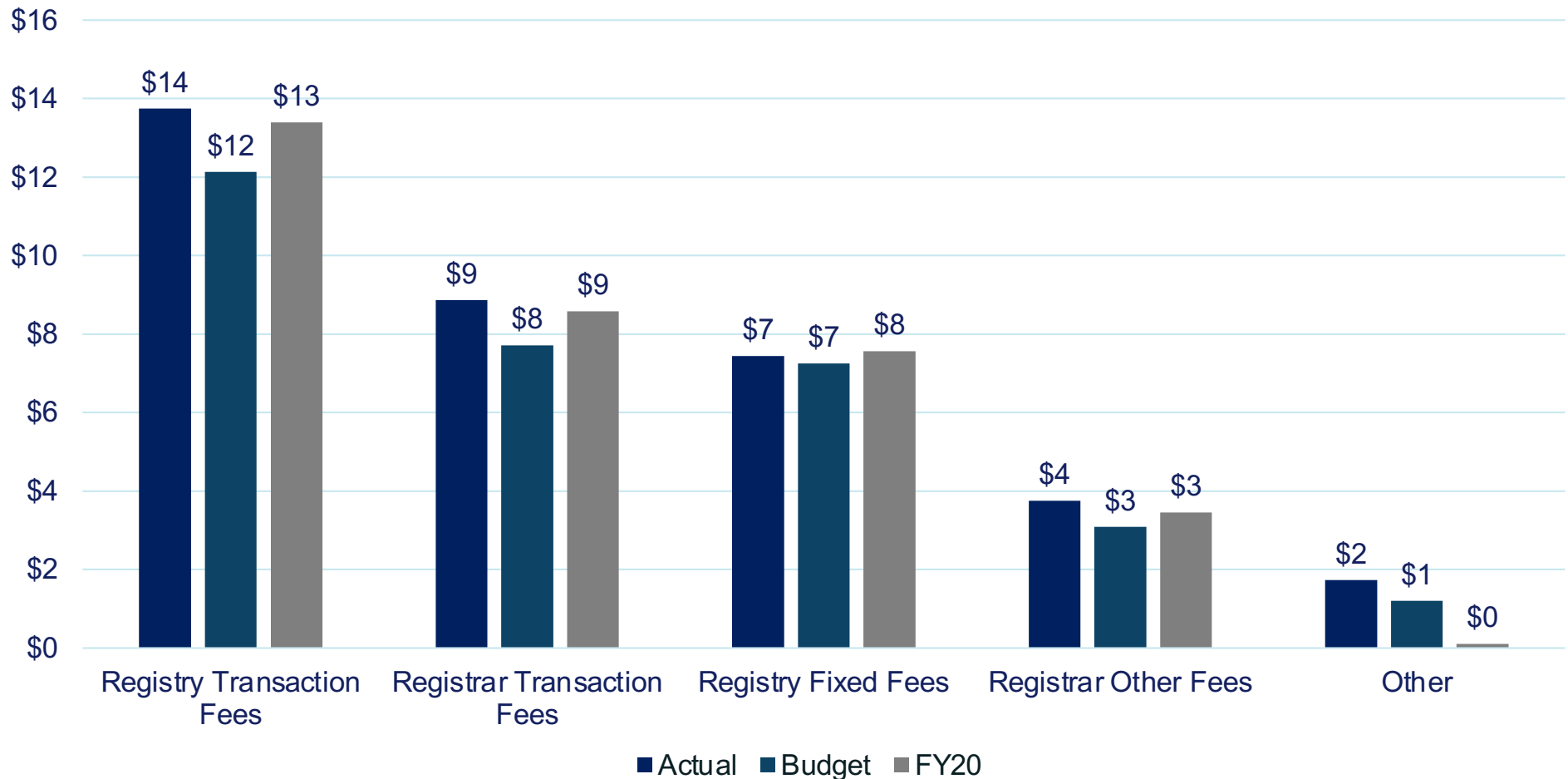


# FY21 (Jul 20 – Sep 20) Funding vs Budget & FY20

*\$USD in Millions*

- Funding higher than Budget driven by higher than planned transaction fees

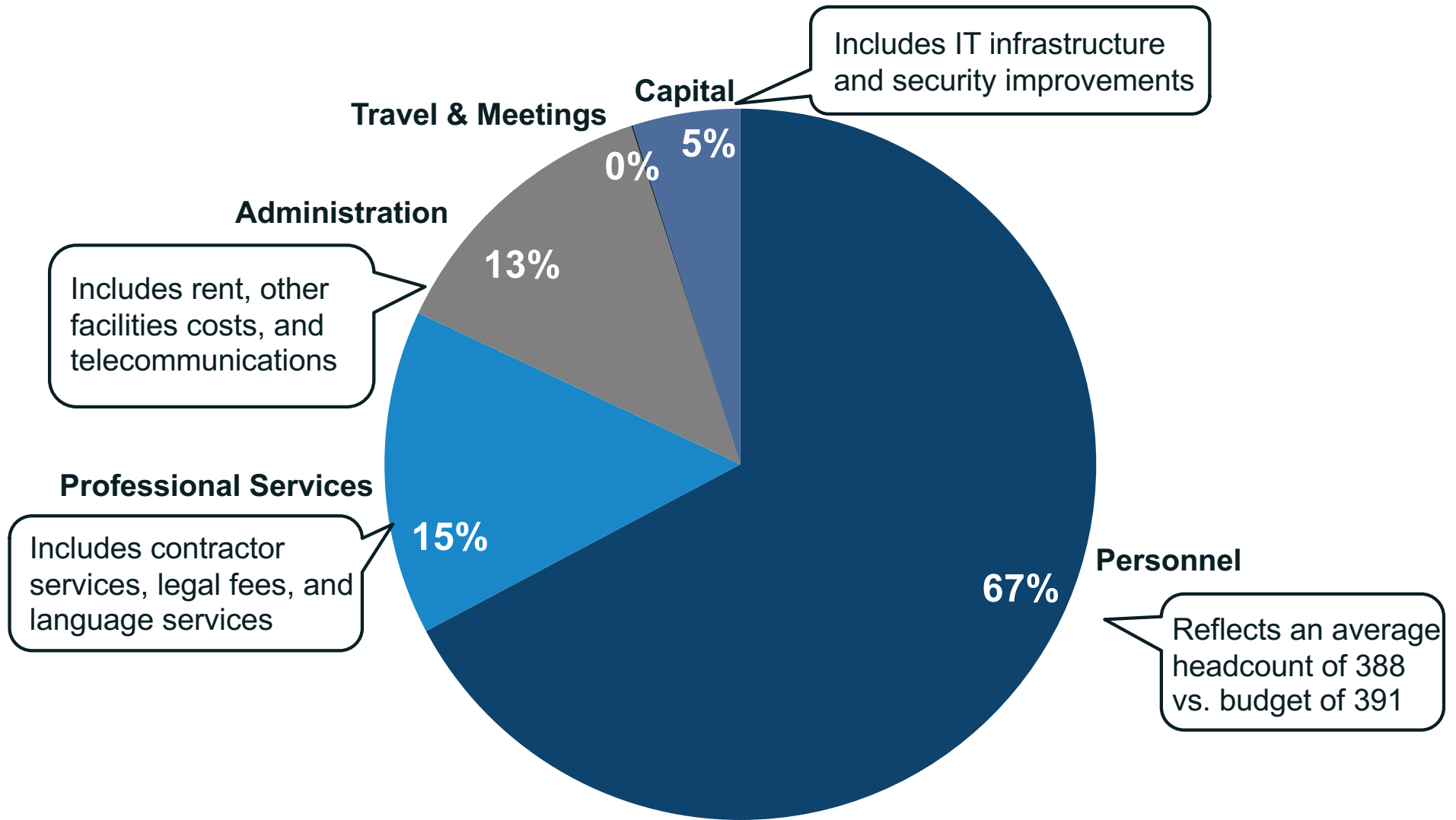
<b>Actual:</b>	<b>\$ 36M</b>
<b>Budget:</b>	<b>\$ 31M</b>
<b>FY20:</b>	<b>\$ 33M</b>



# FY21 (Jul 20 – Sep 20) Expenses by Cost Category

*\$USD in Millions*

## FY21 YTD Expenses- \$37M

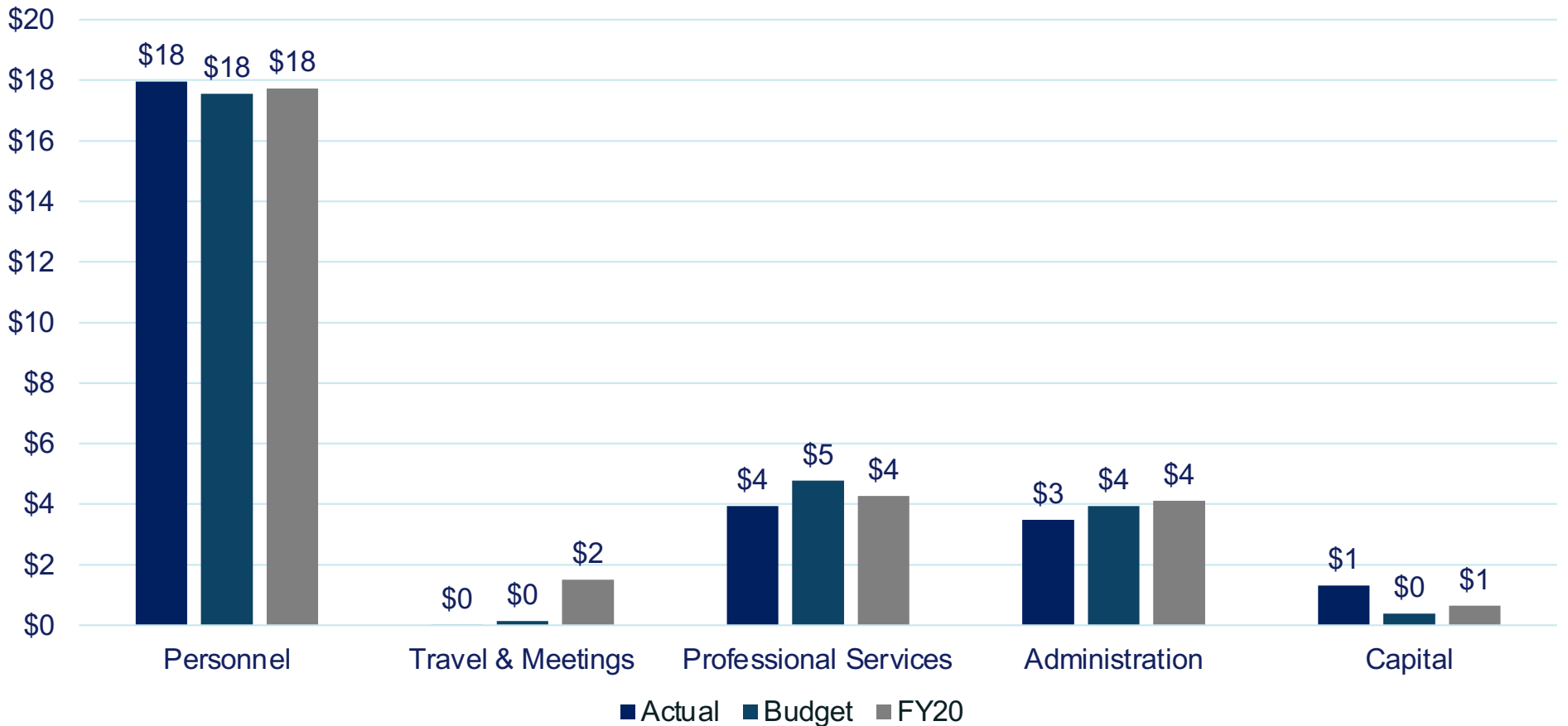


# FY21 (Jul 20 – Sep 20) Operating & Capital Expense

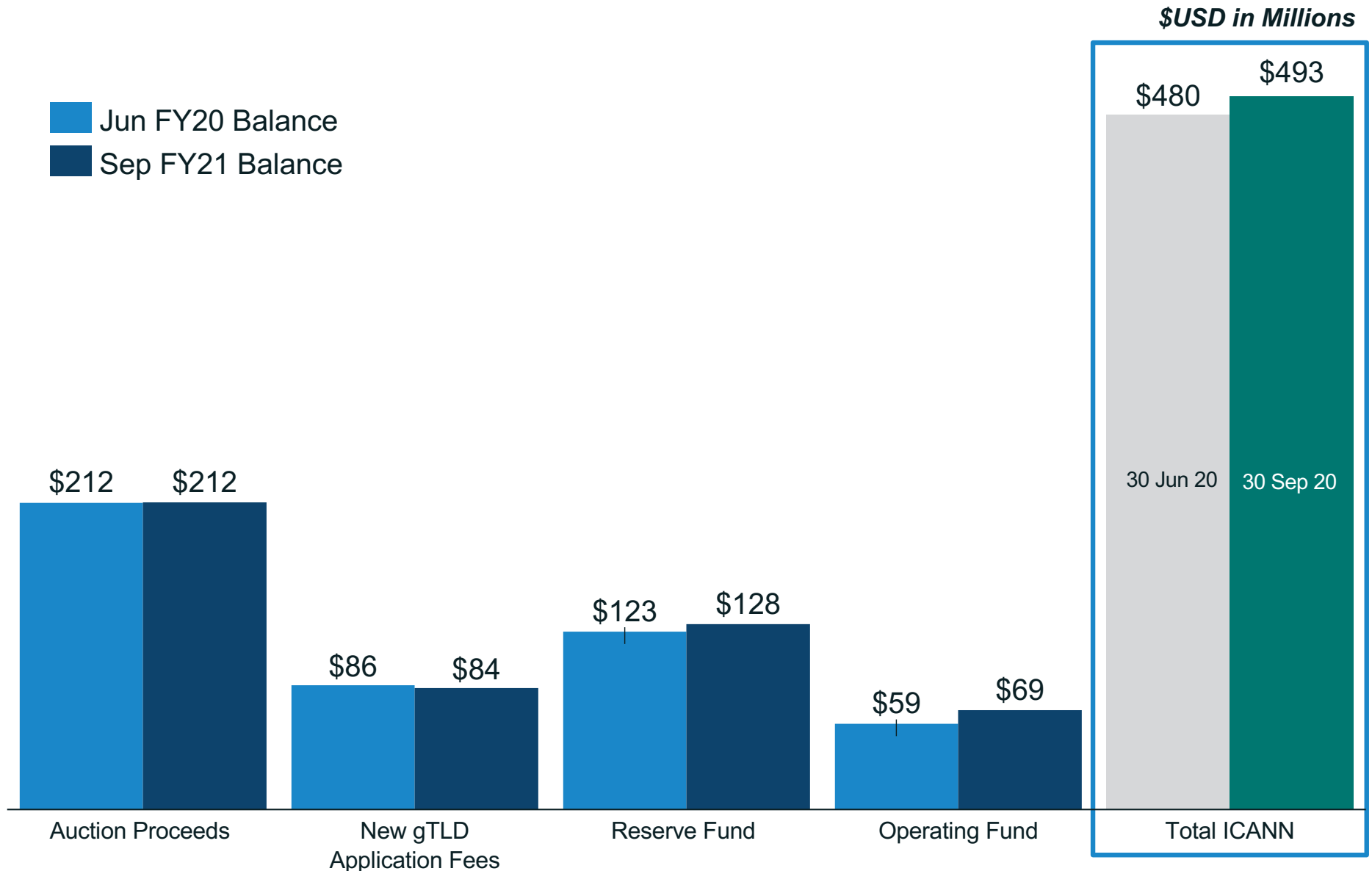
\$USD in Millions

- Lower Travel & Meetings due to travel restrictions from the COVID-19 pandemic

<b>Actual:</b>	<b>\$ 27M</b>
<b>Budget:</b>	<b>\$ 27M</b>
<b>FY20:</b>	<b>\$ 28M</b>



# FY21 Funds Under Management



*Total ICANN represents sum of month-end balances for all accounts*



# New gTLD Program

# New gTLD Program – Multiyear Forecast (as of Sep 2020)

Application Fees Collected: \$361M

*\$USD in Millions*

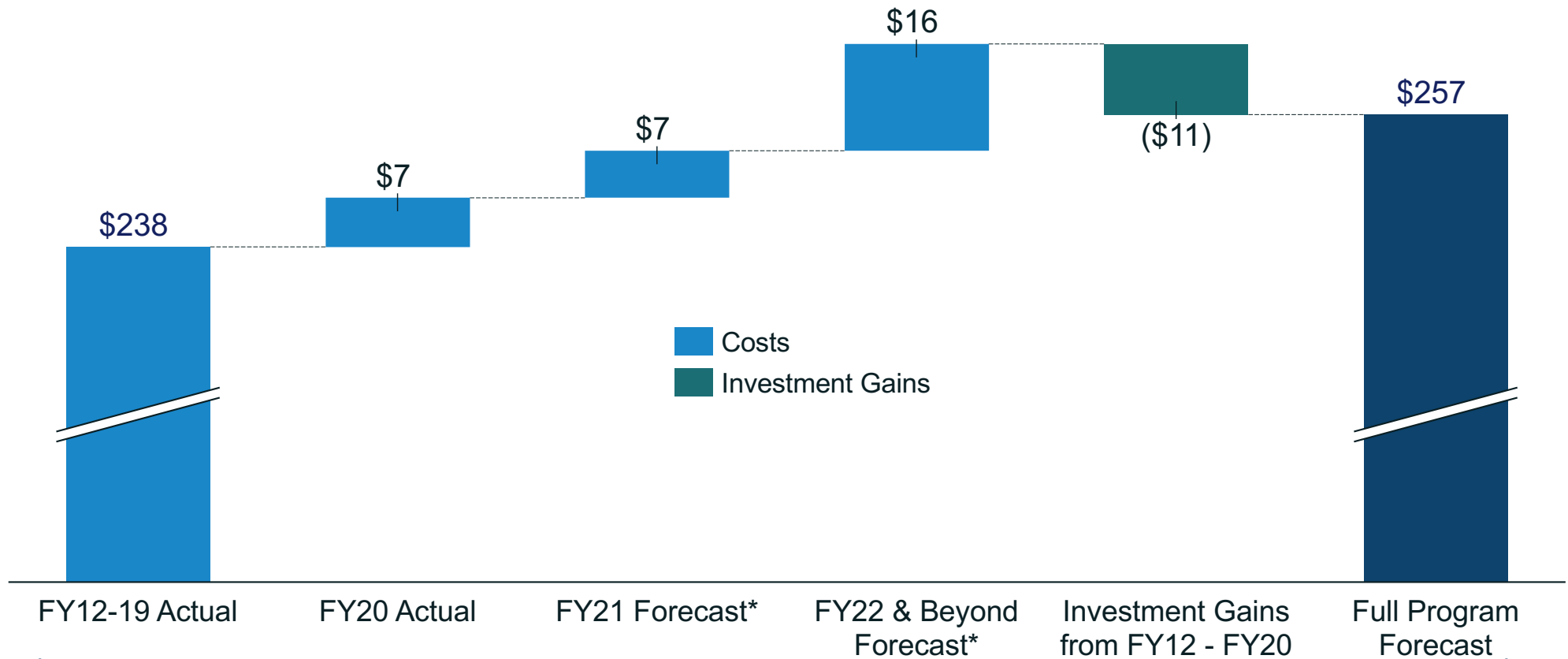
- Projected Refunds: \$53M

**Applicant Fees Net of Refunds: \$308M**

- Projected Program Costs: \$268M

+ Investment Gains from FY12 - FY20: \$11M

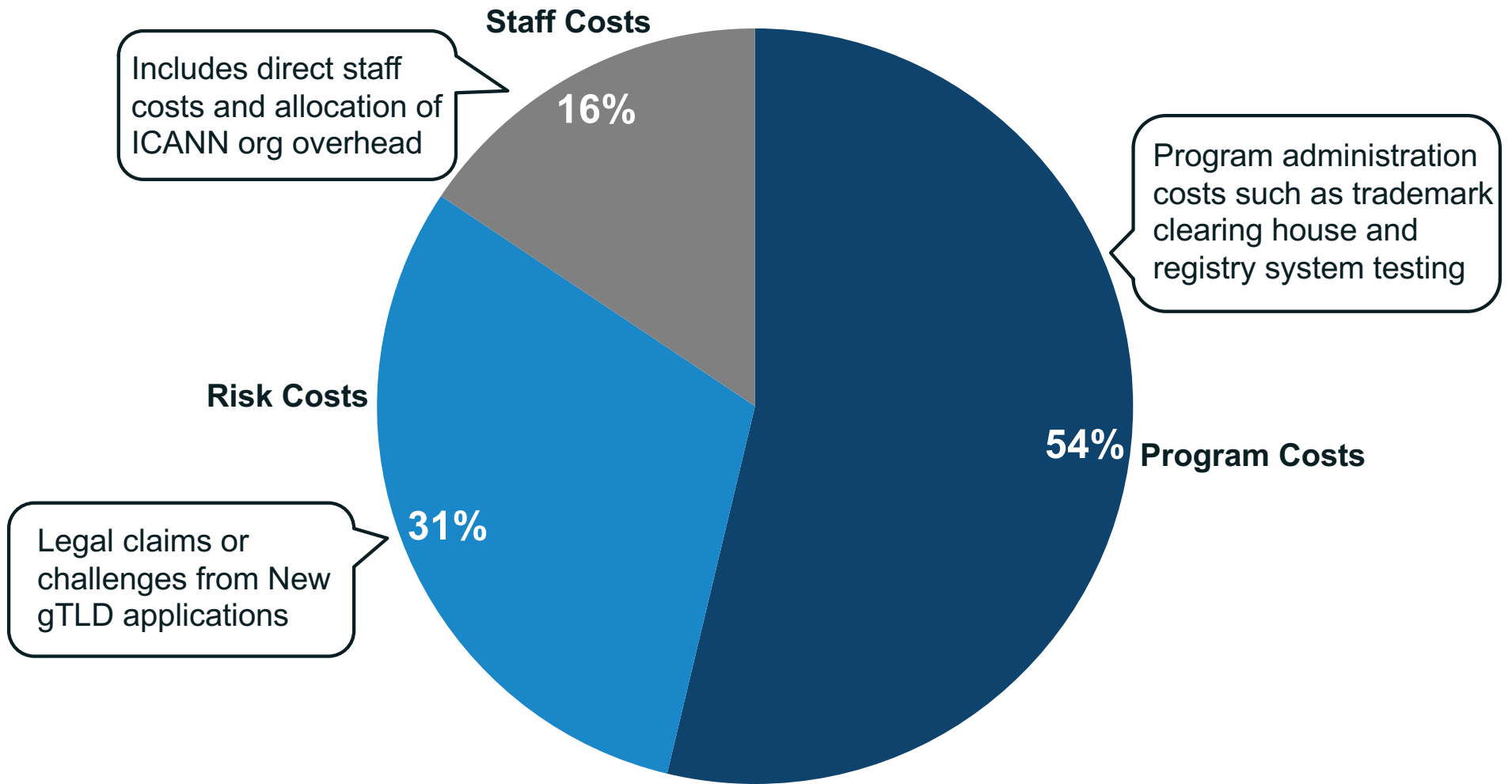
**Projected Remaining Funds: \$51M (for unexpected expenses including Risk Costs)**



# FY21 Forecast (Full Year) New gTLD Expenses

*\$USD in Millions*

## FY21 New gTLD Expenses- \$7M



# Appendix

## Supplemental Financials

# FY21 Statement of Position as of 30 September 2020

\$USD in Millions

Unaudited	September 30, 2020			June 30, 2020			Increase/ (Decrease)		
	ICANN Ops	New gTLD	Total	ICANN Ops	New gTLD	Total	ICANN Ops	New gTLD	Total
<b>ASSETS</b>									
Funds Under Management	196.6	296.0	492.6	182.4	297.8	480.1	14.2	(1.7)	12.5
Receivables	33.6	0.0	33.6	33.7	0.0	33.7	(0.2)	(0.0)	(0.2)
Prepaid Expenses	2.9	0.0	2.9	3.1	0.0	3.1	(0.2)	0.0	(0.2)
Plant, Property & Equipment - Net	14.9	0.0	14.9	14.5	0.0	14.5	0.4	0.0	0.4
Other Assets	1.4	0.2	1.5	2.4	(0.9)	1.4	(1.0)	1.1	0.1
<b>TOTAL ASSETS</b>	<b>249.4</b>	<b>296.2</b>	<b>545.6</b>	<b>236.1</b>	<b>296.8</b>	<b>532.9</b>	<b>13.3</b>	<b>(0.6)</b>	<b>12.7</b>
<b>LIABILITIES AND NET ASSETS</b>									
Accounts Payable & Accrued Liabilities	11.5	3.9	15.4	12.5	1.8	14.3	(1.0)	2.2	1.2
Deferred Funding	1.1	33.6	34.7	1.1	34.5	35.6	0.0	(0.9)	(0.9)
Other Liabilities	0.0	0.0	0.0	0.0	0.0	0.0	0.0	0.0	0.0
<b>TOTAL LIABILITIES</b>	<b>12.6</b>	<b>37.5</b>	<b>50.2</b>	<b>13.6</b>	<b>36.3</b>	<b>49.9</b>	<b>(1.0)</b>	<b>1.3</b>	<b>0.3</b>
<b>UNRESTRICTED/RESTRICTED ASSETS</b>	<b>222.5</b>	<b>260.5</b>	<b>483.0</b>	<b>199.6</b>	<b>270.1</b>	<b>469.8</b>	<b>22.8</b>	<b>(9.6)</b>	<b>13.2</b>
<b>CURRENT YEAR CHANGE IN NET ASSETS</b>	<b>14.3</b>	<b>(1.9)</b>	<b>12.4</b>	<b>22.8</b>	<b>(9.6)</b>	<b>13.2</b>	<b>(8.5)</b>	<b>7.8</b>	<b>(0.8)</b>
<b>TOTAL NET ASSETS</b>	<b>236.8</b>	<b>258.6</b>	<b>495.4</b>	<b>222.5</b>	<b>260.5</b>	<b>483.0</b>	<b>14.3</b>	<b>(1.9)</b>	<b>12.4</b>
<b>TOTAL LIABILITIES &amp; NET ASSETS</b>	<b>249.4</b>	<b>296.2</b>	<b>545.6</b>	<b>236.1</b>	<b>296.8</b>	<b>532.9</b>	<b>13.3</b>	<b>(0.6)</b>	<b>12.7</b>

# FY21 Cash Flow Synopsis as of 30 September 2020

*\$USD in Millions*

Unaudited	FY21		
	Total ICANN	NewgTLD	Total
<b>Funds Under Management Beginning of Period</b>	<b>\$182.4</b>	<b>\$297.8</b>	<b>\$480.1</b>
Collected/ (refunded) from contributors/parties	35.7	(0.0)	35.7
Auction Proceeds	0.0	0.0	0.0
Paid to Employees	(16.6)	(0.2)	(16.8)
Paid to Vendors	(9.6)	(0.7)	(10.3)
Paid to vendors and employees on behalf of New gTLD	(1.7)	1.7	(0.0)
Reimbursement of payments to vendors and employees above, from New gTLD to ICANN Ops:			
Payments to vendors	2.6	(2.6)	0.0
NgTLD team costs (Paid to employees)	0.2	(0.2)	0.0
Historical Development Costs	0.0	0.0	0.0
Change in investment market value (excludes transfers to/ from operating account)	5.0	0.3	5.3
Capital Expenditures	(1.3)	0.0	(1.3)
<b>Funds Under Management End of Period</b>	<b>\$196.6</b>	<b>\$296.0</b>	<b>\$492.6</b>

# New gTLD Multiyear Cost Details

New gTLD Program	Statement of Activities by Fiscal Year					Statement of Activities for Full Program (Dec 2020) Current
	FY12 - FY19 Actual	FY20 Actual	FY21 Forecast	FY22 Budget	FY23 & Beyond Forecast	
New gTLD Applicant Fees	335	(8)	9	8	17	361
Refunds	(50)	(0)	(1)	(0)	(1)	(52)
<b>Applicant Fees (Net of Refunds)</b>	<b>\$ 285</b>	<b>\$ (9)</b>	<b>\$ 8</b>	<b>\$ 8</b>	<b>\$ 16</b>	<b>\$ 308</b>
Initial and Extended Evaluation	(68)	-	-	-	-	(68)
Quality Control and Objection Processes	(11)	-	-	-	-	(11)
Pre-delegation	(12)	-	-	-	-	(12)
Program Costs	(35)	(2)	(4)	(4)	(9)	(55)
Staff Costs	(55)	(1)	(1)	(1)	(2)	(61)
<b>Operating Expenses</b>	<b>\$ (181)</b>	<b>\$ (4)</b>	<b>\$ (5)</b>	<b>\$ (5)</b>	<b>\$ (11)</b>	<b>\$ (206)</b>
Historical Development Costs	(32)	-	-	-	-	(32)
Risk Costs	(22)	(4)	(2)	-	-	(28)
<b>Non Operating Expenses</b>	<b>\$ (54)</b>	<b>\$ (4)</b>	<b>\$ (2)</b>	<b>\$ -</b>	<b>\$ -</b>	<b>\$ (60)</b>
<b>Other Income/(Expense)</b>	<b>\$ (2)</b>	<b>\$ 0</b>	<b>\$ -</b>	<b>\$ -</b>	<b>\$ -</b>	<b>\$ (2)</b>
<b>Investment Income/(Expense)</b>	<b>\$ 9</b>	<b>\$ 2</b>	<b>\$ 0</b>	<b>\$ -</b>	<b>\$ -</b>	<b>\$ 11</b>
<b>Total Expenses</b>	<b>\$ (229)</b>	<b>\$ (5)</b>	<b>\$ (7)</b>	<b>\$ (5)</b>	<b>\$ (11)</b>	<b>\$ (257)</b>
<b>Net Remaining New gTLD Funds</b>	<b>\$ 56</b>	<b>\$ (14)</b>	<b>\$ 1</b>	<b>\$ 3</b>	<b>\$ 5</b>	<b>\$ 51</b>