

# ICANN Unaudited Quarterly Financials – Fiscal Year 2020

June 2020



# ICANN Operations

# FY20 (Jul 19 – Jun 20) Financial Overview

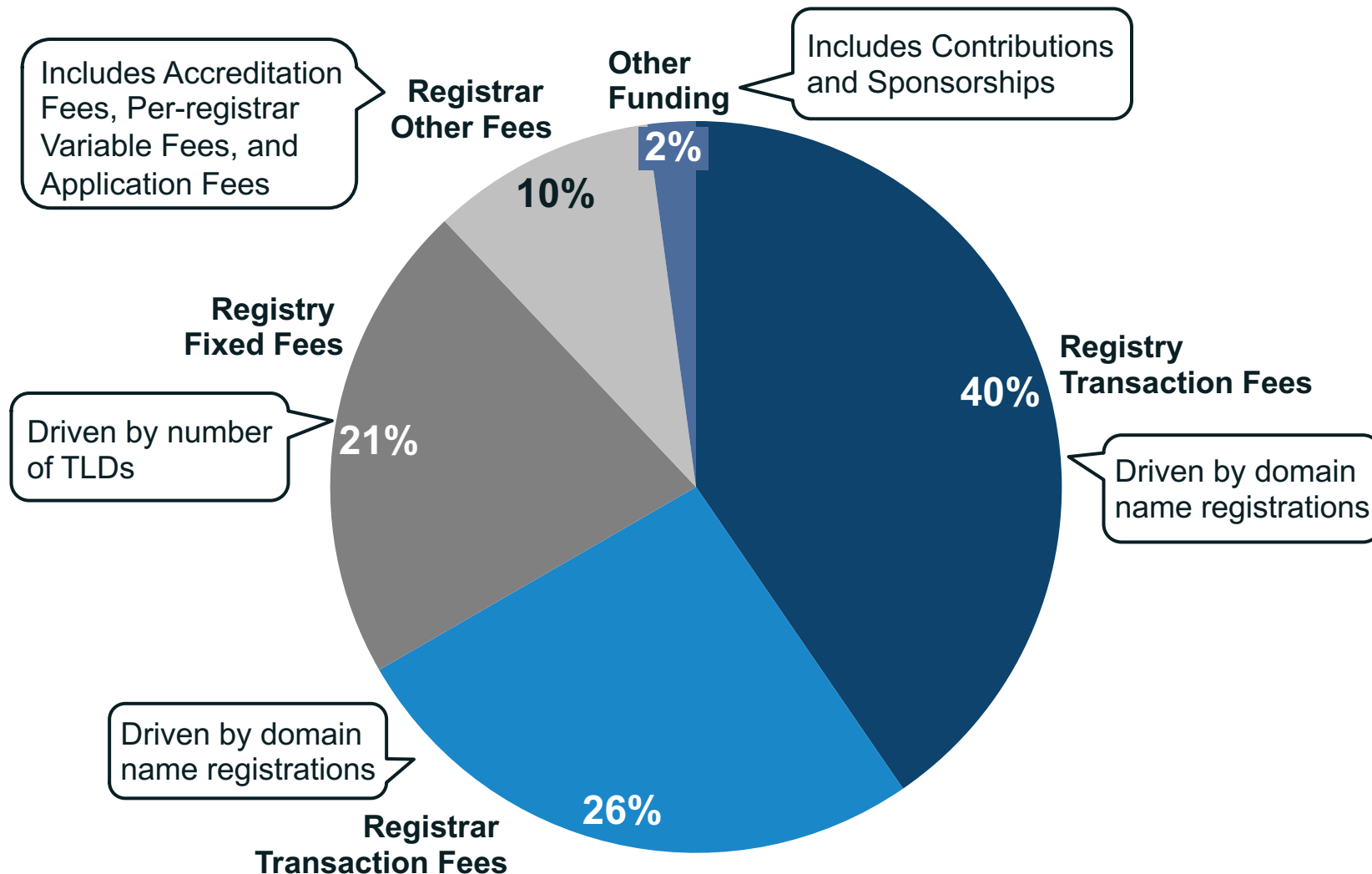
*\$USD in Millions*

ICANN Operations	FY20 Actual	FY20 Budget	Var	% Var	FY19 Actual	Var	% Var
<b>Funding</b>	\$141	\$140	\$1	0%	\$136	\$4	3%
<b>Expenses</b>	\$126	\$137	\$11	8%	\$130	\$4	3%
<b>Net Operating Excess/(Deficit)</b>	<b>\$14</b>	<b>\$3</b>	<b>\$11</b>	<b>n/a</b>	<b>\$6</b>	<b>\$8</b>	<b>n/a</b>
<b>Average Headcount</b>	<b>388</b>	<b>405</b>	<b>17</b>	<b>4%</b>	<b>389</b>	<b>1</b>	<b>0%</b>

# FY20 (Jul 19 – Jun 20) Funding by Category

*\$USD in Millions*

## FY20 Funding- \$141M

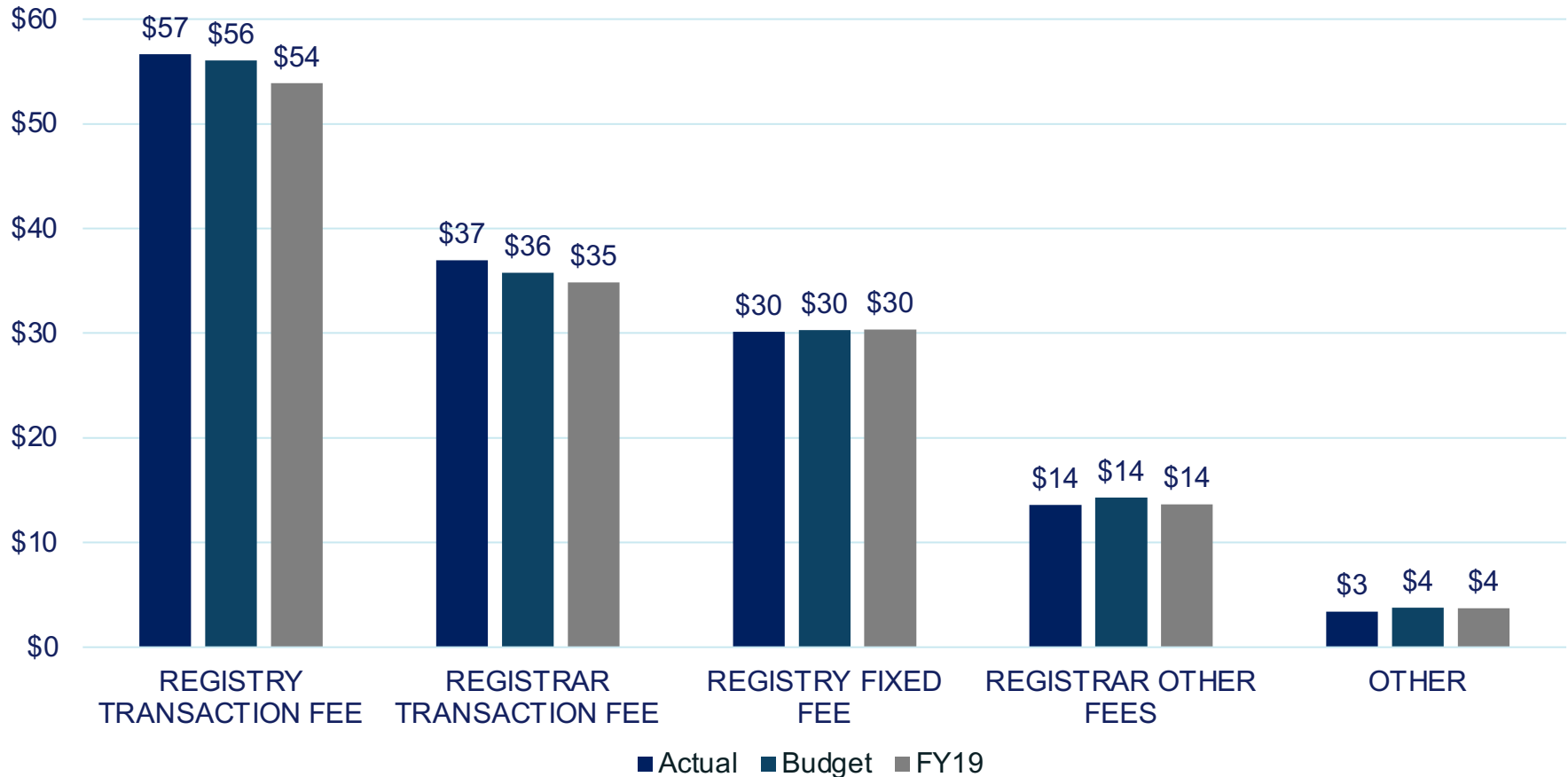


# FY20 (Jul 19 – Jun 20) Funding vs Budget & FY19

*\$USD in Millions*

- Funding slightly higher than Budget due to higher than planned transaction fees

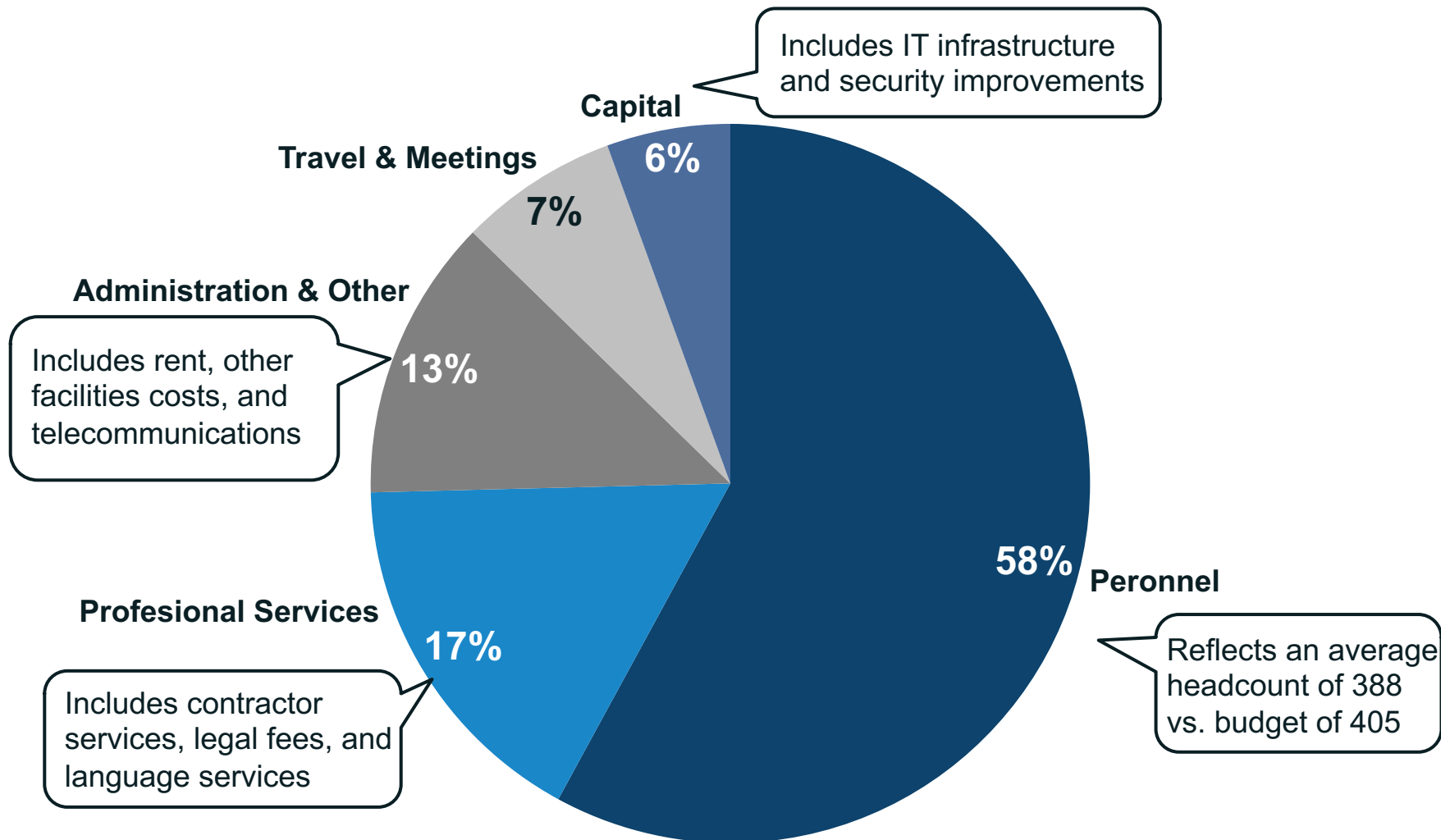
<b>Actual:</b>	<b>\$ 141M</b>
<b>Budget:</b>	<b>\$ 140M</b>
<b>FY19:</b>	<b>\$ 137M</b>



# FY20 (Jul 19 – Jun 20) Expenses by Cost Category

*\$USD in Millions*

## FY20 Expenses- \$126M

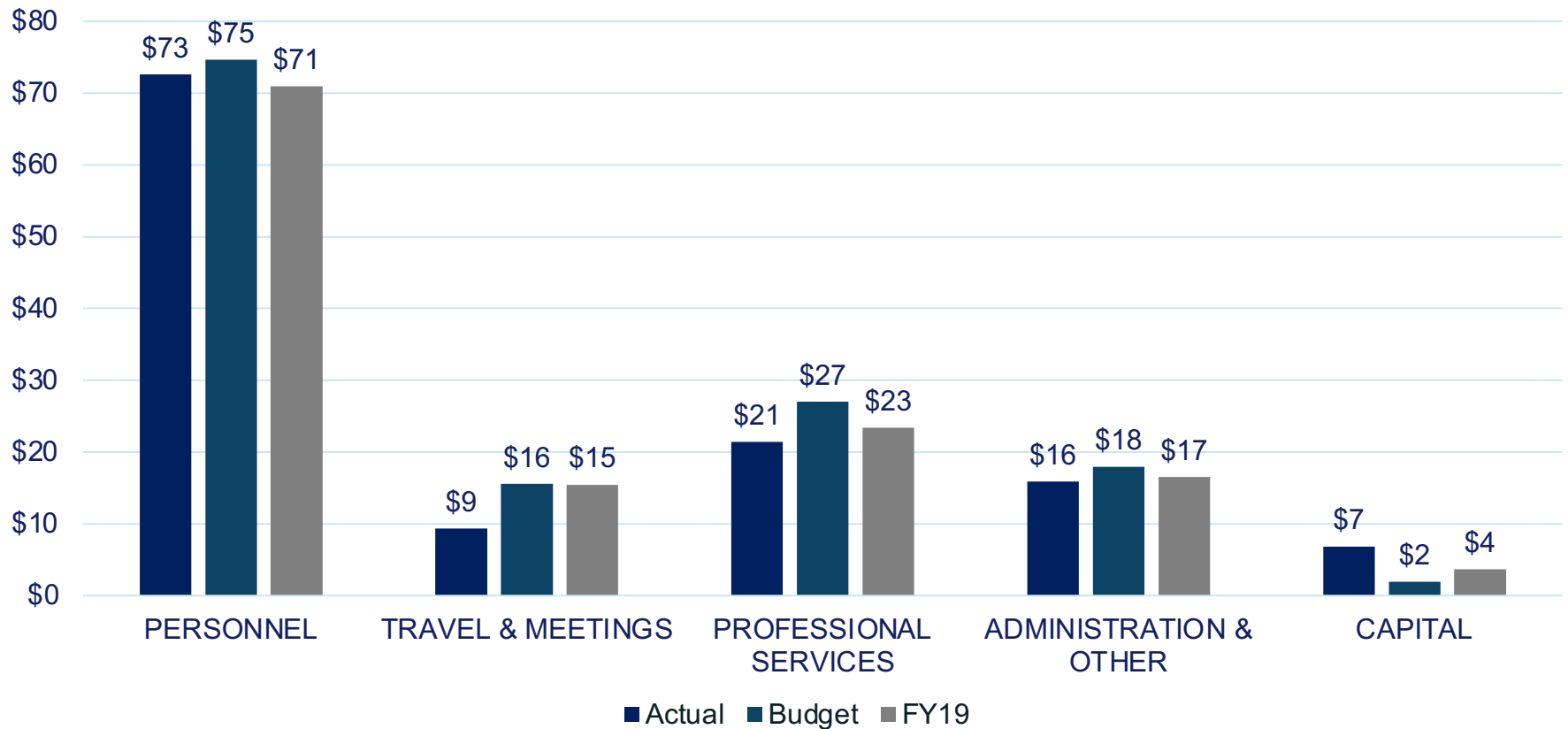


# FY20 (Jul 19 – Jun 20) Operating & Capital Expense

*\$USD in Millions*

- Lower Personnel costs and Travel & Meetings savings due to travel restrictions from the COVID-19 pandemic

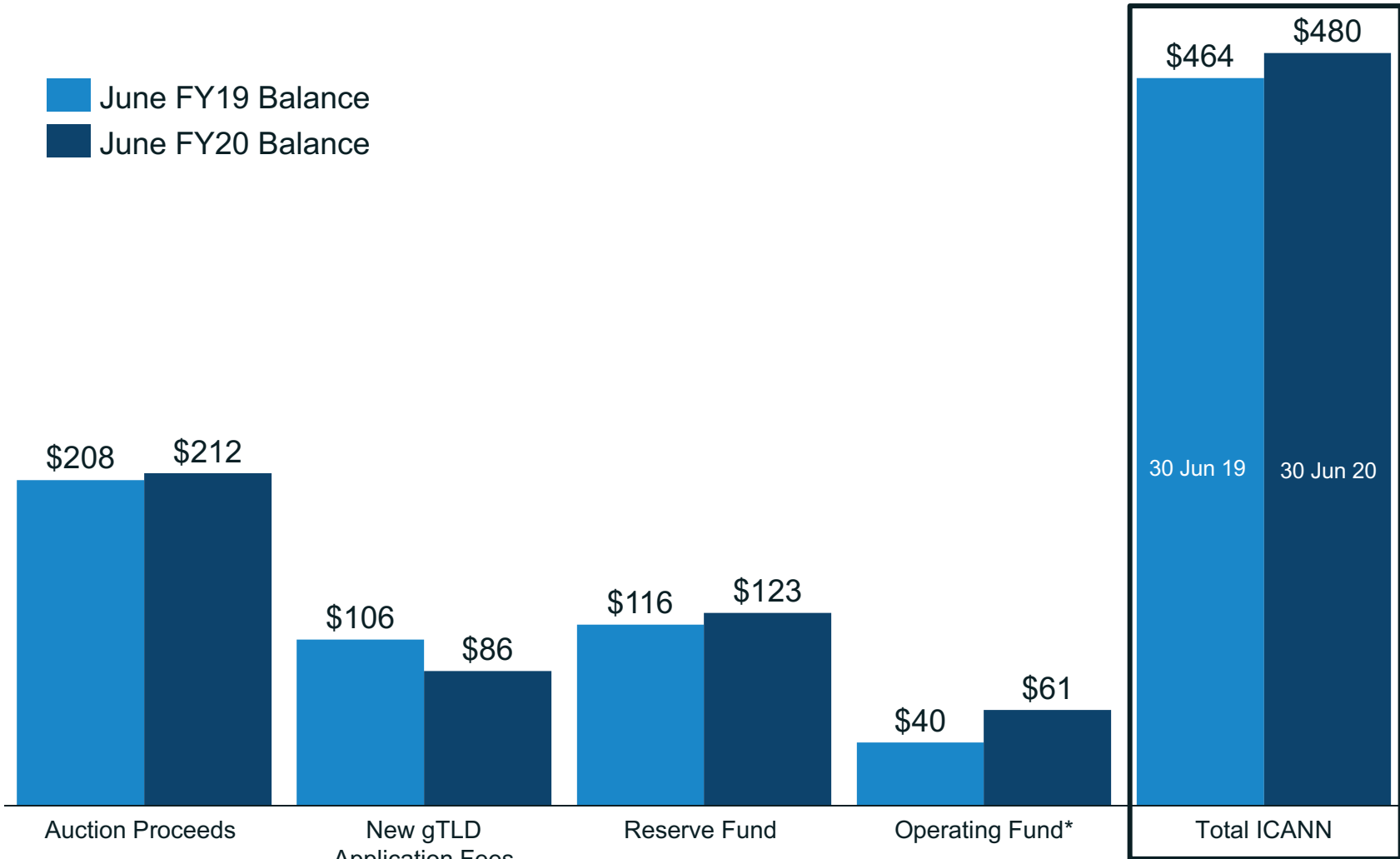
**Actual: \$ 126M**  
**Budget: \$ 137M**  
**FY19: \$ 130M**



# FY20 Funds Under Management

\$USD in Millions

■ June FY19 Balance  
■ June FY20 Balance



Total ICANN represents sum of month-end balances for all accounts

\*Blue bars represent month-end balances except for Operating Fund which show rolling 3-month averages



# New gTLD Program

# New gTLD Program – Multiyear Forecast (as of Jun 2020)

Application Fees Collected: \$361M

*\$USD in Millions*

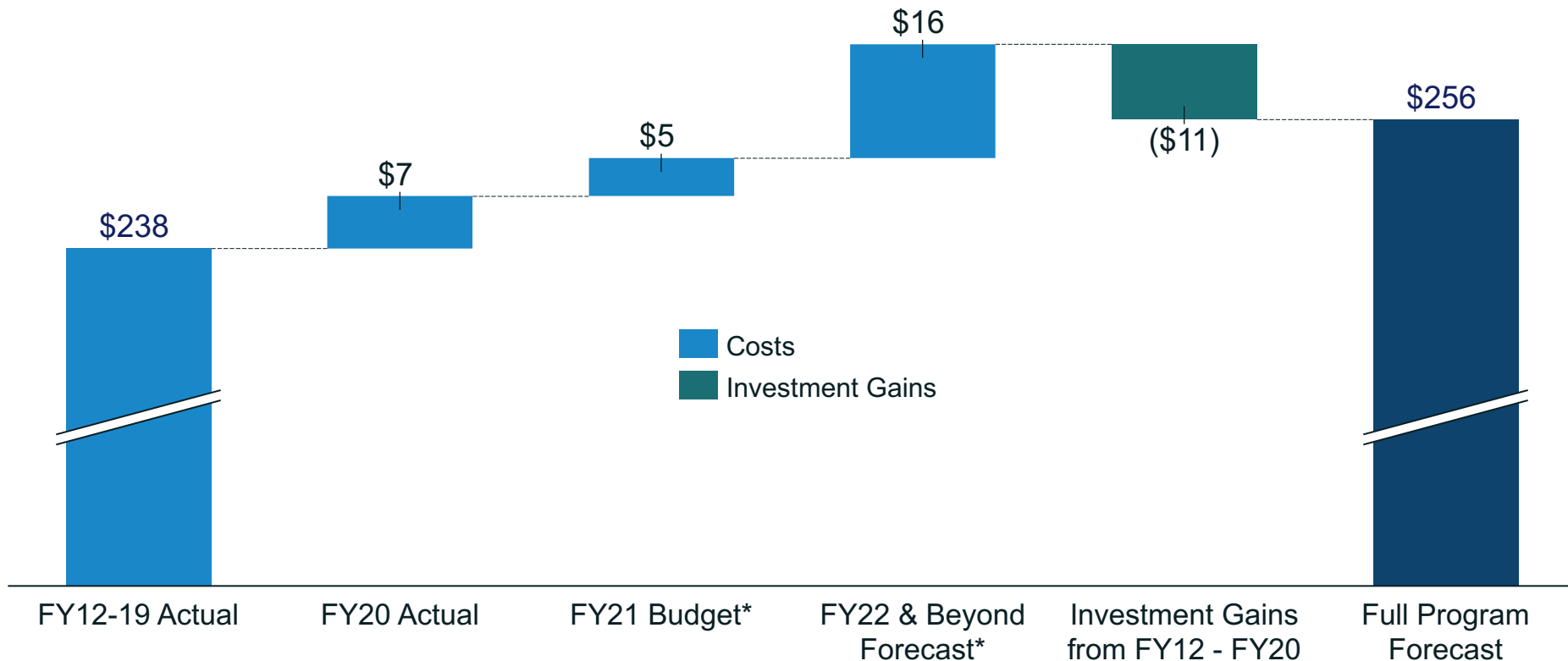
- Projected Refunds: \$53M

**Applicant Fees Net of Refunds: \$308M**

- Projected Program Costs: \$266M

+ Investment Gains from FY12 - FY20: \$11M

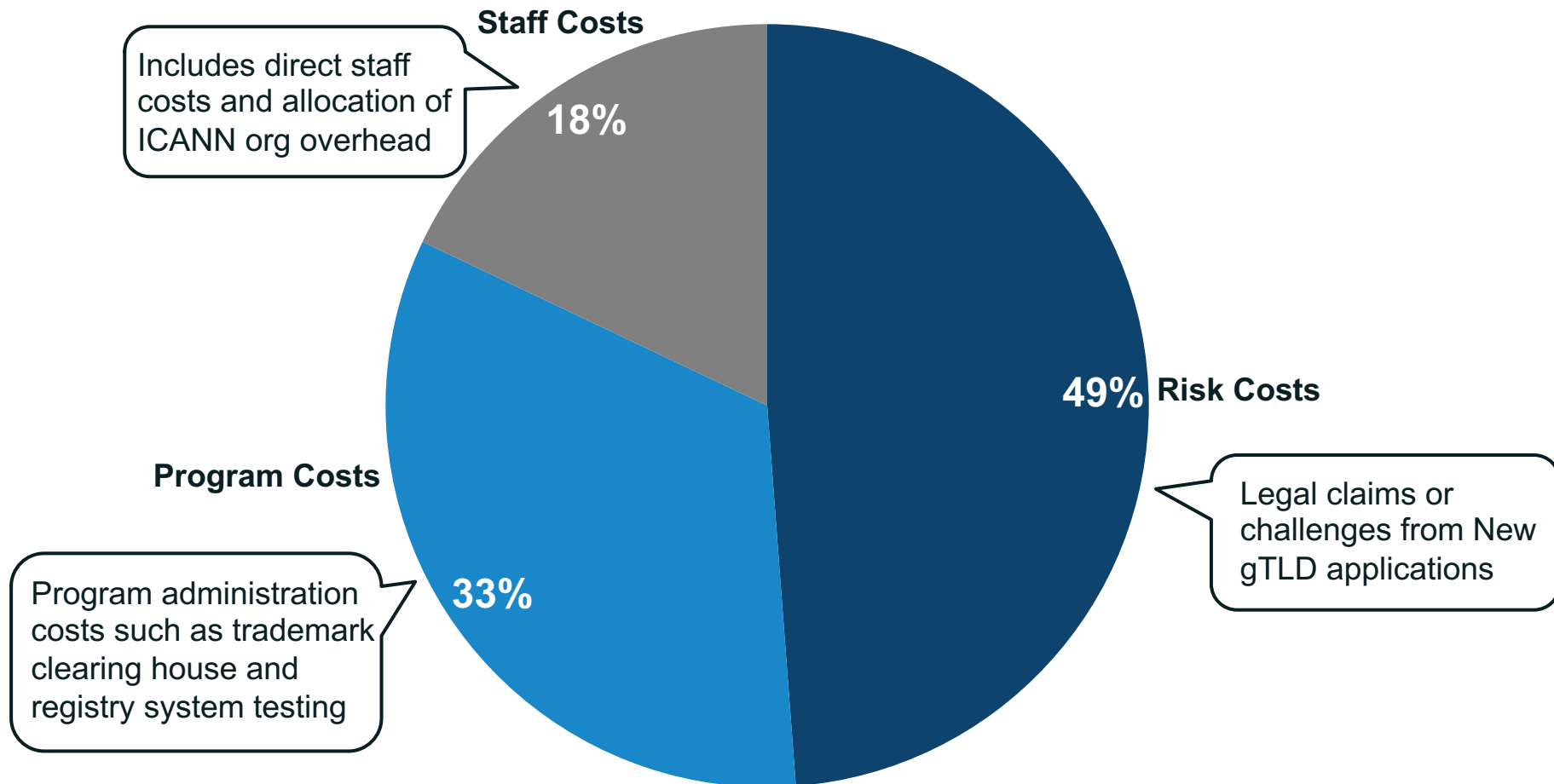
**Projected Remaining Funds: \$53M (for unexpected expenses including Risk Costs)**



# FY20 (Jul 19 – Jun 20) New gTLD Expenses

*\$USD in Millions*

## FY20 New gTLD Expenses- \$7M



# Appendix

## Supplemental Financials

# FY20 Statement of Position as of 30 June 2020

*\$USD in Millions*

Unaudited	June 30, 2020			June 30, 2019			Increase/(Decrease)		
	ICANN Ops	New gTLD	Total	ICANN Ops	New gTLD	Total	ICANN Ops	New gTLD	Total
<b>ASSETS</b>									
Funds Under Management	182.4	297.8	480.1	150.5	313.7	464.2	31.9	(15.9)	15.9
Receivables	33.7	0.0	33.7	34.4	0.2	34.6	(0.6)	(0.2)	(0.9)
Prepaid Expenses	3.1	0.0	3.1	3.6	0.0	3.6	(0.5)	0.0	(0.5)
Plant, Property & Equipment - Net	14.5	0.0	14.5	10.2	0.0	10.2	4.2	0.0	4.2
Other Assets	2.4	(0.9)	1.4	16.3	(15.3)	1.0	(13.9)	14.3	0.4
<b>TOTAL ASSETS</b>	<b>236.1</b>	<b>296.8</b>	<b>532.9</b>	<b>215.0</b>	<b>298.6</b>	<b>513.6</b>	<b>21.1</b>	<b>(1.8)</b>	<b>19.3</b>
<b>LIABILITIES AND NET ASSETS</b>									
Accounts Payable & Accrued Liabilities	12.5	1.8	14.3	14.2	2.1	16.3	(1.8)	(0.3)	(2.1)
Deferred Funding	1.1	34.5	35.6	1.1	26.4	27.5	0.1	8.1	8.2
Other Liabilities	0.0	0.0	0.0	0.0	0.0	0.0	0.0	0.0	0.0
<b>TOTAL LIABILITIES</b>	<b>13.6</b>	<b>36.3</b>	<b>49.9</b>	<b>15.3</b>	<b>28.5</b>	<b>43.8</b>	<b>(1.7)</b>	<b>7.8</b>	<b>6.1</b>
<b>UNRESTRICTED/RESTRICTED ASSETS</b>	<b>199.6</b>	<b>270.1</b>	<b>469.8</b>	<b>185.1</b>	<b>265.9</b>	<b>451.0</b>	<b>14.5</b>	<b>4.3</b>	<b>18.8</b>
<b>CURRENT YEAR CHANGE IN NET ASSETS</b>	<b>22.8</b>	<b>(9.6)</b>	<b>13.2</b>	<b>14.5</b>	<b>4.3</b>	<b>18.8</b>	<b>8.3</b>	<b>(13.9)</b>	<b>(5.6)</b>
<b>TOTAL NET ASSETS</b>	<b>222.5</b>	<b>260.5</b>	<b>483.0</b>	<b>199.6</b>	<b>270.1</b>	<b>469.8</b>	<b>22.8</b>	<b>(9.6)</b>	<b>13.2</b>
<b>TOTAL LIABILITIES &amp; NET ASSETS</b>	<b>236.1</b>	<b>296.8</b>	<b>532.9</b>	<b>215.0</b>	<b>298.6</b>	<b>513.6</b>	<b>21.1</b>	<b>(1.8)</b>	<b>19.3</b>

# FY20 Cash Flow Synopsis as of 30 June 2020

*\$USD in Millions*

Unaudited	FY20		Total
	Total ICANN	New gTLD	
<b>Funds Under Management Beginning of Period</b>	<b>\$150.5</b>	<b>\$313.7</b>	<b>\$464.2</b>
Collected/ (refunded) from contributors/parties	141.4	(0.4)	141.0
Auction Proceeds	0.0	0.0	0.0
Paid to Employees	(73.6)	(0.7)	(74.3)
Paid to Vendors	(46.6)	(6.8)	(53.4)
Paid to vendors and employees on behalf of New gTLD	13.4	(13.5)	(0.1)
Reimbursement of payments to vendors and employees above, from New gTLD to ICANN Ops:			
Payments to vendors	0.2	(0.2)	0.0
NgTLD team costs (Paid to employees)	0.7	(0.7)	0.0
Historical Development Costs	0.0	0.0	0.0
Change in investment market value (excludes transfers to/ from operating account)	4.4	6.3	10.8
Capital Expenditures	(8.0)	0.0	(8.0)
<b>Funds Under Management End of Period</b>	<b>\$182.4</b>	<b>\$297.8</b>	<b>\$480.1</b>

# New gTLD Multiyear Cost Details

New gTLD Program	Statement of Activities by Fiscal Year				Statement of Activities for Full Program (April 2020) Current Estimate
	FY12 - FY19 Actual	FY20 Actual	FY21 Budget	FY22 & Beyond Forecast	
New gTLD Applicant Fees	335	(8)	9	25	361
Refunds	(50)	(1)	(1)	(1)	(53)
<b>Applicant Fees (Net of Refunds)</b>	<b>\$ 285</b>	<b>\$ (9)</b>	<b>\$ 8</b>	<b>\$ 24</b>	<b>\$ 308</b>
Evaluation and Start Up Costs	(79)	-	-	-	(79)
Program Costs	(47)	(2)	(4)	(12)	(66)
Staff Costs	(55)	(1)	(1)	(4)	(62)
<b>Operating Expenses</b>	<b>\$ (181)</b>	<b>\$ (4)</b>	<b>\$ (5)</b>	<b>\$ (16)</b>	<b>\$ (206)</b>
Historical Development Costs	(32)	-	-	-	(32)
Risk Costs	(22)	(4)	-	-	(25)
<b>Non Operating Expenses</b>	<b>\$ (54)</b>	<b>\$ (4)</b>	<b>\$ -</b>	<b>\$ -</b>	<b>\$ (58)</b>
<b>Other Income/(Expense)</b>	<b>\$ (2)</b>	<b>\$ 0</b>	<b>\$ -</b>	<b>\$ -</b>	<b>\$ (2)</b>
<b>Investment Income/(Expense)</b>	<b>\$ 9</b>	<b>\$ 2</b>	<b>\$ -</b>	<b>\$ -</b>	<b>\$ 11</b>
<b>Total Expenses</b>	<b>\$ (229)</b>	<b>\$ (5)</b>	<b>\$ (5)</b>	<b>\$ (16)</b>	<b>\$ (256)</b>
<b>Net Remaining New gTLD Funds</b>	<b>\$ 56</b>	<b>\$ (14)</b>	<b>\$ 3</b>	<b>\$ 8</b>	<b>\$ 53</b>

# ICANN Public Meetings



# ICANN66- Expense by Category

*\$USD in Millions*

ICANN66 - Montreal November 2019	Total Actual	Total Budget	(Higher)/ Lower
Attendee Travel	2.0	2.0	0.0
Audio/Visual	0.7	0.8	0.0
Catering	0.5	0.5	0.0
Language Services	0.3	0.3	0.0
Meeting Space	0.3	0.3	(0.0)
Other	0.1	0.2	0.1
<b>Total Expenses</b>	<b>3.6</b>	<b>4.0</b>	<b>0.4</b>
Staff & Board Attendees	226	248	22
Contractor Attendees	64	68	4
Constituent Attendees	249	241	(8)
<b>Total ICANN Funded Attendees</b>	<b>539</b>	<b>557</b>	<b>18</b>

- Fewer Staff Travelers offset by higher than planned constituent travelers
- Other lower than budget \$70K due to shuttle services not needed

# ICANN67- Expense by Category

*\$USD in Millions*

ICANN67 - Cancun(Virtual) March 2020	Total Actual	Total Budget	(Higher)/ Lower
Attendee Travel	0.5	2.2	1.7
Audio/Visual	0.4	0.9	0.5
Catering	0.0	0.4	0.3
Language Services	0.2	0.3	0.1
Meeting Space	0.1	0.3	0.2
Other	0.1	0.1	0.1
<b>Total Expenses</b>	<b>1.4</b>	<b>4.2</b>	<b>2.8</b>
Staff & Board Attendees	0	233	233
Contractor Attendees	0	70	70
Constituent Attendees	0	225	225
<b>Total ICANN Funded Attendees</b>	<b>0</b>	<b>528</b>	<b>528</b>

- Total Actual includes cancellation fees for flights, audio/visual, language services, other contractors and meeting merchandise.

# ICANN68- Expense by Category

*\$USD in Millions*

ICANN68 - Kuala Lumpur (Virtual) June 2020	Total Actual	Total Budget	(Higher)/ Lower
Attendee Travel	0.1	2.0	1.9
Audio/Visual	0.0	0.4	0.4
Catering	0.0	0.3	0.3
Language Services	0.3	0.2	(0.1)
Meeting Space	0.1	0.4	0.3
Other	0.0	0.1	0.0
<b>Total Expenses</b>	<b>0.4</b>	<b>3.4</b>	<b>3.0</b>
Staff & Board Attendees	0	218	218
Contractor Attendees	0	65	65
Constituent Attendees	0	225	225
<b>Total ICANN Funded Attendees</b>	<b>0</b>	<b>508</b>	<b>508</b>

- Majority of expenses for virtual meetings are the language services costs for transcription and translation. Language Services expenses are over budget due to incremental equipment rental.
- Travel expenses are for site visits that occurred before the Covid-19 global pandemic.

# ICANN Meeting – Total Attendance and Costs

*\$USD in Millions*

