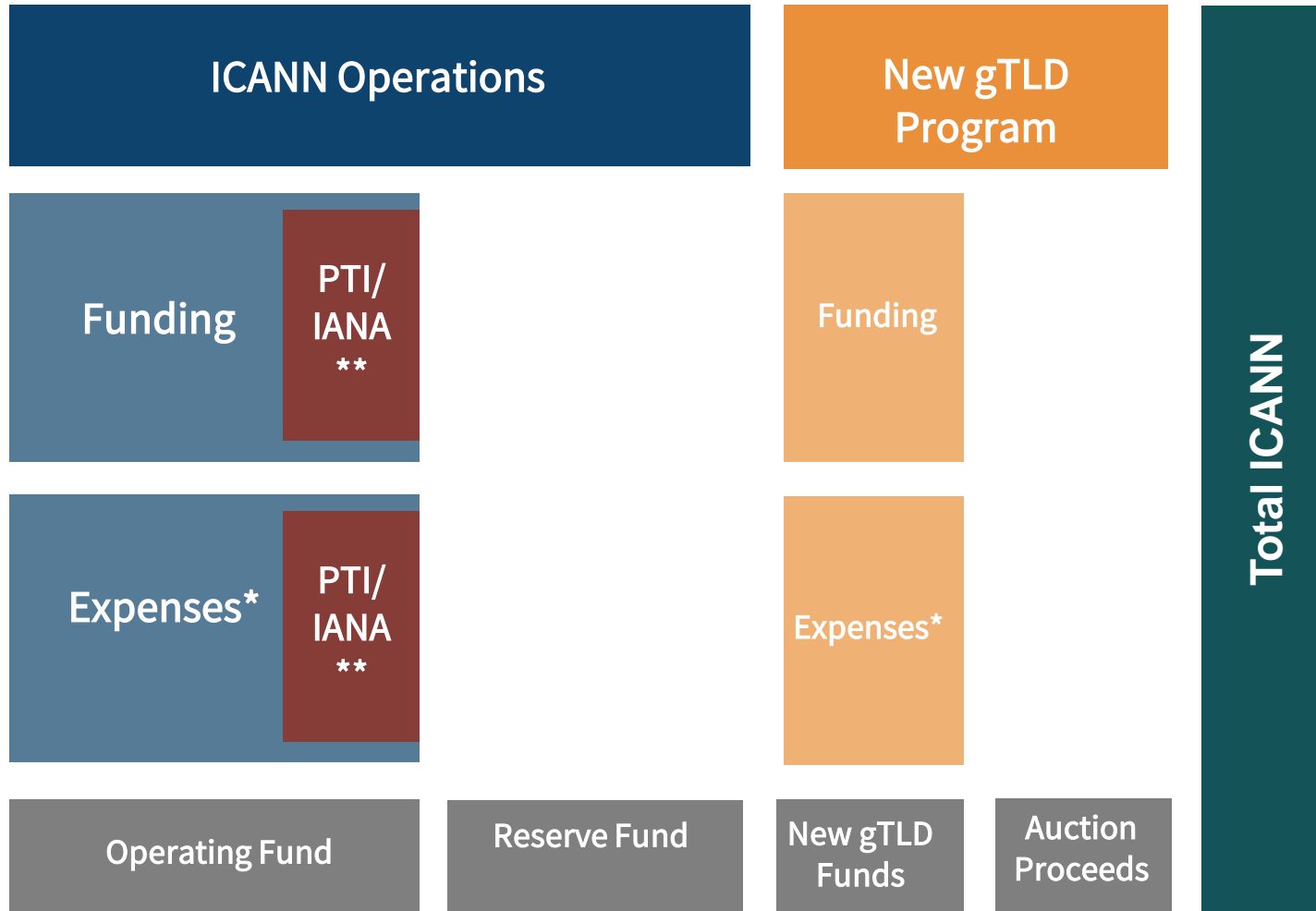


ICANN Quarterly Financials – Fiscal Year 2019

December 2018



FY19 ICANN Org Financial Reporting Structure



*Excludes depreciation and bad debt expenses

**IANA Services includes ICANN's and PTI's IANA Expenses

FY19 Year-to-date (Jul 18 - Dec 18) Overview

ICANN OPERATIONS

Funding above budget and Expenses below budget.

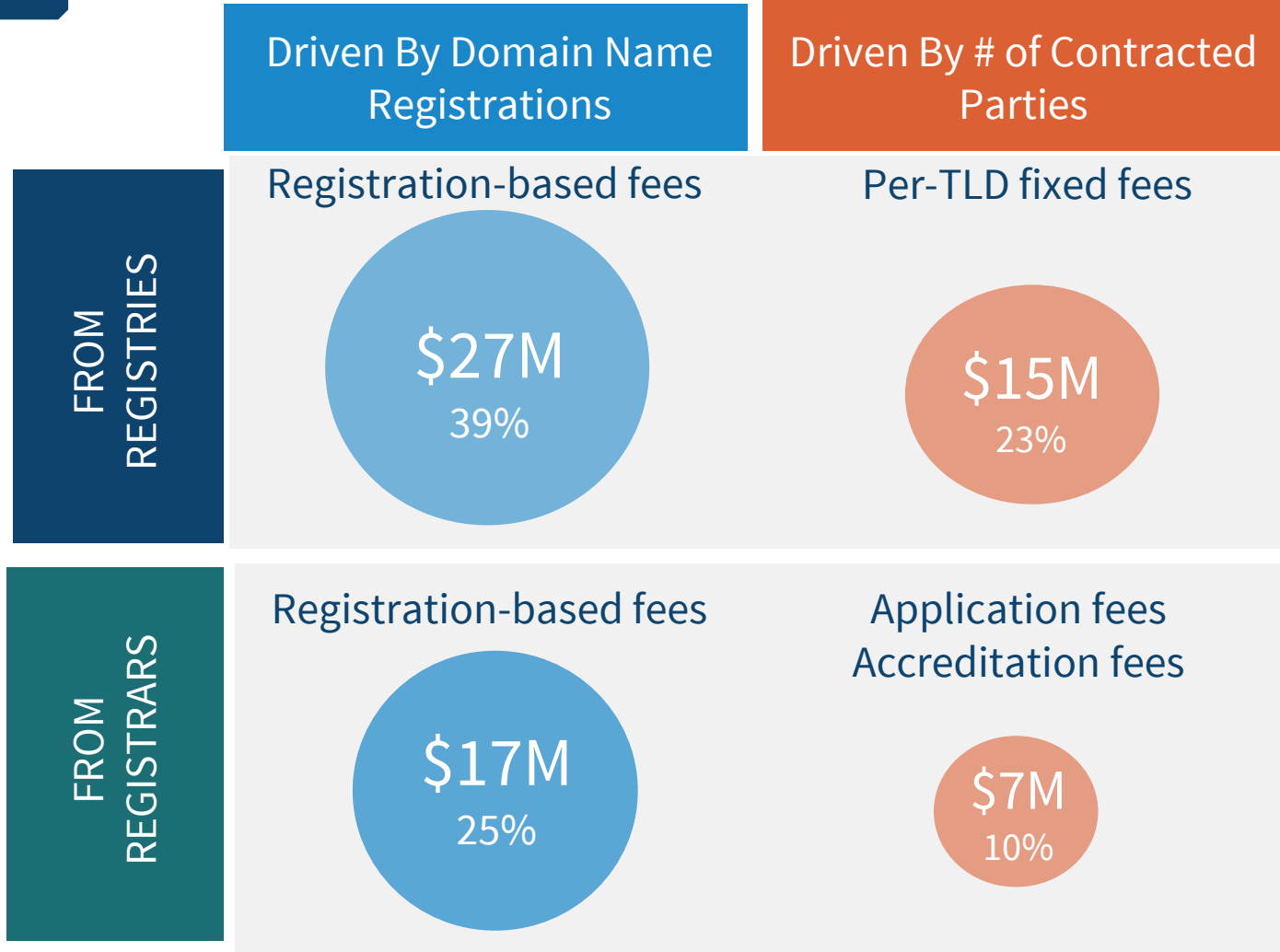
USD in millions	FY19 YTD Actual	FY19 YTD Budget	Var	% Var	FY18 YTD Actual	Var	% Var
Funding	\$68	\$67	\$0	0%	\$65	\$3	4%
Expenses	(\$59)	(\$65)	\$6	-10%	(\$59)	\$0	-1%
Net	\$9	\$2	\$7	335%	\$6	\$3	52%

Note: Expenses exclude bad debt and depreciation and include capital expenses.

Breakdown of Expenses	FY19 YTD Actual	FY19 YTD Budget	Var	% Var	FY18 YTD Actual	Var	% Var
IANA Services	(\$3)	(\$4)	\$1	-23%	(\$4)	\$0	-9%
All Other	(\$56)	(\$61)	\$5	-9%	(\$56)	\$0	0%

FY19 Year-to-date (Jul 18 – Dec 18) Funding

ICANN OPERATIONS



Other Income: \$2M, 3%

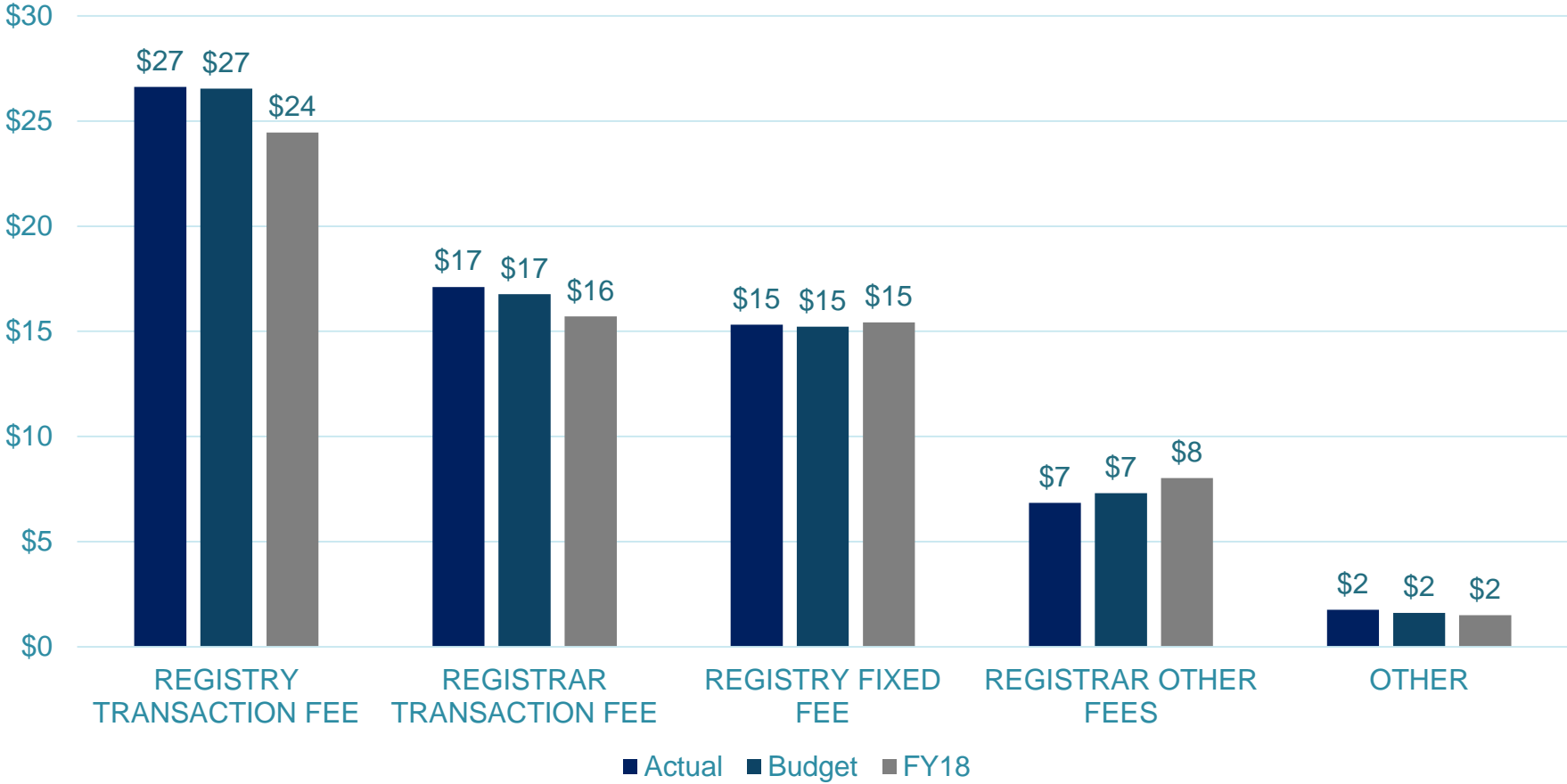
Total Funding: \$68M

FY19 Year-to-date (Jul 18 – Dec 18) Funding vs Budget & FY18

ICANN OPERATIONS

Actual: \$ 68M
 Budget: \$ 67M
 FY18: \$ 65M

Funding flat to Budget

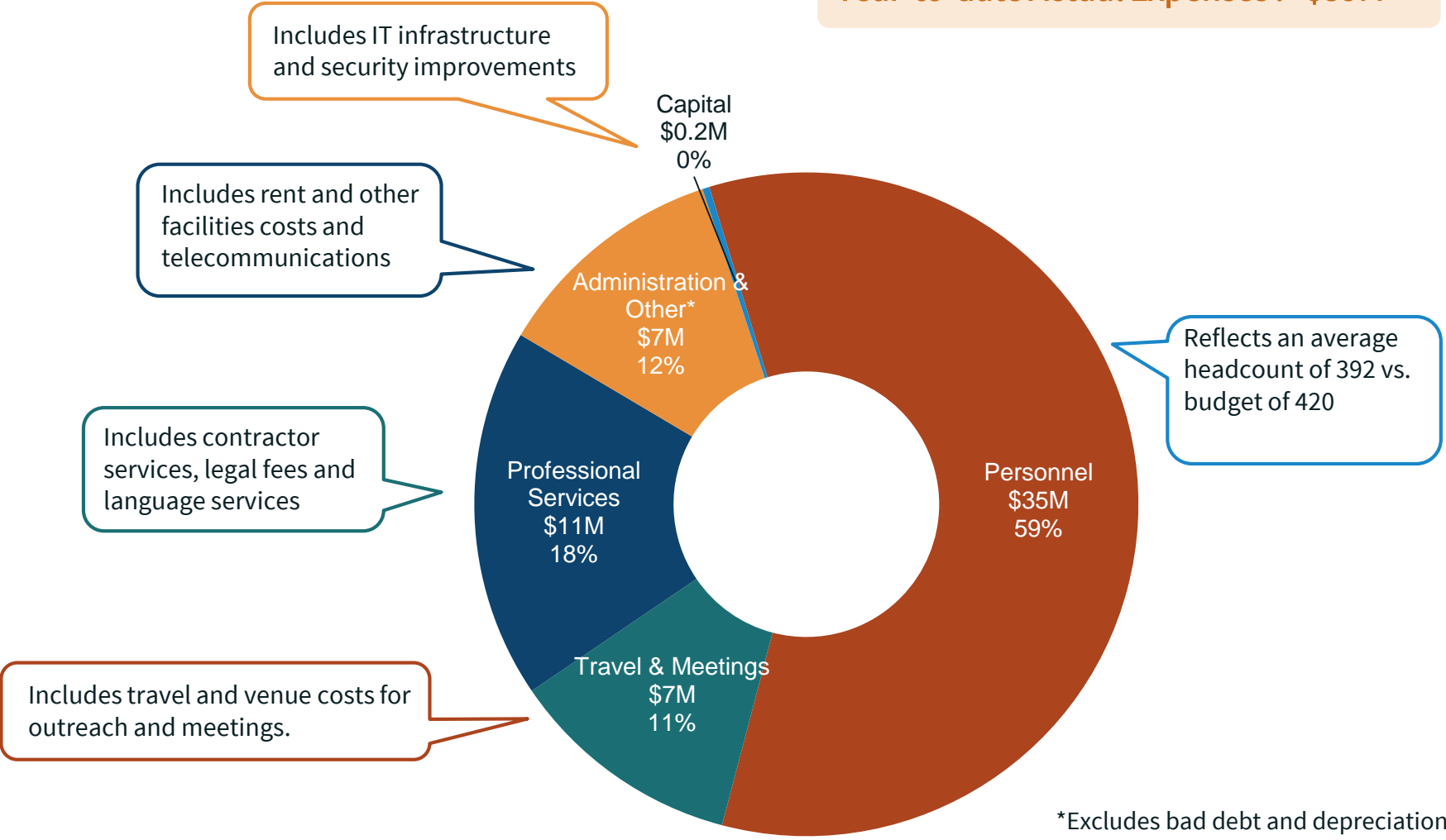


In millions, USD- unaudited – Scale and Arithmetic inconsistencies are due to rounding to the nearest million.

FY19 Year-to-date (Jul 18 – Dec 18) Operating & Capital Expenses

ICANN OPERATIONS

Year-to-date Actual Expenses: \$59M



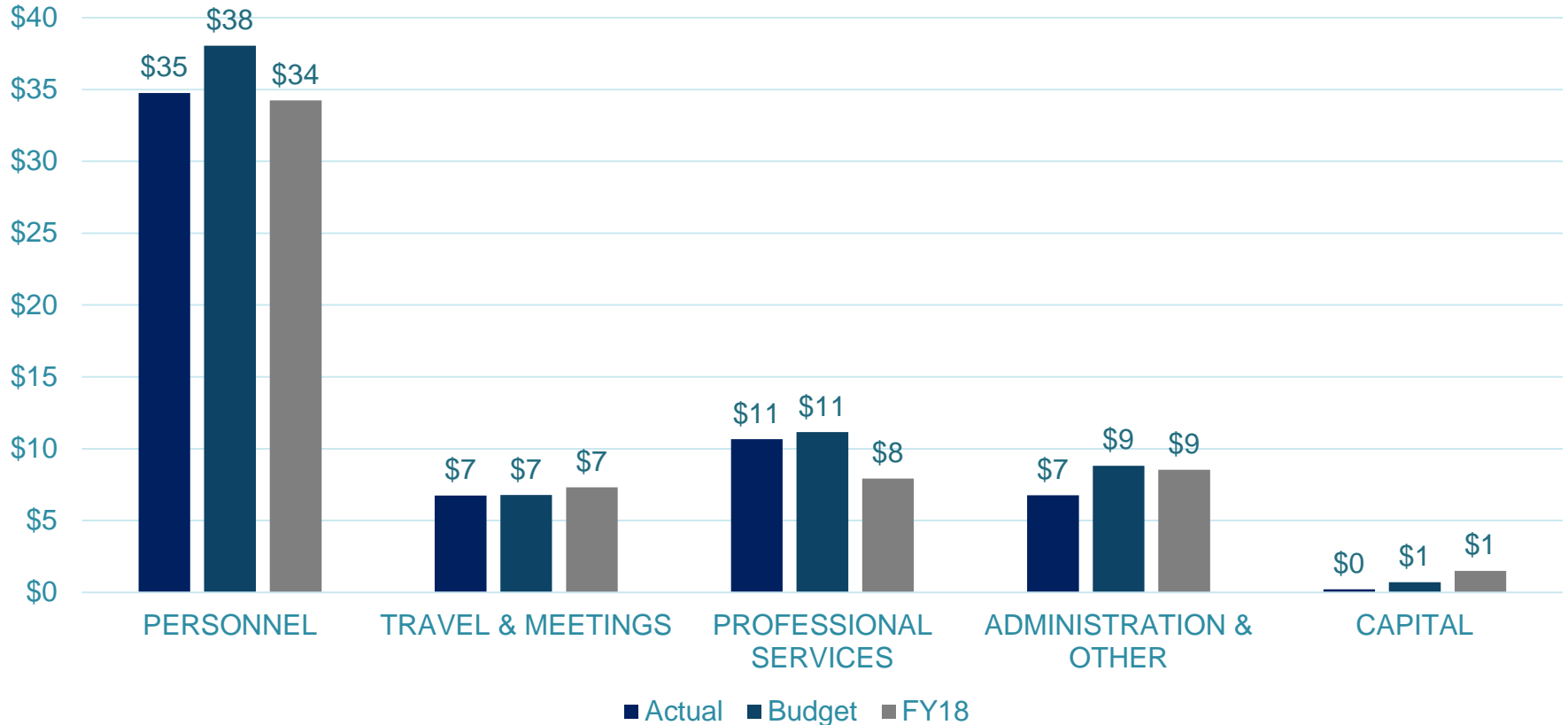
*Excludes bad debt and depreciation

FY19 Year-to-date (Jul 18 – Dec 18) Operating & Capital Expense

ICANN OPERATIONS

Actual: \$ 59M
 Budget: \$ 65M
 FY18: \$ 59M

Lower personnel costs and timing differences of projects vs. plan.



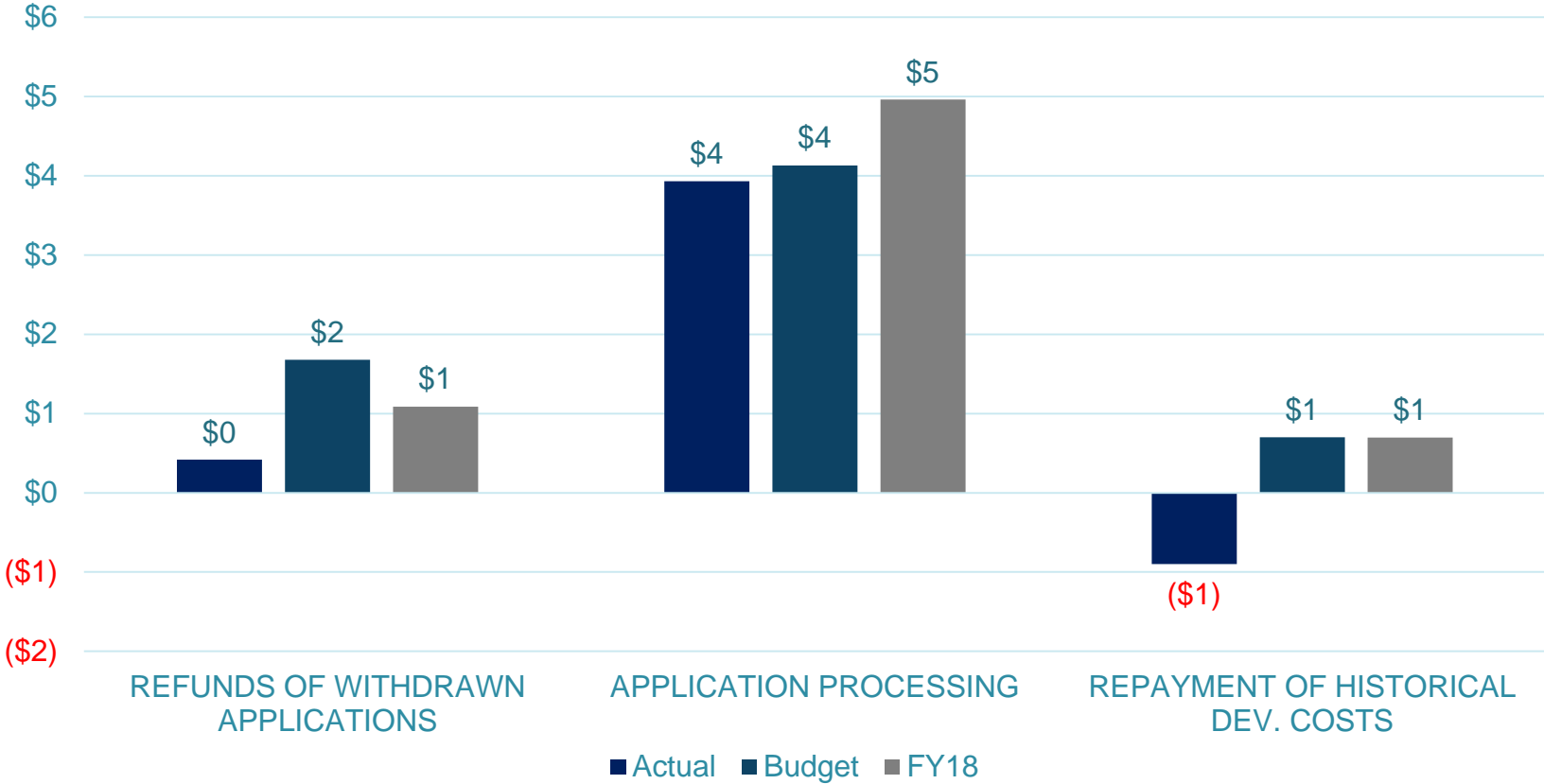
Activities covered by the contingency have been reported in the expense categories above based on the nature of the expense. The Contingency budget year to date is \$0M and \$5.2M for the full year.

FY19 Year-to-date (Jul 18–Dec 18) New gTLD Program Expenses vs Budget

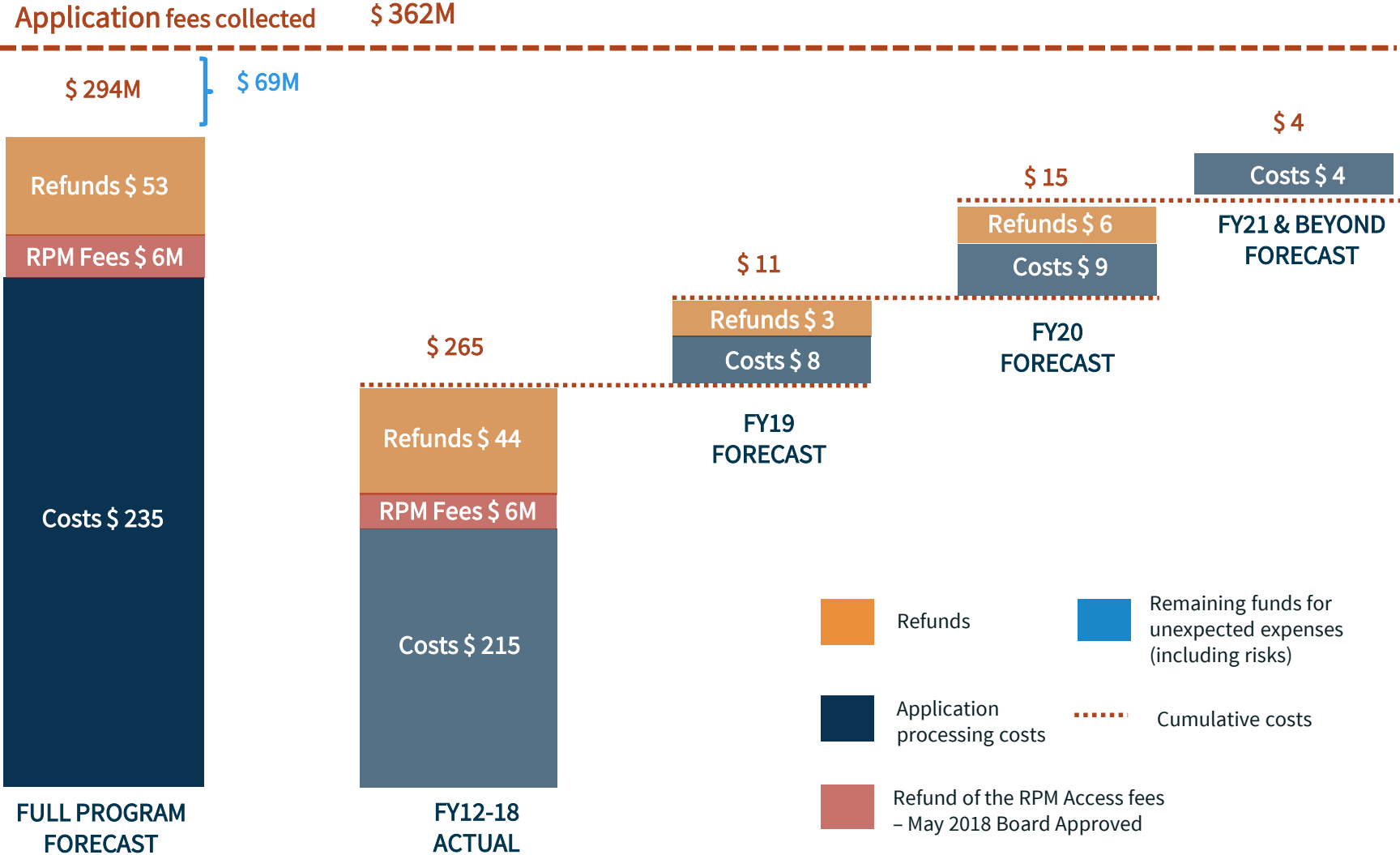
New gTLD PROGRAM

Actual: \$ 3M
 Budget: \$ 7M
 FY18: \$ 7M

Lower refunds of withdrawn applications.
 Historical Development costs re-aligned due to extension of the program.



New gTLD Program – Multi-year Forecast *(as of Dec 2018)*



In millions, USD- unaudited – Scale and Arithmetic inconsistencies are due to rounding to the nearest million.

FY19 Year-to-date (Jul 18–Dec 18) Total ICANN Organization Actuals

TOTAL ICANN ORG.

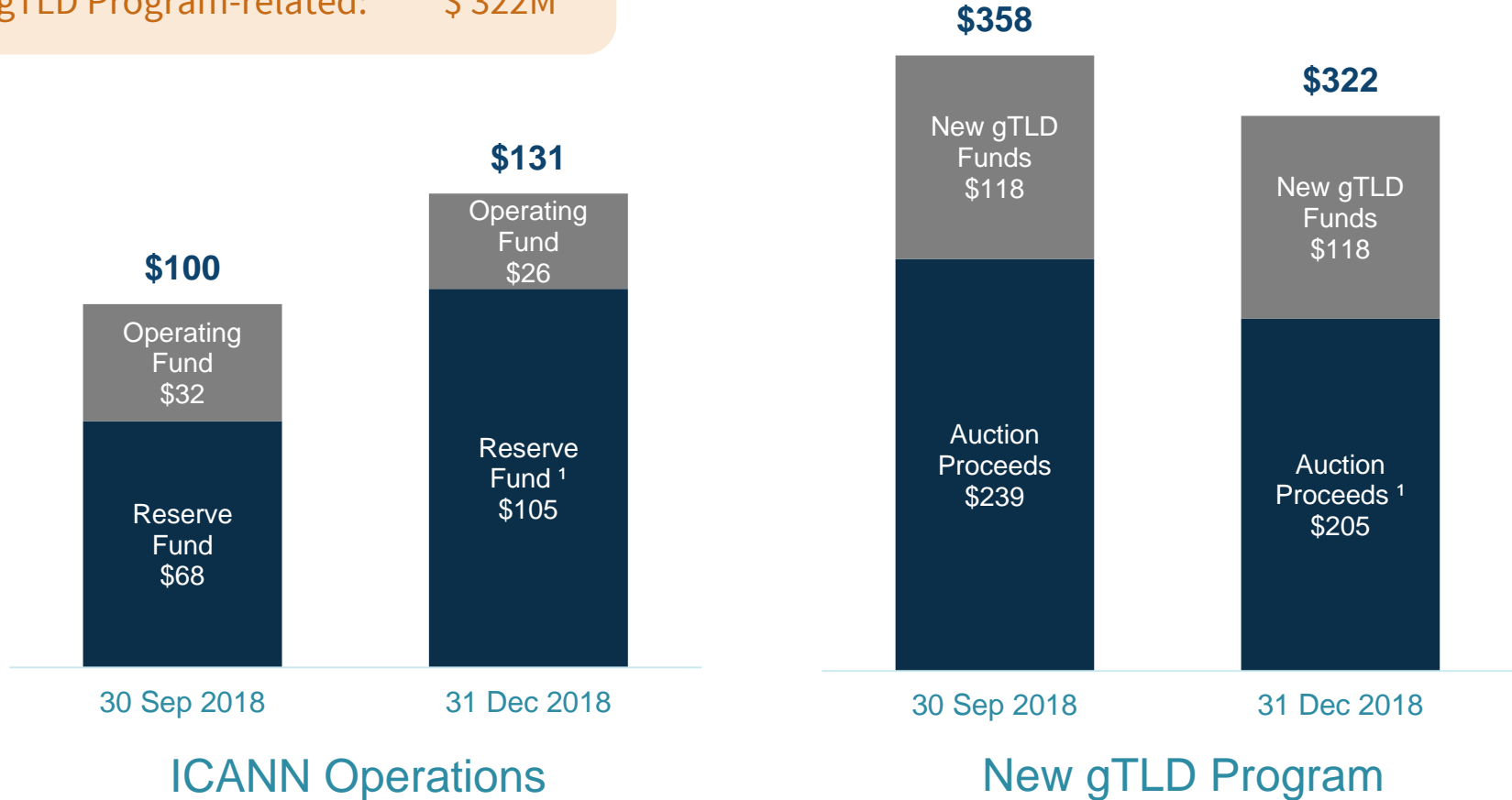
Unaudited USD in millions	FY19 YTD Actual			FY19 YTD Budget			Under / (Over) vs. FY19 Budget			
	Total ICANN Operations	New gTLD	Total ICANN	Total ICANN Operations	New gTLD	Total ICANN	Total ICANN Operations	New gTLD	Total ICANN	%
Funding	\$67.7	\$4.6	\$72.2	\$67.5	\$10.1	\$77.5	\$0.2	-\$5.5	-\$5.3	-7%
Cash Expenses ⁽¹⁾	-59.1	-3.9	-63.0	-65.5	-4.1	-69.6	\$6.4	\$0.2	\$6.6	9%
Net Operating Excess/(Deficit)	8.6	0.6	9.2	2.0	6.0	7.9	\$6.6	-\$5.3	\$1.3	16%

*Expenses exclude bad debt, depreciation and refunds for withdrawn New gTLD applications which are included in the Funding line.

FY19 Funds Under Management as of 31 December 2018

FUNDS UNDER MGMT.

Total Funds: \$ 453M
ICANN Operations: \$ 131M
New gTLD Program-related: \$ 322M



¹ Reflects \$36M transfer from Auction Proceeds to Reserve Fund as part of Board Approved Replenishment Strategy

Appendix

Supplemental Financials

FY19 Statement of Position as of 31 December 2018

TOTAL ICANN ORG.

USD in millions Unaudited	December 31, 2018			June 30, 2018			Increase/ (Decrease)		
	ICANN Ops	New gTLD	Total	ICANN Ops	New gTLD	Total	ICANN Ops	New gTLD	Total
ASSETS									
Total Cash & Cash Equivalents	26.3	17.0	43.3	27.0	5.5	32.5	-0.7	11.5	10.8
Investments	104.6	305.3	409.9	69.7	352.7	422.4	34.9	-47.4	-12.5
Funds Under Management	130.9	322.3	453.2	96.7	358.2	454.9	34.2	-35.9	-1.7
Receivables	34.7	0.3	35.0	34.0	0.2	34.2	0.7	0.0	0.7
Prepaid Expenses	2.6	0.0	2.6	2.4	0.0	2.4	0.3	0.0	0.3
Plant, Property & Equipment - Net	9.8	0.0	9.8	12.2	0.0	12.2	-2.4	0.0	-2.4
Other Assets	-14.1	15.2	1.0	20.3	-18.6	1.7	-34.5	33.8	-0.7
TOTAL ASSETS	164.0	337.7	501.7	165.6	339.8	505.5	-1.7	-2.1	-3.8
LIABILITIES AND NET ASSETS									
Accounts Payable & Accrued Liabilities	10.2	1.2	11.4	15.5	2.3	17.8	-5.3	-1.1	-6.4
Deferred Funding	1.0	29.7	30.7	1.0	35.6	36.6	0.0	-5.9	-5.9
Other Liabilities	0.0	0.0	0.0	0.0	0.0	0.0	0.0	0.0	0.0
TOTAL LIABILITIES	11.2	30.9	42.1	16.5	37.9	54.4	-5.3	-7.0	-12.3
UNRESTRICTED/RESTRICTED ASSETS	149.1	301.9	451.0	148.1	326.6	474.7	1.0	-24.7	-23.7
CURRENT YEAR CHANGE IN NET ASSETS	3.6	5.0	8.6	1.0	-24.7	-23.7	2.6	29.7	32.2
TOTAL NET ASSETS	152.7	306.9	459.6	149.1	301.9	451.0	3.6	5.0	8.6
TOTAL LIABILITIES & NET ASSETS	164.0	337.7	501.7	165.6	339.8	505.5	-1.7	-2.1	-3.8

FY19 Cash Flow Synopsis as of 31 December 2018

TOTAL ICANN ORG.

Unaudited	FY19		
	ICANN Ops	NgTLD	Total
Funds Under Management at Beginning of Period	\$96.7	\$358.2	\$454.9
Collected/ (refunded) from contributors/parties	66.1	(1.4)	64.7
Auction Proceeds	0.0	0.0	0.0
Paid to vendors	(29.3)	(3.1)	(32.4)
Paid to employees	(32.5)	(1.1)	(33.6)
Paid to vendors and employees on behalf of New gTLD	32.2	(33.3)	(1.1)
Reimbursement of payments to vendors and employees above, from New gTLD to ICANN Ops:			
Payments to vendors	(1.5)	1.5	0.0
NgTLD team costs (Paid to employees)	1.1	(1.1)	0.0
Historical Development Costs	0.9	(0.9)	0.0
Capital expenditures	(0.9)	0.0	(0.9)
Change in investment market value (excludes transfers to/ from operating account)	(1.7)	3.4	1.7
Funds Under Management at End of Period	\$130.9	\$322.3	\$453.2