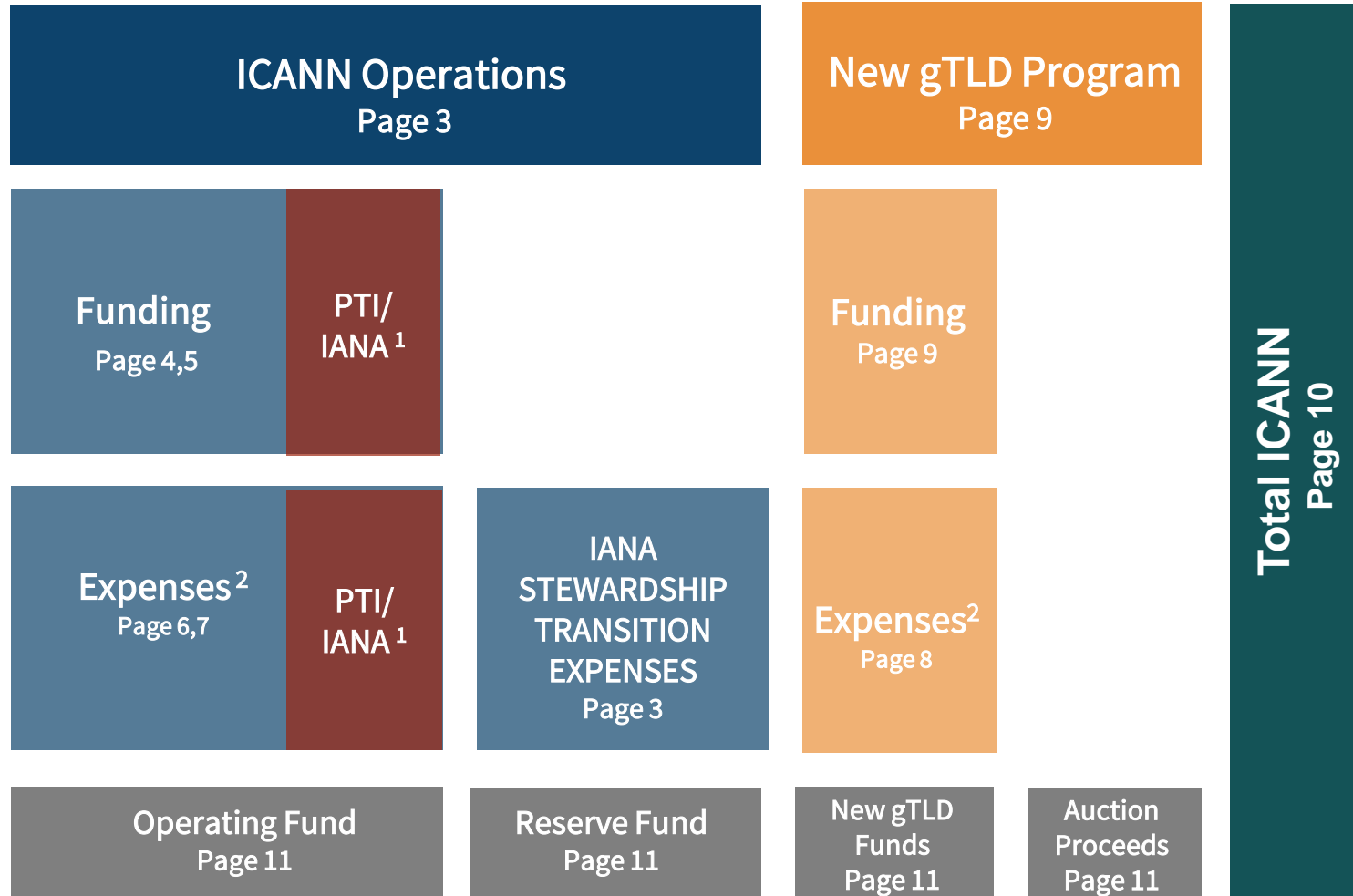


ICANN Fiscal 2018 Financials

October 2018



FY18 ICANN Organization Reporting Structure



¹ IANA Services includes ICANN's and PTI's IANA Expenses

² Excludes depreciation and bad debt expenses

FY18 Overview

ICANN OPERATIONS

Funding and Expenses below target.

	Actual	Budget	Var	% Var	FY17	Var	% Var
Funding	\$134	\$143	-\$9	-6%	\$135	(\$1)	-1%
Expenses	(\$131)	(\$143)	\$12	-9%	(\$128)	(\$2)	2%
IANA Stewardship Transition Expenses	(\$1)	(\$3)	\$2	-57%	(\$5)	\$4	-75%
Net	\$2	(\$3)	\$5	N/A	\$1	\$1	78%

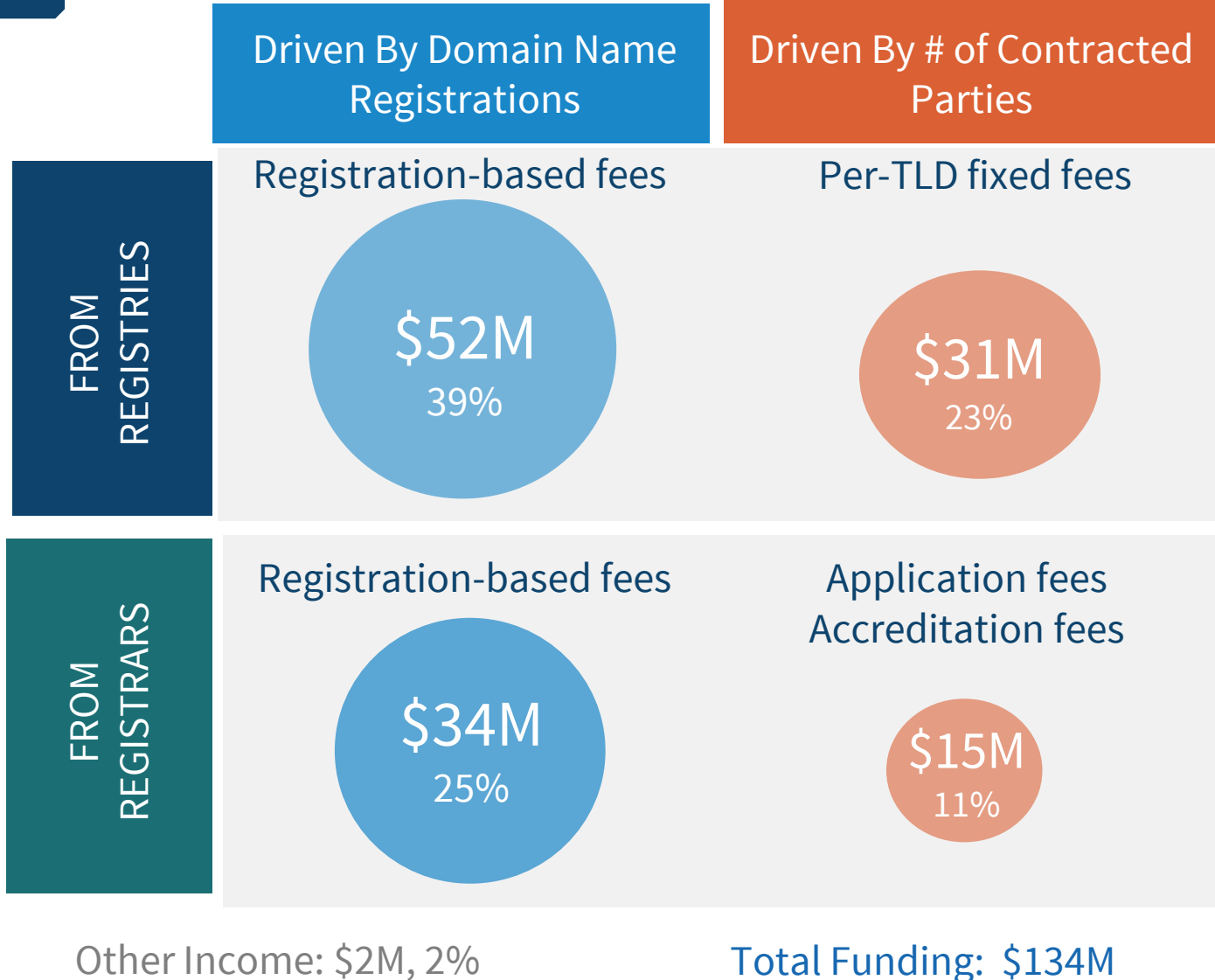


Breakdown of Expenses	Actual	Budget	Var	% Var	FY17	Var	% Var
IANA Services	(\$8)	(\$10)	\$2	-23%	(\$6)	(\$1)	22%
All Other	(\$123)	(\$133)	\$10	-8%	(\$122)	(\$1)	1%

Note: Expenses exclude bad debt and depreciation and include capital expenses.

FY18 Funding

ICANN OPERATIONS

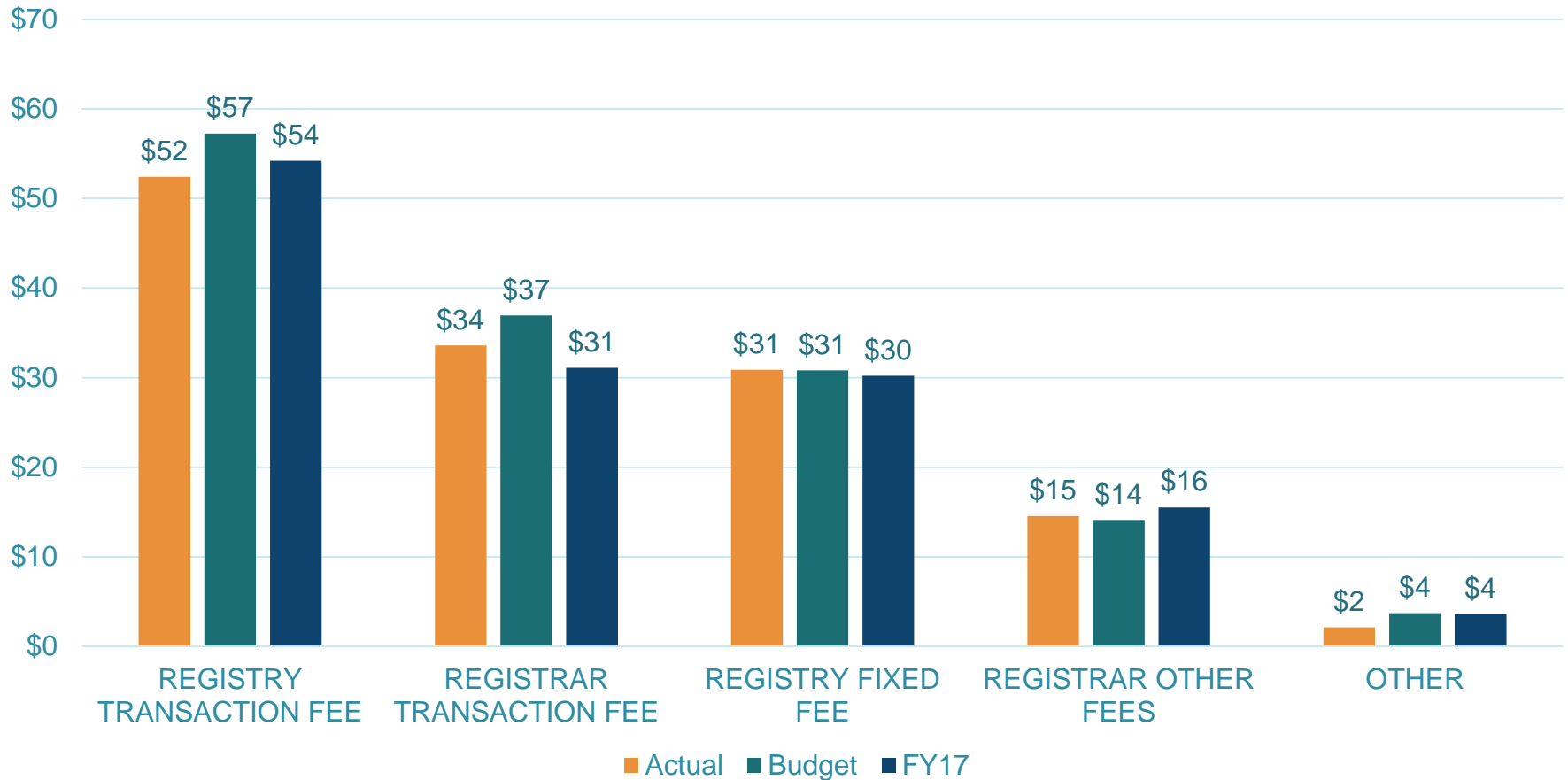


FY18 Funding vs Budget & FY17

ICANN OPERATIONS

Actual: \$ 134M
Budget: \$ 143M
FY17: \$ 135M

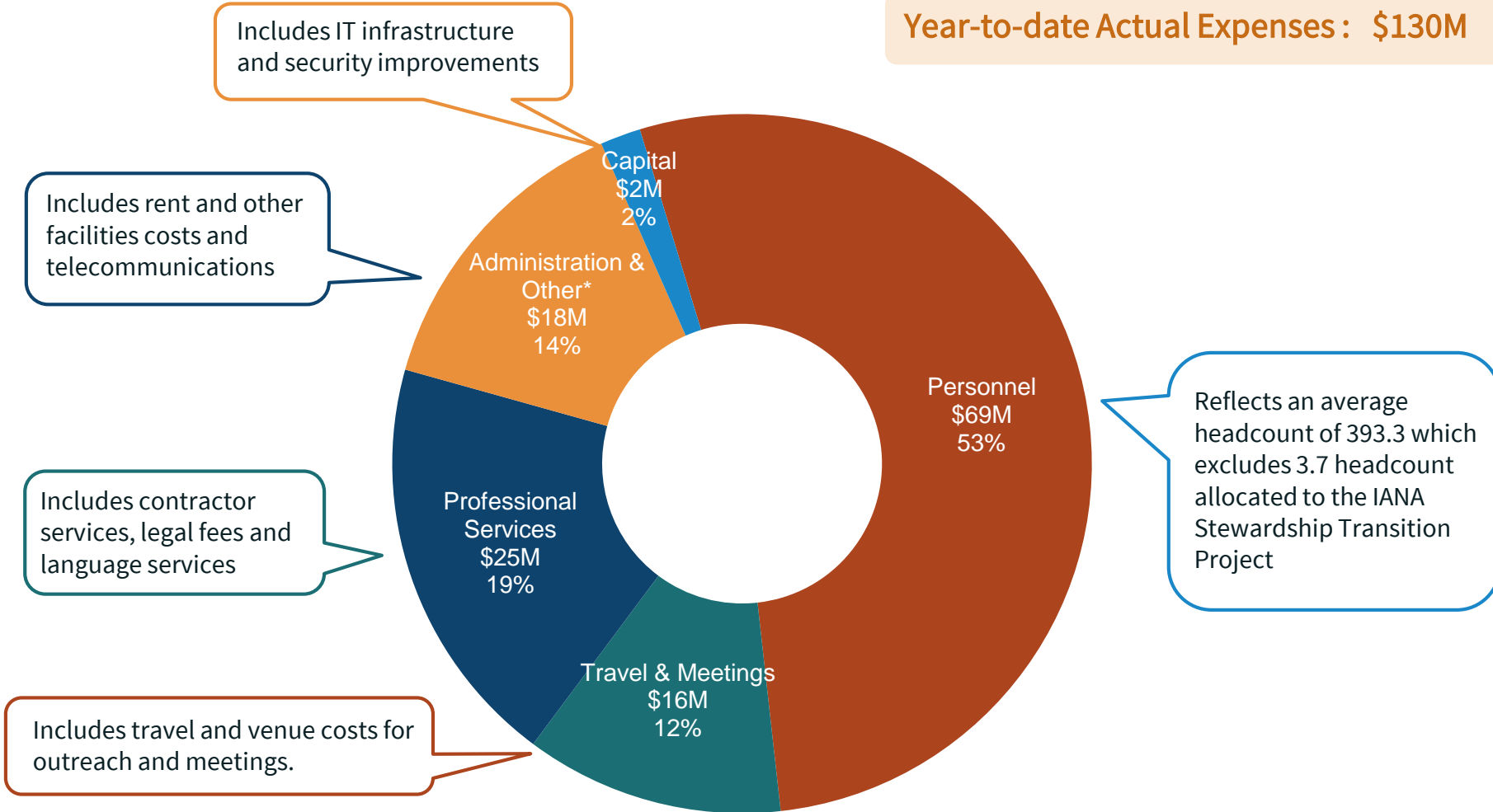
Funding below target due to lower registration volumes



FY18 Operating & Capital Expenses

ICANN OPERATIONS

Year-to-date Actual Expenses : \$130M



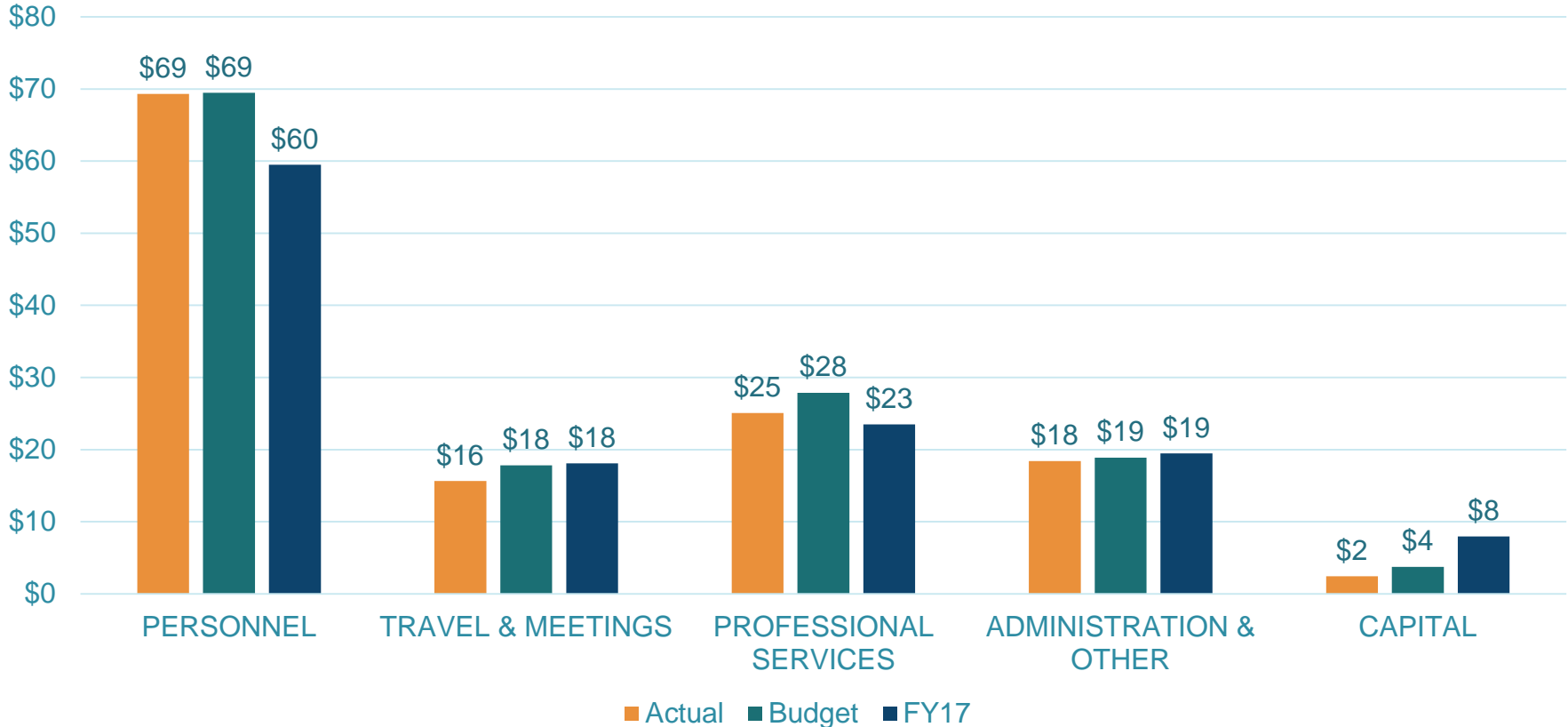
*Excludes bad debt and depreciation

FY18 Operating & Capital Expense

ICANN OPERATIONS

Lower professional services costs and timing differences of projects vs. plan.

Actual: \$ 131M
 Budget: \$ 143M
 FY17: \$ 128M



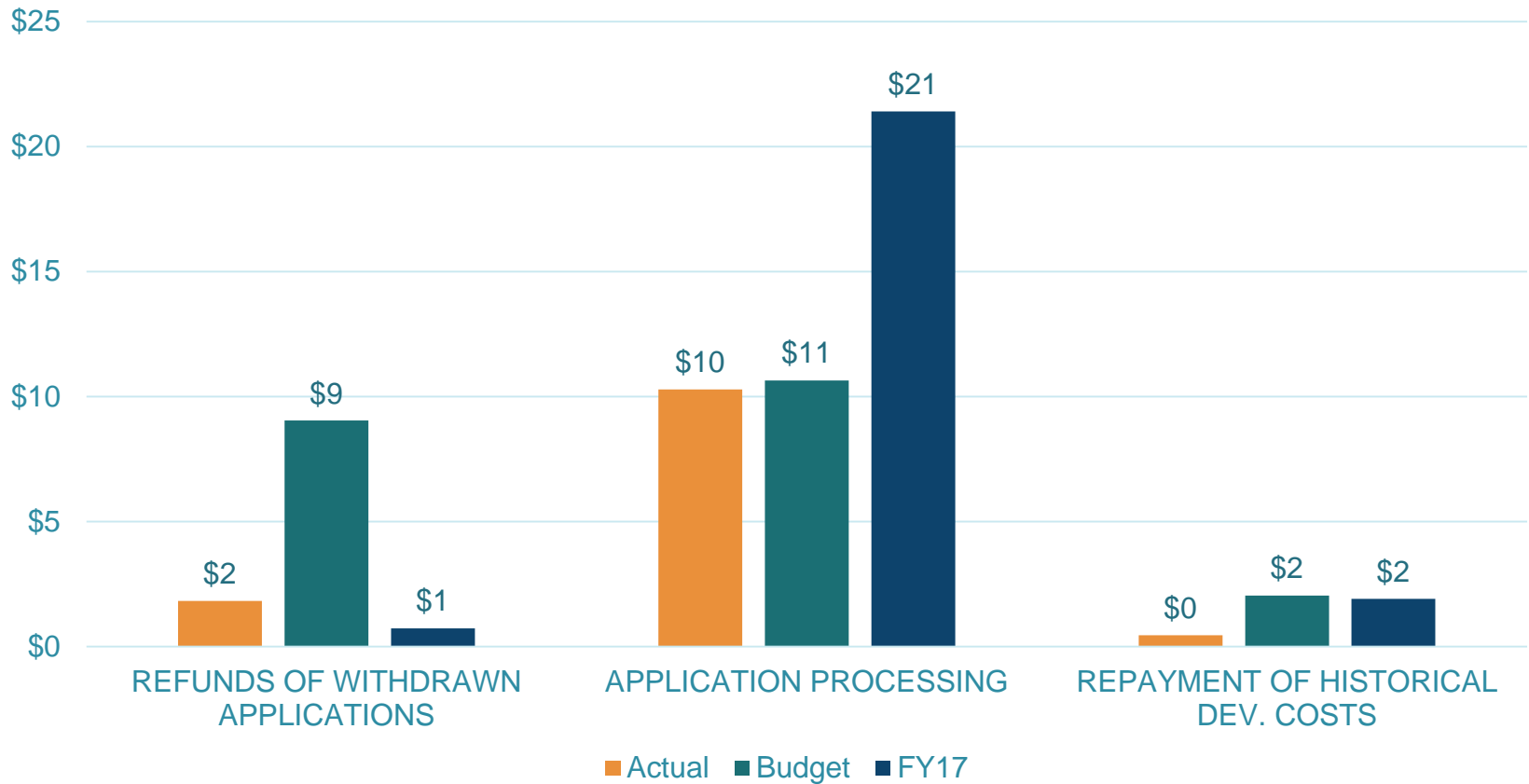
Activities covered by the contingency have been reported in the expense categories above based on the nature of the expense. The Contingency budget year to date is \$5.3M.

FY18 New gTLD Program Expenses vs Budget

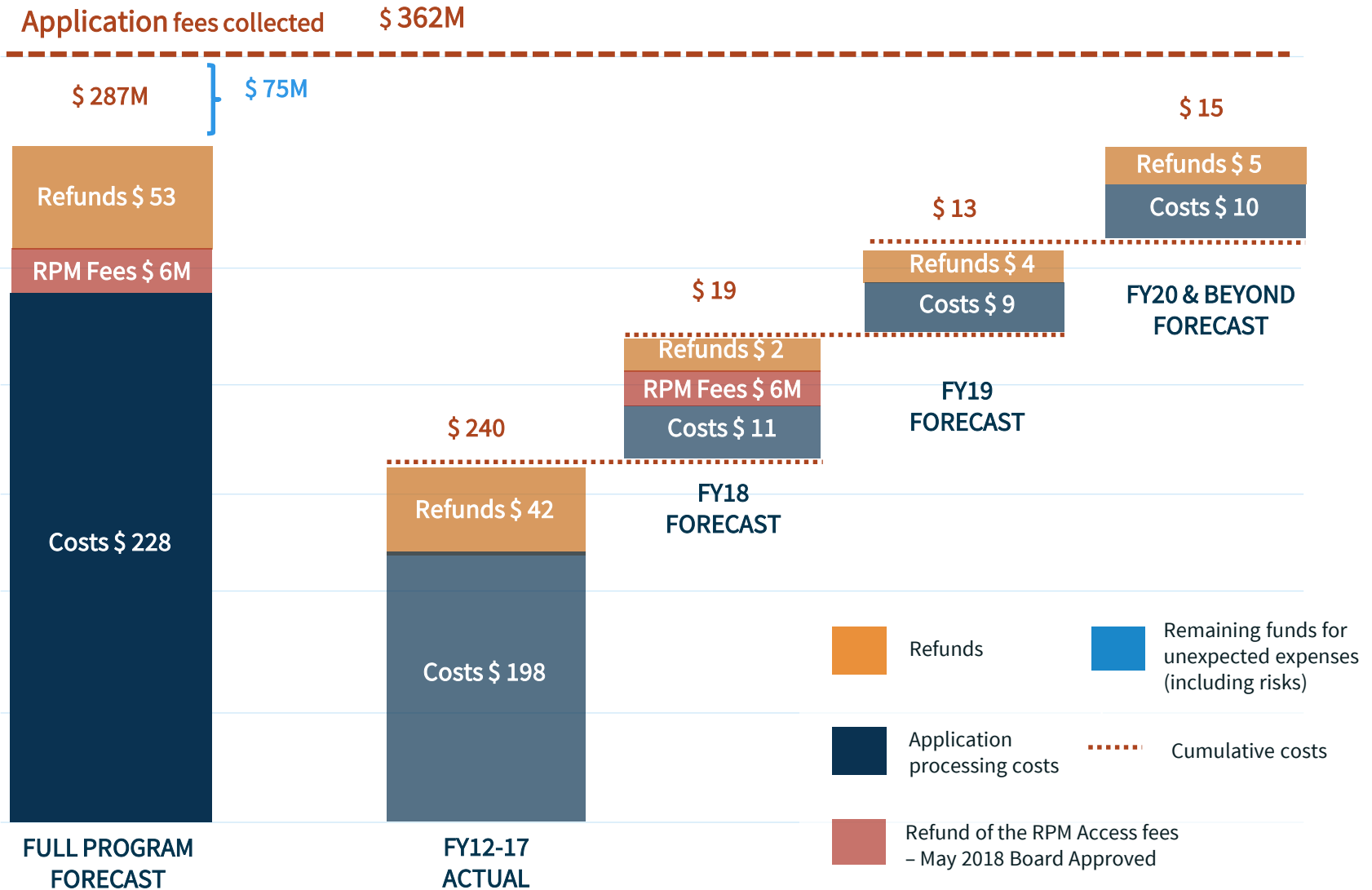
New gTLD PROGRAM

Actual: \$ 12M
Budget: \$ 22M
FY17: \$ 24M

Lower refunds of withdrawn applications.
Processing costs higher than target
due to legal fees.



New gTLD Program – Multi-year Forecast



In millions, USD- unaudited – Scale and Arithmetic inconsistencies are due to rounding to the nearest million.

FY18 Total ICANN Organization Actuals

TOTAL ICANN ORG.

	ICANN Operations (A)	IANA Stewardship Transition (B)	Total ICANN Operations (A+B)	New gTLD Program (C)	Total ICANN Org. (A+B+C)
Funding	\$134	\$0	\$134	\$6	\$139
Expenses*	(\$131)	(\$1)	(\$132)	(\$10)	(\$142)
Net	\$3	(\$1)	\$2	(\$5)	(\$3)

Total ICANN Operations is the sum of ICANN Operations (A) and IANA Stewardship Transition (B). Total ICANN Organization is the sum of ICANN Operations (A), IANA Stewardship Transition (B), and New gTLD Program (C).

*Expenses exclude bad debt, depreciation and refunds for withdrawn New gTLD applications which are included in the Funding line.

Funds Under Management as of 30 June 2018

FUNDS UNDER MGMT.

Total Funds: \$ 455M
ICANN Operations: \$ 97M
New gTLD Program-related: \$ 358M



Appendix

Supplemental Financials

FY18 Statement of Position

TOTAL ICANN ORG.

USD in millions Unaudited	June 30, 2018			June 30, 2017			Increase/ (Decrease)		
	ICANN Ops	New gTLD	Total	ICANN Ops	New gTLD	Total	ICANN Ops	New gTLD	Total
ASSETS									
Total Cash & Cash Equivalents	27.0	5.5	32.5	34.8	72.7	107.4	-7.8	-67.2	-74.9
Investments	69.7	352.7	422.4	61.6	290.5	352.1	8.1	62.2	70.3
Funds Under Management	96.7	358.2	454.9	96.4	363.2	459.5	0.4	-5.0	-4.6
Receivables	34.2	0.2	34.4	39.7	0.1	39.9	-5.6	0.1	-5.5
Prepaid Expenses	2.4	0.0	2.4	2.0	0.0	2.0	0.4	0.0	0.4
Plant, Property & Equipment - Net	12.2	0.0	12.2	17.5	0.0	17.5	-5.2	0.0	-5.2
Other Assets	20.3	-18.6	1.7	10.8	-9.8	0.9	9.5	-8.8	0.8
TOTAL ASSETS	165.8	339.8	505.6	166.3	353.5	519.8	-0.5	-13.7	-14.2
LIABILITIES AND NET ASSETS									
Accounts Payable & Accrued Liabilities	16.6	2.2	18.8	16.8	2.2	19.1	-0.3	0.0	-0.3
Deferred Funding	1.2	11.2	12.5	1.4	24.6	26.0	-0.2	-13.4	-13.6
Other Liabilities	0.0	0.0	0.0	0.0	0.0	0.0	0.0	0.0	0.0
TOTAL LIABILITIES	17.8	13.4	31.2	18.2	26.9	45.1	-0.4	-13.5	-13.9
UNRESTRICTED/RESTRICTED ASSETS	148.1	326.6	474.7	141.5	192.1	333.6	6.6	134.5	141.1
CURRENT YEAR CHANGE IN NET ASSETS	-0.1	-0.2	-0.3	6.6	134.5	141.1	-6.7	-134.7	-141.4
TOTAL NET ASSETS	148.0	326.4	474.4	148.1	326.6	474.7	-0.1	-0.2	-0.3
TOTAL LIABILITIES & NET ASSETS	165.8	339.8	505.6	166.3	353.5	519.8	-0.5	-13.7	-14.2

FY18 Cash Flow Synopsis

TOTAL ICANN ORG.

Unaudited	FY18		
	ICANN Ops	NgTLD	Total
Funds Under Management at Beginning of Period	\$96.4	\$363.2	\$459.5
Collected/ (refunded) from contributors/parties	138.9	(7.8)	131.1
Auction Proceeds	0.0	0.0	0.0
Paid to vendors	(61.5)	(7.9)	(69.4)
Paid to employees	(67.3)	(2.3)	(69.6)
Paid to vendors and employees on behalf of New gTLD	(18.3)	16.1	(2.2)
Reimbursement of payments to vendors and employees above, from New gTLD to ICANN Ops:			
Payments to vendors	3.1	(3.1)	0.0
NgTLD team costs (Paid to employees)	2.3	(2.3)	0.0
Overhead Allocations (Paid to vendors and employees)	2.6	(2.6)	0.0
Historical Development Costs	(0.1)	0.1	0.0
Capital expenditures	(2.4)	0.0	(2.4)
Change in investment market value (excludes transfers to/from operating account)	3.1	4.8	7.9
Funds Under Management at End of Period	\$96.7	\$358.2	\$454.9