



FY18 Operating Plan and Budget

ICANN Board Adopted June 2017

Table of Contents

0 – Summary of Changes	5
1 – Introduction	7
2 – Planning and Budget Overview	9
3 – ICANN Operations	11
3.1 – Financial Overview	11
3.2 – Funding	13
3.3 – ICANN Operations Baseline Cash Expenses	16
3.4 – IANA Transition WS2	19
3.5 – Risks and Opportunities	20
3.6 – Unfunded Potential FY18 Activities	21
3.7 – Caretaker Budget	22
4 – PTI Operating Plan and Budget and IANA Budget Process Overview	23
4.1 – IANA Budget Overview	24
5 – New gTLD Program	25
5.1 – New gTLD Program – Financial Summary	25
5.2 – New gTLD Program – Multiyear View	26
5.3 – New gTLD Program – Variance Analysis	27
5.4 – New gTLD Program – Operating Expenses Variance Analysis	28

6 – Total ICANN Overview **29**

6.1 – FY18 Financial Overview	29
6.2 – Headcount – Three Year Overview	30
6.3 – Cash Flow Synopsis	31

7 – FY18 Operating Plan and Budget – Description **32**

7.1 – Management System	32
7.2 – 1.1 Further Globalize and Regionalize ICANN Functions	34
7.3 – 1.2 Bring ICANN to the World by Creating a Balanced and Proactive Approach to Regional Engagement with Stakeholders	36
7.4 – 1.3 Evolve Policy Development and Governance Processes, Structures and Meetings to be More Accountable, Inclusive, Efficient, Effective and Responsive	37
7.5 – 2.1 Foster and Coordinate a Healthy, Secure, Stable, and Resilient Identifier Ecosystem	39
7.6 – 2.2 Proactively Plan for Changes in the Use of Unique Identifiers and Develop Technology Roadmaps to Help Guide ICANN Activities	41
7.7 – 2.3 Support the Evolution of Domain Name Marketplace to be Robust, Stable and Trusted	43
7.8 – 3.1 Ensure ICANN’s Long-Term Financial Accountability, Stability and Sustainability	45
7.9 – 3.2 Ensure Structured Coordination of ICANN’s Technical Resources	47
7.10 – 3.3 Develop a Globally Diverse Culture of Knowledge and Expertise Available to ICANN’s Board, Organization, and Stakeholders	48
7.11 – 4.1 Encourage Engagement with the Existing Internet Governance Ecosystem at National, Regional and International Levels	50
7.12 – 4.2 Clarify the Role of Governments in ICANN and Work with them to Strengthen their Commitment to Supporting the Global Internet Ecosystem	51
7.13 – 4.3 Participate in the Evolution of a Global, Trusted, Inclusive Multistakeholder Internet Governance Ecosystem that Addresses Internet Issues	52
7.14 – 4.4 Promote Role Clarity and Establish Mechanisms to Increase Trust within the Ecosystem Rooted in the Public Interest	53
7.15 – 5.1 Act as a Steward of the Public Interest	55
7.16 – 5.2 Promote Ethics, Transparency and Accountability Across the ICANN Community	56
7.17 – 5.3 Empower Current and New Stakeholders to Fully Participate in ICANN Activities	58

Appendix **59**

A – FY18 Budget by Project	59
----------------------------	----

B – Registrar Fees	60
C – ICANN Bylaws excerpts – Caretaker budget Annex E and F	62

0 – Summary of Changes

This section shows changes made to the final budget based on input received from the Public Comment period which ended on 28 April 2017. The report on responses to public comments can be found on ICANN.org [FY18 Report on Public Comments](#).

Section/Topic	Public Comments/Rationale for Change	Actions
Supporting documents	Executive Summary	Supporting document added
Section 3.1 - Financial Overview ICANN Operations Baseline	Community travel support, policy support, training and the addition of the FY18 Budget for WS2.	Table revised
Section 3.1 - Financial Overview ICANN Operations Baseline	Public comment response on clarifying the contingency amount included in FY18 Budget.	Table revised
Section 3.3 – ICANN Operations Baseline Cash Expenses	Updated table on Baseline expense variance to reflect changes to Budget. Updated table of Capital projects to clarify the Website enhancements	Tables revised
Section 3.4 - IANA Transition WS2	Additional expenses supporting the extension of the Accountability WS2 activities in FY18	Section 3.4 was added
Section 3.5 - Risks and Opportunities	Updated Analysis to remove the risk for IANA Transition WS2.	Table revised
Section 3.6 -Unfunded Potential FY18 Activities	Updated Analysis to add the Information Transparency Imitative project	Table revised
Section 3.7-Caretaker Budget	Analysis updated	Table revised
Section 4.1 - IANA Budget Overview	Additional commentary added	Table revised
Section 5.2 - New gTLD Program - Multiyear View	Comment on the Auction Proceeds line on this table	Table revised
Section 6.1 - FY18 Financial Overview Total ICANN	Community travel support, policy support, training and the addition of the FY18 Budget for WS2.	Table revised
Section 6.2 – Headcount – Three Year Overview	Addition of the FY18 Budget for WS2. Correction to ICANN headcount now including New gTLD	Table revised
Section 6.3 - Cash Flow Synopsis	Revised analysis for the impact of the WS2 activities. Addition of commentary and a link to the ICANN investment policies	Table revised
Section 7.4 - Portfolio 1.3.2 – Reinforce Stakeholder Effectiveness, Collaboration and Communication Capabilities	Additional Community travel support was added	Budget changes to reflect additional support

Section/Topic	Public Comments/Rationale for Change	Actions
Section 7.7 - Portfolio 2.3.5 – Domain Name Registrants	Organization revised name for consistency.	Table revised
Section 7.7 - Portfolio 2.3.6 Subsequent Procedures for New gTLDs	Organization revised name for consistency.	Table revised
Section 7.13 - Portfolio 4.3.1 Support Internet Governance Ecosystem Advancement	Revised analysis	A funded project was added to the portfolio.
Section 7.15 - Portfolio 5.1.4 Support ICANN Board	Additional Training Support	Revised budget for training
Section 7.16- Portfolio 5.2 Promote Ethics, Transparency and Accountability...	Addition of the FY18 Budget for WS2.	Portfolio 5.2.6 Enhancing ICANN Accountability - WS2 Added

1 – Introduction

This document contains the Internet Corporation for Assigned Names and Numbers' (ICANN's) final Fiscal-Year 2018 (FY18) Operating Plan and Budget, which was submitted for public comment as required by ICANN's Bylaws, and in accordance with [ICANN's public comment procedures](#)

Enabling the engagement of all stakeholders in the planning process of ICANN, through accessible information and effective interaction, is a fundamental part of ICANN's multistakeholder model. The publishing of the draft version of the FY18 Operating Plan and Budget for public comment was a key element of the transparency and community engagement in ICANN's planning process. [ICANN online glossary](#) defines and explains terminology used in this document.

ICANN welcomes and recognizes the past, present and future engagement of all stakeholders into the ICANN's planning process, whether relative to the strategic plan, operating plan, budget, or on-going operational and financial updates.

This document provides final details of ICANN's planned activities for its FY18 that will run from 1 July 2017 to 30 June 2018. Where useful, comparative information for FY17 is provided, using actual and forecast information. As Public Technical Identifiers' (PTI) operations are an aspect of ICANN's total operations, they are documented here. They are presented with background shading to indicate that PTI's FY18 Operating Plan and Budget was submitted for Public comment in late 2016 and was adopted by the PTI Board in January 2017.

The IANA Stewardship Transition was completed in early FY17. All of the Implementation activities for the initiative are estimated to be completed in FY17 with the exception of the work resulting from the Cross Community Working Group on Enhancing ICANN Accountability (CCWG-Accountability Work stream 2- WS2). This initiative funded by the Reserve fund carries over into FY18. The budgeted expense for IANA Transition WS2 in FY18 is projected to \$3.1m.

The Operating Plan and Budget includes:

- ⦿ Highlights of ICANN Operations (excluding the New gTLD Program).
- ⦿ The activities that have already been submitted for public comment and adopted as a part of PTI's FY18 Operating Plan and Budget.
- ⦿ Highlights of the New gTLD Program.
- ⦿ An overview of ICANN's FY18 Budget, combining ICANN Operations and the New gTLD Program.
- ⦿ The detailed Operating Plan predefined in the management system:
 - Planned portfolios of activities to support the achievement of the goals and objectives described in ICANN's Strategic Plan with detailed descriptions.
 - Updated Key Performance Indicators for each strategic goal.

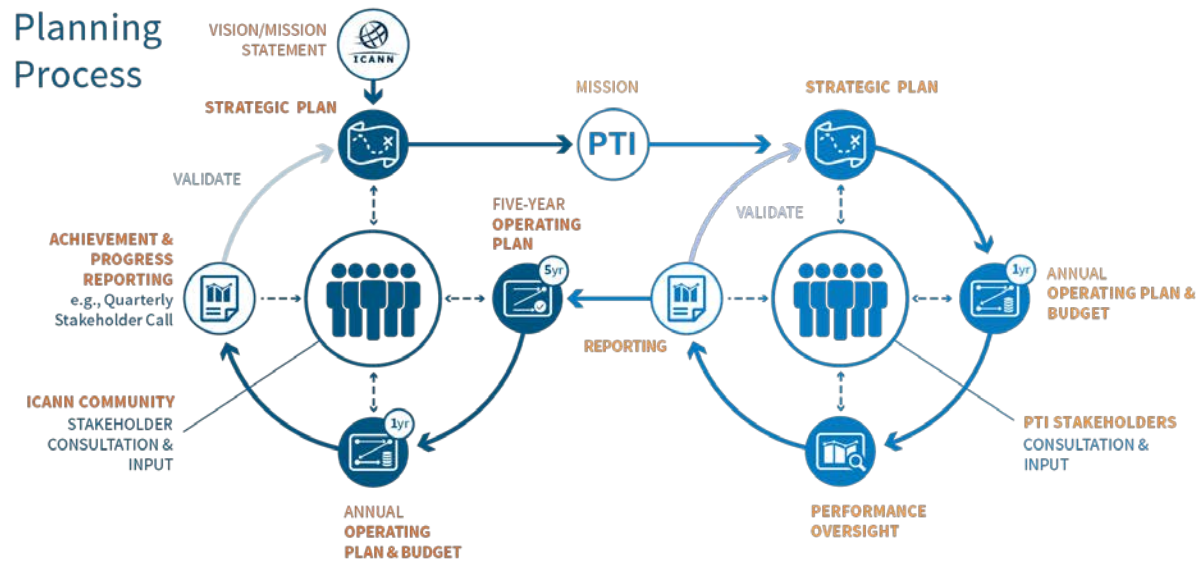
-
- An Appendix linking to a list of projects, for each portfolio, with the project-level budgeted costs by category.

The Supporting Organization (SO) and Advisory Committee (AC) Additional Budget Requests were evaluated and approved the Board on 19 April 2017. The list of the special request decisions adopted can be found on the [Finance Community Wiki](#).

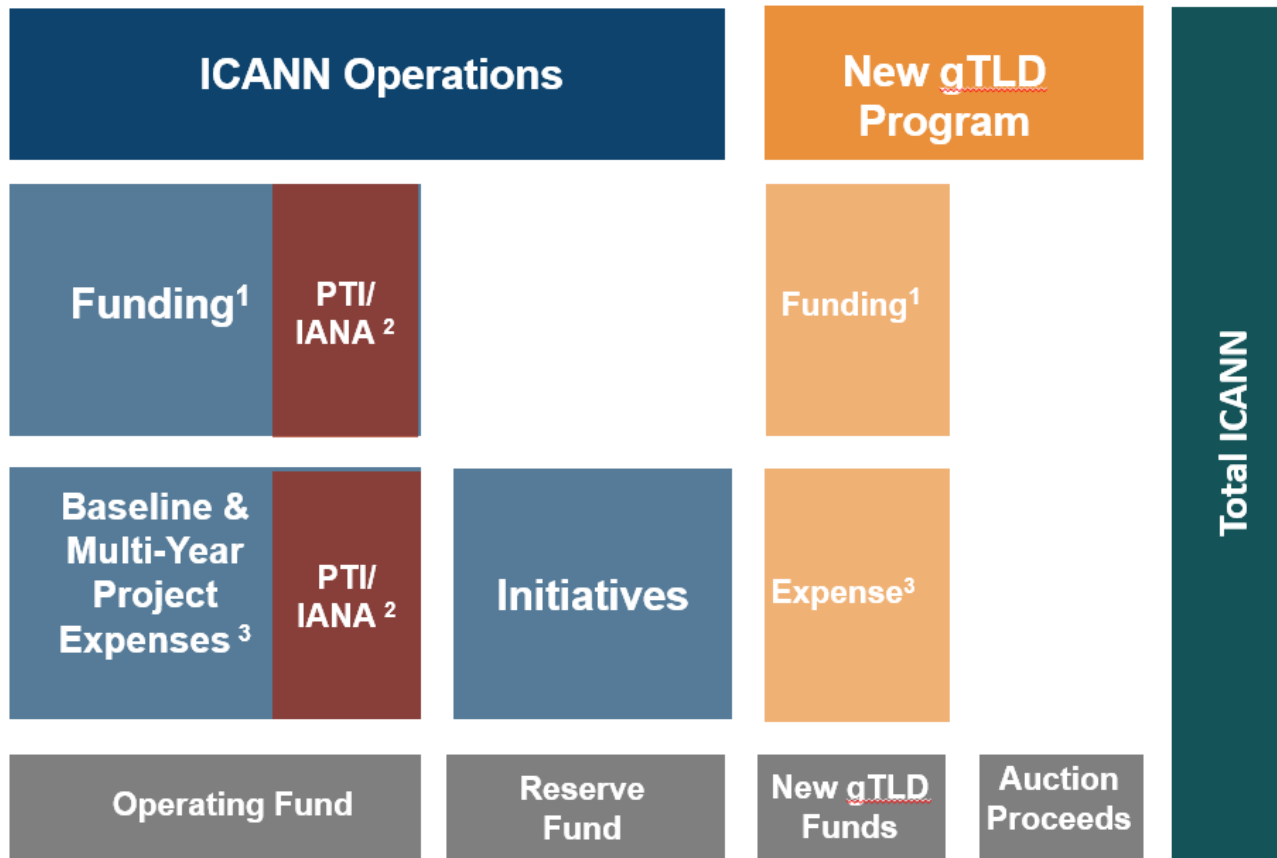
This final FY18 Operating Plan and Budget includes data on all projects planned to be carried out during FY18, and displays all cost categories for each project. Each project is also mapped to one of the five objectives of the ICANN Strategic Plan for fiscal years 2016–2020, through the hierarchy of portfolios and goals, making the rationale for each project and activity clear and transparent.

2 – Planning and Budget Overview

This graphic shows the five-year planning cycle (FY16-FY20), at a high level. The planning process consists of the ICANN Strategic Plan for fiscal years 2016–2020 and the Five-Year Operating Plan, which provide input and a basis for the annual planning process. This FY18 process has seen the introduction of the consultation on and development of an Operating Plan and Budget for PTI. PTI’s plans feed into the consultation on and development of both the IANA Services and ICANN Budgets.



This diagram shows the structure of the budget data in the rest of this document.



¹ Funding was previously labeled Revenue

² IANA Services includes ICANN's and PTI's IANA Expenses

³ Excludes depreciation and bad debt expenses

3 – ICANN Operations

This section provides an overview of the ICANN Operations funding and baseline cash expenses.

3.1 – Financial Overview

in Millions, USD	FY18 Proposed Budget					FY17 Forecast					Increase/(Decrease) vs. FY17 Forecast					
	ICANN Operations	IANA - PTI	Baseline- ICANN Operations ⁽¹⁾	IANA Transition	Total ICANN Operations	ICANN Operations	IANA - PTI	Baseline- ICANN Operations ⁽¹⁾	IANA Transition	Total ICANN Operations	ICANN Operations	IANA - PTI	Baseline- ICANN Operations ⁽¹⁾	IANA Transition	Total ICANN Operations	%
Funding	\$142.8	\$0.0	\$142.8	\$0.0	\$142.8	\$135.9	\$0.0	\$135.9	\$0.0	\$135.9	\$6.9	\$0.0	\$6.9	\$0.0	\$6.9	5.1%
Personnel	63.8	5.8	69.5	0.9	70.4	\$55.2	\$5.2	\$60.4	\$2.1	\$62.4	8.6	\$0.5	\$9.1	(\$1.1)	8.0	13%
Travel & Meetings	17.2	0.6	17.8	0.2	18.0	17.6	\$0.4	\$18.0	\$0.2	18.2	(0.4)	0.2	(0.2)	(0.0)	(0.2)	-1%
Professional Svcs.	26.2	1.4	27.7	2.0	29.7	25.9	1.3	27.2	3.5	30.7	0.3	0.1	0.4	(1.5)	(1.1)	-3%
Administration ⁽²⁾	17.3	1.6	18.8	0.0	18.8	15.3	1.7	17.0	0.0	17.0	1.9	(0.1)	1.8	(0.0)	1.8	11%
Capital	3.4	0.2	3.6	0.0	3.6	7.6	0.1	7.7	0.0	7.7	(4.2)	0.1	(4.1)	0.0	(4.1)	-53%
Contingency ⁽³⁾	4.9	0.5	5.3	0.0	5.3	0.0	0.0	0.0	0.0	0.0	4.9	0.5	5.3	0.0	5.3	n/a
Baseline Cash Expenses	\$132.8	\$10.0	\$142.8	\$3.1	\$145.9	\$121.6	\$8.7	\$130.4	\$5.7	\$136.1	\$11.2	\$1.3	\$12.5	(\$2.6)	\$9.9	7%
Increase/ (Decrease) to Net Assets	\$10.0	(\$10.0)	\$0.0	(\$3.1)	(\$3.1)	\$14.3	(\$8.7)	\$5.5	(\$5.7)	(\$0.2)	(\$4.2)	(\$1.3)	(\$5.5)	\$2.6	(\$2.9)	1564%
Average Headcount	386.8	22.6	413.8	4.3	418.1	336.9	21.3	358.2	10.8	369.0	49.9	1.3	55.6	(6.4)	49.1	13%

(1) Baseline consists of both the ICANN Operations and IANA - PTI figures.

(2) ICANN Operations excludes Depreciation and Bad Debt.

(3) The FY18 contingency expense represents an amount of budgeted expenses unallocated to specific activities or departments. FY17 activities covered by the contingency have been reported in the expense categories above based on the nature of the expense.

The following table describes Baseline-ICANN Operation's planned cash expenses by function for FY18.

in Millions, USD		FY18 Proposed Budget ⁽¹⁾			FY17 Forecast			Increase/(Decrease)			
Executive Group	Executive	EOP Hdct ⁽²⁾	Avg Hdct	Total	EOP Hdct	Avg Hdct	Total	EOP Hdct	Avg Hdct	Total	%
DNS Industry and Engagement	Atallah	28.0	28.0	7.8	27	25.7	7.2	1	2.3	0.6	9%
GDD Ops & Online Comm. Svcs	Atallah	53.0	52.5	\$13.4	46	33.3	\$9.1	7	19.2	\$4.3	46.5%
IANA	Atallah	18.0	18.0	4.6	15	13.5	3.1	3	4.5	1.5	47%
Operations	Bennett	17.0	17.0	\$8.1	17	9.9	\$6.5	-	7.1	\$1.6	24.6%
Strategic Communications	Burns	26.0	26.0	9.4	26	25.2	9.5	-	0.8	(0.1)	-1%
Finance & Procurement and ERM	Calvez	20.0	20.0	5.2	20	15.8	4.8	-	4.2	0.4	8%
Technical Functions	Conrad	19.0	18.0	8.6	17	14.6	6.8	2	3.4	1.8	27%
GSE, Meetings Ops, DPRD	Costerton	48.0	48.0	16.4	46	43.9	16.5	2	4.1	(0.2)	-1%
Contr. Compliance & Consumer Safeguards	Hedlund	29.0	29.0	5.6	26	26.2	4.9	3	2.8	0.7	14%
Governance Support	Jeffrey	20.0	19.0	9.0	17	16.2	7.4	3	2.8	1.6	21%
Governmental & IGOs Engagement	Kamel	8.0	8.0	3.3	7	7.0	3.3	1	1.0	0.1	2%
Executive	Marby	3.0	3.0	2.1	3	3.0	2.0	-	-	0.1	6%
Policy Dev Support and SO/AC Engagement	Olive	35.0	34.9	9.7	34	30.4	9.8	1	4.5	(0.1)	-1%
IT	Rangan	66.0	66.0	24.9	61	59.9	25.4	5	6.1	(0.4)	-2%
Global Human Resources & Admin	Schroeder	22.0	21.7	9.4	21	19.6	10.6	1	2.1	(1.2)	-11%
MSSI	Swinehart	17.0	17.0	6.9	17	12.9	6.3	-	4.1	0.7	11%
Ombudsman	Ombudsman	1.0	1.0	0.6	1	1.0	0.4	-	-	0.3	71%
New gTLD Allocations & Corporate (includes attrition)	Calvez	(13.3)	(13.3)	(2.2)	-	-	(3.1)	(13)	(13.3)	0.9	-28%
	Total	417	413.8	\$142.8	401	358.2	\$130.4	16	55.6	\$12.5	8%

(1) Includes contingency (\$5.3M).

(2) EOP = End of Period. This indicates the end of the Fiscal Year

3.2 – Funding

This section provides an overview of ICANN’s funding, starting with the assumptions that support the FY18 estimates. The best estimate matches the FY18 funding included in the FY18 budget. The high and low estimates provide for a sensitivity analysis of some of the funding items and are the result of variations of the best estimate.

	Funding Type	Best Estimate	High Estimate	Low Estimate
Legacy TLDs	Transaction-based fees	Assumes growth of transaction volume of 2.3% as per historical average.	Same as Best estimate	Growth of 1.5%
New TLDs	Fixed Fees	1,238 TLDs delegated assumed as of July 1, 2017 and 1,240 assumed delegated by June 31, 2018.	Same as Best estimate	Same as Best estimate
	Transaction-based fees	Transactions estimated using the per-TLD average number of transactions per month since delegation (average transactions during month 1, month 2,...) resulting in y/y transaction growth of 29.9%	Growth of 60.0% vs. 2017	Same as Best estimate

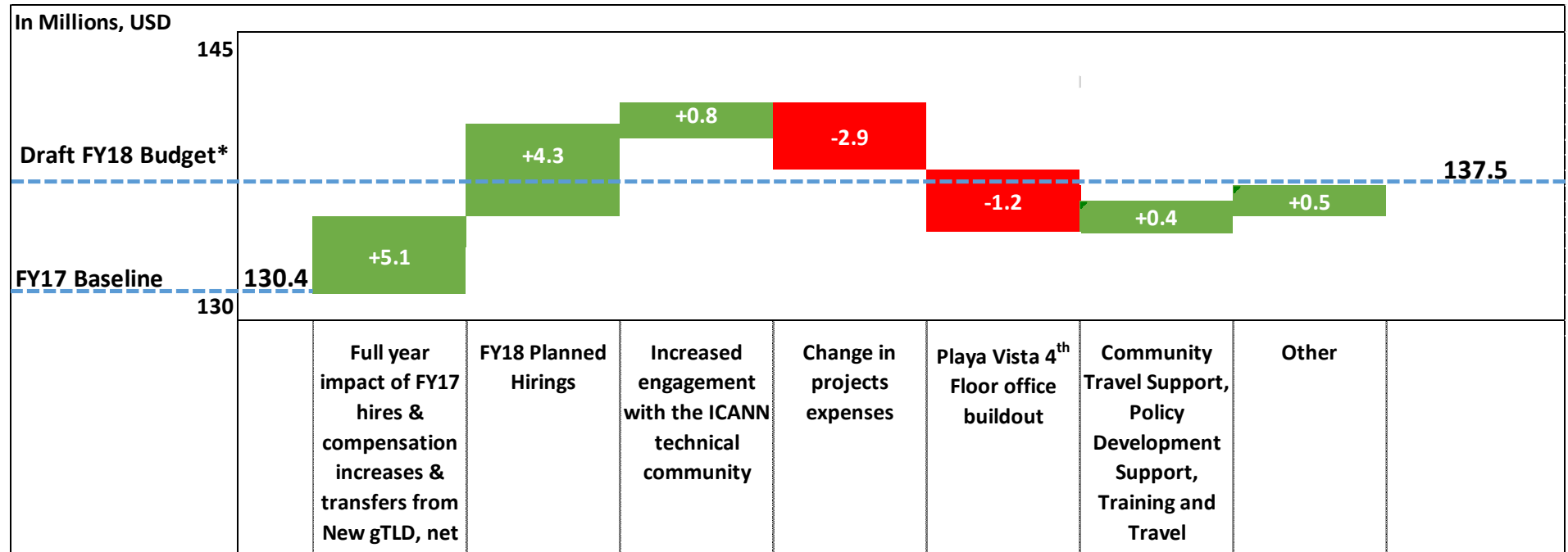
	Funding Type	Best Estimate	High Estimate	Low Estimate
Registrar Accreditation	Application fees	The number of accredited registrars is maintained at current levels and increases based on pending applications and 15 each Quarter, 60 for the year	Same as Best estimate	Same as Best estimate
	Accreditation fees	The number of registrars is reduced by 250 each quarter after FY18Q1 as a measure to account for a possible decline in AfterMarket accreditations as per conservative future outlook.	The number of accredited registrars is maintained at current levels and increases based on pending applications and 15 each Quarter, 60 for the year	Same as Best estimate
	Per-registrar variable fee	Constant total of \$3.4m	Same as Best estimate	Same as Best estimate
New gTLD Program	Application fees Revenue	Portion of application fees recognized in Funding ratably based on evaluation expense incurred vs total evaluation expenses forecasted	Same as Best estimate	Same as Best estimate

The following table describes ICANN's funding by source and type, comparing for each the best estimate for the FY18 budgeted year and for the FY17 current year.

In Millions, US dollars	FY 18 Best Estimate	FY17 Forecast	+Incr./-Decr.	%	FY18 Estimates	
					High	Low
Transactions						
Registry transaction fees - Legacy	\$ 48.4	\$ 46.4	\$ 2.0	4.3%	\$ 48.4	\$ 48.1
Registry transaction fees - New gTLD	8.9	6.1	2.7	44.9%	10.9	8.9
Registrar transaction fees - Legacy	29.4	27.8	1.6	5.9%	29.4	29.2
Registrar transaction fees- New gTLD	7.5	5.2	2.3	44.1%	9.2	7.5
Sub-total	94.2	85.5	8.7	10.1%	98.0	93.7
<i>Volume: legacy transactions (millions)</i>	163.6	159.9	3.7	2.3%	163.6	162.3
<i>Volume: New gTLD transactions (millions)</i>	41.7	32.1	9.6	29.9%	51.4	41.7
Sub-total	205.3	192.0	13.3	6.9%	214.9	204.0
<i>Volume: New gTLD billable transactions (millions)</i>	35.4	27.0	8.4	31.1%	43.7	35.4
<i>New gTLD Billable rate - average</i>	85.0%	84.2%	0.8%		85.0%	85.0%
Registry Fixed Fees	30.8	30.0	0.8	2.8%	30.8	30.8
Registrars accreditation						
Application fees	0.2	3.0	(2.8)	-93.0%	0.2	0.2
Accreditation fees - annual	10.5	10.3	0.2	1.9%	10.5	10.5
Per-registrar variable fees	3.4	3.4	-	0.0%	3.4	3.4
Sub-total	14.1	16.7	(2.6)	-15.5%	14.1	14.1
<i>Count of total Registrars - at end of year</i>	2,241	2,989	(748)	-25.0%	2,241	2,241
<i>Incr./Decr.) new Registrars - at end of year</i>	(748)	858	(1,606)	-187.2%	(748)	(748)
Contributions						
RIR	0.8	0.8	-	0.0%	0.8	0.8
ccTLD	2.1	2.1	-	0.0%	2.1	2.1
Meeting Sponsorships/other	0.8	0.8	-	0.0%	0.8	0.8
Sub-total	3.7	3.7	-	0.0%	3.7	3.7
ICANN Ops Revenue	\$ 142.8	\$ 135.9	\$ 6.9	5.1%	\$ 146.6	\$ 142.3

3.3 – ICANN Operations Baseline Cash Expenses

ICANN Operations baseline cash expenses budget (excluding contingency) is \$137.5 million this represents a \$7.1 million increase from \$130.4 million in FY17. See comments below.



(+) indicates an increase in expenses. (-) indicates a decrease in expenses.

*Excludes ICANN Ops Contingency of \$5.3M.

The \$7.1 million increase from \$130.4 million in FY17 to \$137.5 million in FY18 is driven by the following:

- ⦿ Full year impact of people hired in FY17 on FY18 budget: Increase in personnel costs due to:
 - i. 43 Organization members estimated to be hired in FY17 working a full year in FY18 versus a partial year in FY17.
 - ii. Personnel costs increases (merit, taxes, and fringe benefits).
 - iii. Nine Organization members transferring from the New gTLD Program to ICANN Operations at the beginning of FY18.
 - iv. Partially offset by estimated attrition.
- ⦿ Impact of FY18 new employees: average 26.1 Full-Time Equivalentents (FTEs).
- ⦿ Increased technical engagement with the ICANN Community, with emphasis on proactively planning for changes in the use of unique identifiers and developing technology roadmaps to help guide ICANN activities.
- ⦿ Lower projects expenses in FY18 due to the planned completion of prior year projects in FY17, such as the Root Zone Management System (RZMS) Enterprise Resource Planning (ERP) projects.
- ⦿ Expenses for the Playa Vista fourth floor office buildout incurred in FY17 that will not be incurred in FY18.
- ⦿ Community Travel Support, Policy Development Support, Training and Travel expense added as a result of public comment and ICANN organization changes
- ⦿ Other: Limited growth in all other areas (for example, inflationary increases).

The following table describes ICANN’s planned capital projects for FY18.

In Millions, USD		
Capital Purchase Type	FY18 Proposed Budget	Description
Computer Software	1.2	Development and testing outsourcing for Salesforce (Zensar and others)
Total Development & Testing	\$1.2	
Computer Software & Equipment	1.0	Salesforce maintenance, routing upgrades, L-root servers, DNS Stats machines, firewall, storage, etc.
Furniture & Fixtures/ Leasehold Improvements	0.2	Playa Vista hub office 4th floor improvements.
Machinery & Equipment (non-computer)	0.6	Hub office/ engagement center projectors, security equipment, copiers. IANA KMF maintenance and security replacement/ upgrades. SLA monitoring system, root server system support.
Total On-going replacements & improvements	1.7	
Computer Software	0.4	Technical Services Programs
Computer Software & Equipment	0.3	Website Enhancements Internal ICANN projects
Total Strategic	0.7	
Grand Total	\$3.6	

Key Management Facility (KMF): An ISO term. A protected enclosure for a room and cryptographic equipment and its contents where cryptographic elements reside. This is used to manage the Root DNS Key Signing Key

3.4 – IANA Stewardship Transition WS2

The FY18 Budget includes IANA Stewardship Transition WS2 expenses of \$3.1 million (see section 3.1 – Financial Overview table for the FY18 IANA Stewardship Transition budget by expense category). The WS2 work of the IANA Stewardship Transition expenses of \$8.8 million were not completed in FY17 and carry over to FY18. Total initiative expense approved for FY17 was \$8.8 million, funded from Reserve Fund. FY17 expenses are forecasted to be below budget by \$3.1 million which allows to fund FY18 WS2 expenses.

The WS2 FY18 budget was developed by the Project Cost Support Team (PCST) at the request of and based on the work plan submitted by the Co-Chairs.

Several chartering organizations indicated their support to the public comment requesting that the IANA Transition WS2 expense be included in the FY18 Budget

The CCWG-Accountability Work Stream 2: focuses on addressing accountability topics for which a timeline for developing solutions and full implementation may extend beyond the IANA Stewardship Transition. More information can be found at [WS2 - Enhancing ICANN Accountability Home](#).

For FY18, WS2 work requires support from ICANN organization for:

- organization of calls
- notes and follow up
- meetings organization and support
- constituent travel support
- professional services and advice (including legal advice).

3.5 – Risks and Opportunities

This section outlines the risks and opportunities to the FY18 budget and provides the potential impact of the risk or opportunity on the FY18 budget assumptions as either lower or higher funding or cost.

Risks (Probability)		Opportunities (Probability)	
Funding: Lower Legacy transactions	Low (\$0.5M)	Funding: Higher new gTLD transaction growth	Med +\$3.8M
Expenses: Potential impact of the bylaw-driven cycle of reviews both on Community and ICANN Organization workload and bandwidth.	Low	Expenses: Ability to reduce headcount growth as result of possible optimization of resources.	Med

Risk: defined as the possibility of lower funding or higher costs/opportunity is the opposite

3.6 – Unfunded Potential FY18 Activities

The following table describes activities that were considered during budget development, but are not included in the final FY18 Operating Plan and Budget. These activities will be considered for approval during FY18, based on priority and availability of funding. The list of activities is evolving and may change as additional information becomes available.

Function	Name	Description	FY18 Cash Expense	Total Project Expense	Annual recurring Expense	Estimated Start Date	Estimated End Date
Operations	Internal Controls Audit function	Create an Internal Controls Audit function, aiming at ensuring existence and effectiveness of the internal controls across ICANN	\$0.4	n/a	\$0.5	TBD	ongoing
Comms/LS	Communications/Language Services	Various projects of legacy translations, localization, and Comms meeting.	\$0.2	\$0.2	n/a	Jul-17	Jun-18
MSSI	Reviews support	Additional resources for review support, dependent upon reviews schedule	\$0.2	\$0.2	n/a	Jul-17	Jun-18
GSE	SSR capacity building and additional headcount	Additional resources for capacity building events and engagement in EMEA; Headcount in Brussels for SSR capacity building, Turkey engagement in Istanbul, Africa engagement (personnel, plus \$100k administrative)	\$0.4	n/a	\$0.3	Jul-17	ongoing
Meetings	Additional Meetings headcount	Dependent upon meeting schedule and staff availability (Personnel, travel)	\$0.2	n/a	\$0.2	TBD	ongoing
Legal	Additional Legal resources	Legal expertise in non-US locations (Personnel)	\$0.3	n/a	\$0.3	TBD	ongoing
Legal	Additional defense resources	Additional legal fees for defense in pre-litigation or litigation activities.	\$1.0	\$1.0	n/a	Jul-17	Jun-18
Finance	Additional business analysis	Additional resources to sustain the need for project analysis and increased reporting/transparency.	\$0.2	n/a	\$0.2	TBD	ongoing
Contractual Compliance	Additional professional services	Additional audit and metrics related activities for accountability/transparency.	\$0.1	\$0.1	n/a	Jul-17	Jun-18
Comms/LS	Communications	Ongoing management of ICANN.org	\$0.4	n/a	\$0.4	Jul-17	ongoing
Comms/LS	Communications	Government Relations support	\$0.2	n/a	\$0.2	Jul-17	ongoing
Policy Development Support	Document Production Pilot Support	Additional FY18 pilot resources to support testing of document development and production for self-identified eligible communities.	\$0.1	\$0.1	n/a	Jul-17	Dec-17
Community Travel Support	Community Regional Outreach program	This program was to be transferred from a the pilot special request category in prior years to the "core" icann budget planned for FY18 at an amount of 161,000.	\$0.1	\$0.2	n/a	Jul-17	Jun-18
Policy Development Support	Additional professional services	Additional FY18 funding for special professional services assistance in support of certain ccNSO and/or GNSO PDPs currently underway. This may take the form of some special advice, expertise or data needed to advise the PDP group in its formulation of a policy proposal to the Board.	\$0.1	\$0.1	n/a	Jul-17	Jun-18
Government Engagement	Additional professional services (engagement - capacity building)	Additional support trainer/workshops in underserved regions and developing economies for governments and law enforcement capacity building on DNS (meeting, travel, professional services) building on successful model from 2017 event	\$0.3	\$0.3	n/a	Jul-17	Jun-18
Communications	Information Transparency Initiative (ITI)	Implement content governance through a new internal Document Management System and externally facing Content Management System, a foundation for ICANN ecosystem-wide governance.	Not yet estimated	Not yet estimated	Not yet estimated	Jul-17	Jun-18
Sub-total			\$3.9	\$2.1	\$2.0		

3.7 – Caretaker Budget

As per “Section 6.2. Powers and Acknowledgements”, ICANN Bylaws define powers and rights attributed to the Empowered Community. One of these powers is:

(iii) Reject ICANN Budgets, IANA Budgets, Operating Plans (as defined in [Section 22.5\(a\)\(i\)](#)) and Strategic Plans (as defined in [Section 22.5\(b\)\(i\)](#)).

After approved by the Board, the IANA Budget and ICANN Budget each can only come into effect after giving time for the Empowered Community to consider whether it will raise a petition rejecting the budget. This is typically a 28 day period (21 days to raise a petition; 7 days to achieve support). Therefore, even when no petition is raised against the budget, there is a 28-day waiting period for the budget to go into effect.

If the Board approves either the IANA Budget or the ICANN Budget for the next fiscal year with less than 28 days remaining before that fiscal year begins, then a “Caretaker Budget” must be adopted. Under the Bylaws, there is both a “Caretaker ICANN Budget” and a “Caretaker IANA Budget” (described at Annexes E and F, respectively), which is required to go into effect if the respective budget is not able to come into full force and effect at the beginning of a fiscal year. The Caretaker Budget would also remain in effect during any Empowered Community Petition Process, if it were initiated, and remains in effect until the ICANN or IANA Budget at issue has been approved by the Board and not rejected by the Empowered Community.

Excerpts from the Bylaws on a “Caretaker ICANN Budget” and a “Caretaker IANA Budget” in Annexes E and F are reproduced in Appendix C.

Below is an attempt at a pragmatic approach to define the ICANN caretaker budget:

Using the Operating Plan and Budget that the ICANN Board would adopt as a basis, and with respecting the principles of the caretaker budget:

- ⦿ Suspend the publication of any new positions for hire, from the date of the rejection by the Empowered Community that is the veto date, until a new budget is adopted by the Board.
- ⦿ Reduce by 10% the total amount of allowed expenses for the categories Travel/Meeting and Professional Services of the Board-adopted budget, for the period starting on the date of the rejection by the Empowered Community until a new budget is adopted by the Board, using the monthly breakdown of the adopted budget.
- ⦿ Exclude any expense directly associated with the reason for which the Empowered Community rejected the Board-adopted budget”, if such expense can reasonably be isolated and avoided.

4 – PTI Operating Plan and Budget and IANA Budget Process Overview

The planning process for PTI and the IANA budget is incorporated into the ICANN planning process. PTI's and IANA's multiyear plans are a part of ICANN's Five-Year Operating Plan. The adopted version of the PTI Operating Plan and Budget becomes a component of ICANN's FY18 Operating Plan and Budget.

FY17 is the first year of the PTI and the IANA budget planning process. To further enhance the understanding and transparency of its activities, and ultimately its accountability in the management of funds in the public interest, the CCWG recommended that "PTI should submit a budget to ICANN at least nine months in advance of the fiscal year to ensure the stability of the IANA Services. It is the view of the CWG-Stewardship that the IANA Budget should be approved by the ICANN Board in a much earlier timeframe than the overall ICANN budget."

Consultations were conducted on PTI's final FY18 Operating Plan and Budget. After developing a final draft, it was published for Public Comment from 24 October 2016 until 10 December 2016. A report of responses to Public Comments was published in January 2017 and the completed Operating Plan and Budget was adopted by PTI's Board at the end of January 2017. The sections of this ICANN FY18 Operating plan and Budget relating to PTI are therefore already finalized and described in the PTI Operating Plan and Budget document.

4.1 – IANA Budget Overview

ICANN receives the input from PTI on its budget and then develops an IANA budget each year. The draft Operating Plan and Budget was presented for Public Comment on using ICANN’s Public Comment process. When that process ends, the ICANN organization develops a proposed Operating Plan and Budget for the ICANN Board to review and adopt. The adopted Budget forms the basis for ICANN’s funding of PTI operations.

FY18 PTI Budget in Millions, USD	PTI Operations FY18 Budget	PTI Operations FY17 Budget	Increase/(Decrease)	
			Total	%
FUNDING	\$9.6	\$9.0	\$0.6	7.0%
Personnel	\$5.8	\$5.2	\$0.5	10.4%
Travel & Meetings	\$0.6	\$0.4	\$0.2	42.3%
Professional Services	\$1.1	\$1.0	\$0.1	11.9%
Administration	\$1.2	\$1.2	\$0.0	2.4%
Contingency	\$0.5	\$0.6	(\$0.1)	-17.7%
Capital	\$0.1	\$0.1	(\$0.0)	-14.1%
Depreciation (b)	\$0.4	\$0.5	(\$0.1)	-26.2%
TOTAL CASH EXPENSES	\$9.6	\$9.0	\$0.6	7.0%
EXCESS/(DEFICIT)	\$0.0	\$0.0	\$0.0	0.0%
AVERAGE HEADCOUNT (FTE) (a)	22.6	21.3	1.3	6.2%

FY18 IANA Services Budget in Millions, USD	IANA Services FY18 Budget	IANA Services FY17 Budget	Increase/(Decrease)	
			Total	%
PTI Operations	\$9.6	\$9.0	\$0.6	7.0%
RZMA (Operating Exps & Capital) (c)	\$0.4	\$0.3	\$0.1	33.3%
TOTAL	\$10.0	\$9.3	\$0.7	7.8%

(a) FTE: Full-time staff equivalent

(b) Depreciation is treated as a cash expense for PTI since it will be reimbursed to ICANN

(c) RZMA = Root Zone Maintainer Agreement. It will be funded by ICANN Operations

The growth of expenses of the IANA budget from prior year, are largely driven by additional resources supporting both existing and new PTI activities resulting from the new governance model which replaces the role of the U.S. Government. On the basis of the scope of activities currently planned in the Operating Plan and Budget for the IANA functions, it is not currently expected that the IANA functions expenses would continue to increase year on year at the same rate.

5 – New gTLD Program

5.1 – New gTLD Program – Financial Summary

This section provides a financial summary of the New gTLD program.

ICANN (NgTLD) FEBRUARY 2017	FINANCIAL SUMMARY	In Millions, USD
--------------------------------	-------------------	------------------

	FULL PROGRAM		
	Current Estimate (Feb 2017)	Prior Estimate (Feb 2016)	Increase/ (Decrease)
Total Application Fees	-\$362.4	-\$362.2	
Less: Total Refunds	52.7	52.7	
Net Application Fees	-309.7	-309.5	0.3
Expenses			
Evaluation Costs	115.9	120.5	-4.6
Overheads	60.3	60.4	-0.2
Historical Development Costs	32.5	32.5	0.0
Total Operating Expenses	208.6	213.4	-4.8
Others *	5.4	6.7	-1.4
Remaining Balance	-\$95.8	-\$89.3	-\$6.5

* Includes net investment gains/loss and actual risk costs.

VARIANCE EXPLANATIONS

Evaluation Costs **-\$4.6**

Lower costs for legal professional fees due to internalization of efforts (-\$4.1M) for contracting and (-\$0.5M) for change requests.

Overhead **-\$0.2**

New gTLD team (-\$2.0M); Other overhead (-\$0.5M); Allocation for ICANN staff support (+\$2.3M)

Others **-1.4**

This includes actual risk costs of (+\$0.8M) and net investment gains (-\$2.1M). Future risk cost through the end of the program cannot be estimated.

*All information is related to the current round of the New gTLD Program (2012-2018)

5.2 – New gTLD Program – Multiyear View

1930 Applications	Statement of Activities by Fiscal Year								Statement of Activities for Full Program (Feb 2017)
	FY12 Actual	FY13 Actual	FY14 Actual	FY15 Actual	FY16 Actual	FY17 Forecast	FY18 Forecast	FY19 & Beyond Forecast	
New gTLD Applicant Fees		(166,846)	(45,887)	(71,366)	(27,390)	(21,013)	(28,532)	-	(361,034)
ICANN Applicant Support Contributions		-	-	-	-	(138,000)	-	-	(138)
Additional Fees		-	(539,576)	(513,684)	(228,893)	4,530	-	-	(1,278)
Refunds		8,936,382	12,080,161	18,448,194	2,189,095	2,003,075	9,045,957	-	52,703
Revenue (Net of Refunds)	\$ -	\$ (157,909)	\$ (34,347)	\$ (53,432)	\$ (25,429)	\$ (19,144)	\$ (19,486)	\$ -	\$ (309,747)
Initial Evaluation	3,172	57,491	3,650	23	-	-	-	-	64,336
Extended Evaluation	-	-	760	383	(15)	-	-	-	1,128
Quality Control	-	7,100	462	62	-	-	-	-	7,624
String Contentions	-	-	5	-	-	-	-	-	5
Objection Processes	39	3,550	(1,064)	(23)	-	-	-	-	2,503
Pre-delegation	-	124	4,003	3,072	2,371	2,144	1,808	-	13,522
Program Administration	450	2,347	4,800	3,911	1,947	5,569	4,093	3,700	26,816
gTLD Team	689	1,827	3,796	3,352	1,807	1,951	-	-	13,422
ICANN Staff Allocation	1,137	5,725	9,947	7,518	7,434	4,788	4,894	-	41,444
Other Overhead	107	228	1,991	2,034	345	626	56	-	5,388
Total Operating Expenses	\$ 5,594	\$ 78,394	\$ 28,350	\$ 20,331	\$ 13,889	\$ 15,078	\$ 10,851	\$ 3,700	\$ 176,187
Investment (Income)/Loss		811,131	(2,456,868)	(896,428)	(1,540,891)	(837,424)	-	-	(4,920)
Investment Unrealized (Gains)/Losses		-	-	-	(479,183)	261,875	-	-	(217)
Investment Realized (Gains)/Losses		-	-	-	337,689	(228)	-	-	337
Investment Management Fees	-	14	213	279	60	33	-	-	598
Historical Development Costs	-	15,396	4,616	5,956	2,322	2,122	2,042	-	32,454
Risk Costs	281	1,068	1,012	2,466	3,352	1,498	-	-	9,676
Total Other Income/(Expense)	\$ 281	\$ 17,289	\$ 3,384	\$ 7,804	\$ 4,052	\$ 3,077	\$ 2,042	\$ -	\$ 37,928
Change in Net Remaining Funds	\$ 5,874	\$ (62,227)	\$ (2,612)	\$ (25,297)	\$ (7,488)	\$ (988)	\$ (6,593)	\$ 3,700	\$ (95,632)

5.3 – New gTLD Program – Variance Analysis

	EXPENSES			REVENUE		
	Current Estimate (Feb 2017)	Prior Estimate (Feb 2016)	Increase/ (Decrease)	Current Estimate (Feb 2017)	Prior Estimate (Feb 2016)	Increase/ (Decrease)
FY12	\$5.6	\$5.6	\$0.0	\$0.0	\$0.0	\$0.0
FY13	93.8	93.8	0.0	-157.9	-157.9	0.0
FY14	33.0	33.0	0.0	-34.3	-34.3	0.0
FY15	26.3	26.3	0.0	-53.4	-53.4	0.0
FY16	16.2	20.4	-4.2	-25.4	-13.9	11.5
FY17	17.2	19.1	-1.9	-19.1	-27.7	-8.5
FY18	12.9	11.6	1.3	-19.5	-22.2	-2.7
FY19 & Beyond	3.7	3.7	0.0	0.0	0.0	0.0
Full Program *	\$208.6	\$213.4	-\$4.8	-\$309.7	-\$309.5	\$0.3

* Excludes Actual Risk Costs.

VARIANCE EXPLANATIONS

Expenses * -\$4.8

Evaluation Processing (-\$4.6M), gTLD team (-\$2.0M), and Other Overhead (-\$0.5M); offset by ICANN Staff Allocation (+\$2.3M).

* Detailed explanation of expenses provided in the following pages

5.4 – New gTLD Program – Operating Expenses Variance Analysis

Prior Estimate (Feb 2016)		
Operating Expenses	\$181.0	
Variations - Increase/(Decrease):		
Pre-Delegation	-4.1	Lower professional services costs for contracting due to internalized contracting efforts by New gTLD team.
Program Administration	-0.5	Higher professional services costs for CCT Metrics and Program Reviews
gTLD Team	-2.0	Lower costs due to re-allocation of staff to ICANN Operations
ICANN Staff Allocation	2.3	Allocation for ICANN staff increased due to shift of New gTLD staff to ICANN Ops
Other Overhead	-0.5	Depreciation (-\$0.2M); All other i.e. travel, etc. (-\$0.3M).
Current Estimate (Feb 2017) \$176.2		

6 – Total ICANN Overview

6.1 – FY18 Financial Overview

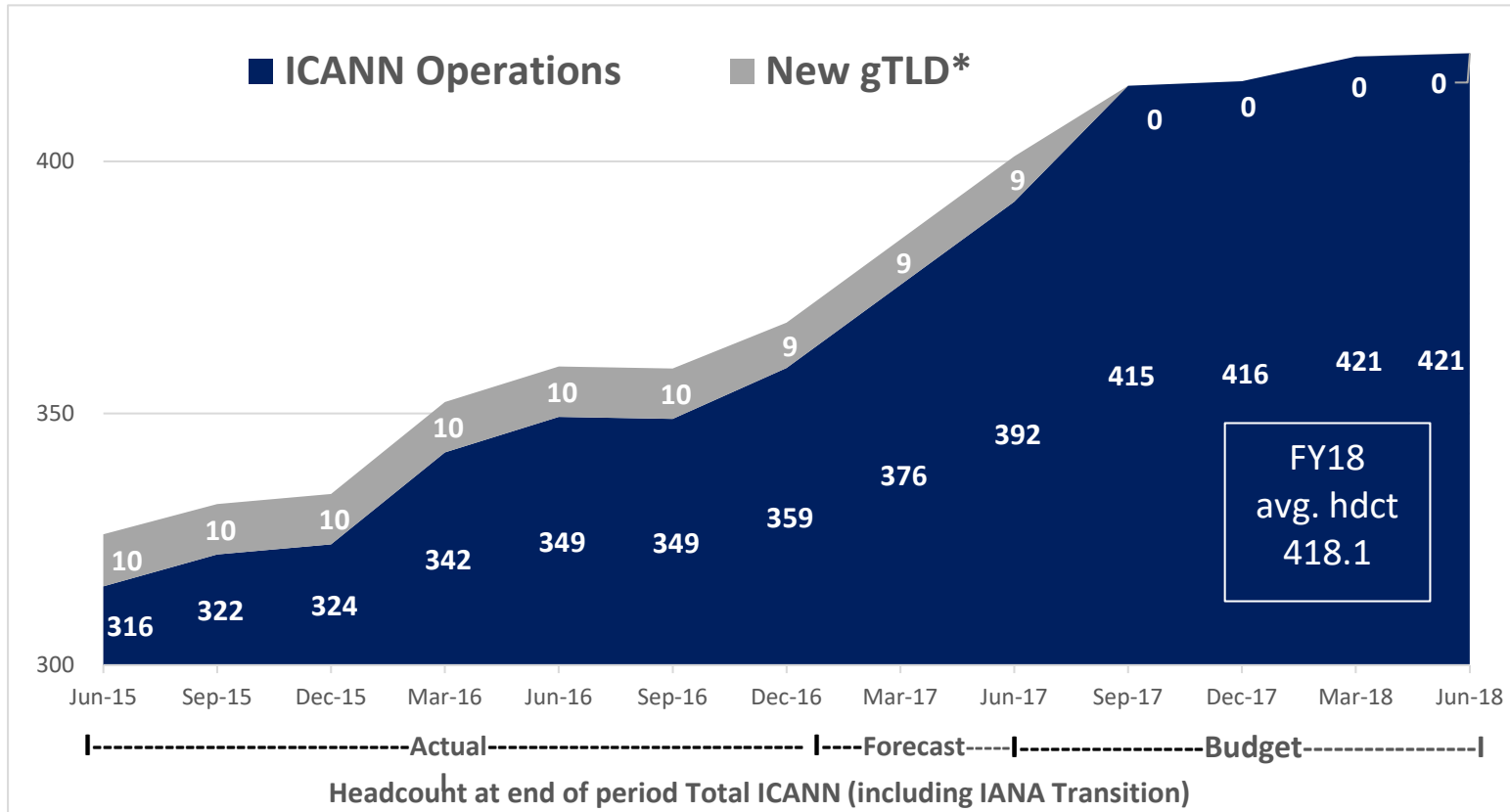
in Millions, USD	FY18 Proposed Budget			FY17 Forecast			Increase/(Decrease) vs. FY17 Forecast					
	Total ICANN Operations	New gTLD	Total ICANN	Total ICANN Operations	New gTLD	Total ICANN	Total ICANN Ops	%	New gTLD	%	Total ICANN	%
Funding	\$142.8	\$19.5	\$162.3	\$135.9	\$154.1	\$290.0	\$6.9	5.1%	(\$134.7)	-87.4%	(\$127.7)	-44.0%
Personnel	70.4	\$2.5	73.0	\$62.4	\$4.6	\$67.0	8.0	13%	(\$2.1)	-45%	5.9	9%
Travel & Meetings	18.0	0.7	18.7	18.2	\$1.0	19.2	(0.2)	-1%	(0.3)	-32%	(0.5)	-3%
Professional Svcs.	29.7	7.0	36.6	30.7	11.4	42.1	(1.1)	-3%	(4.4)	-39%	(5.4)	-13%
Administration ⁽¹⁾	18.8	0.7	19.5	17.0	1.1	18.1	1.8	11%	(0.4)	-37%	1.4	8%
Capital	3.6	0.0	3.6	7.7	0.0	7.7	(4.1)	-53%	0.0	n/a	(4.1)	-53%
Contingency ⁽²⁾	5.3	0.0	5.3	0.0	0.0	0.0	5.3	n/a	0.0	n/a	5.3	n/a
Baseline Cash Expenses	\$145.9	\$10.9	\$156.8	\$136.1	\$18.0	\$154.0	\$9.9	7%	(\$7.1)	-40%	\$2.7	2%
Increase/ (Decrease) to Net Assets	(\$3.1)	\$8.6	\$5.5	(\$0.2)	\$136.2	\$136.0	(\$2.9)	1564%	(\$127.5)	-94%	(\$130.4)	-96%
Average Headcount	418.1	0.0	418.1	369.0	9.0	378.0	49.1	13%	(9.0)	-100%	40.1	11%

(1) ICANN Operations excludes Depreciation and Bad Debt.

(2) The FY18 contingency expense represents an amount of budgeted expenses unallocated to specific activities or departments. FY17 activities covered by the contingency have been reported in the expense categories above based on the nature of the expense.

6.2 – Headcount – Three Year Overview

The headcount below represents the number of ICANN Organization members working on the last calendar day of each period.



*As the New gTLD Program progresses, the dedicated resources previously reported under the Program are transferring to ICANN Operations in FY18 and continue to support the Program as required.

6.3 – Cash Flow Synopsis

The following table describes ICANN’s planned cash inflows and outflows for FY18.

Cash Flow Statement	For the Year Ended 6/30/2018				
	Operating Fund	Reserve Fund	NgTLD	Auction Proceeds	Total
In Millions, US dollars					
Funds Under Management - June 30, 2017	\$ 44.9	\$ 58.6	\$ 123.7	\$ 233.0	\$ 460.1
Collected/ (refunded) from contracted parties	141.3		(9.0)		132.3
Auction Proceeds	-		-		-
Paid to vendors, net of reimbursement	(65.0)		(8.3)		(73.3)
Paid to employees, net of reimbursement	(71.8)		(2.5)		(74.3)
Reimbursement from Reserve Fund - IANA Transition Project Costs ⁽¹⁾	\$ 6.0	\$ (6.0)			-
Historical Development Costs	2.0		(2.0)		-
Capital expenditures	(3.6)		-		(3.6)
Change in investment market value		1.2	0.3	0.5	1.9
Funds Under Management - June 30, 2018	\$ 53.8	\$ 53.7	\$ 102.0	\$ 233.5	\$ 443.0

(1) The IANA Transition Project Costs are reimbursed from the Reserve Fund every six months for the previous six months of expenses. The FY18 impact represents the project expenses for (i) H2 FY17 (January 2017 through June 2017) and (ii) H1 FY18 (July 2017 through December 2017).

The above positions for the Operating Fund and Reserve Fund do not reflect the effect of potential decisions to be considered and approved by the Board that could affect these positions, for example a replenishment of the Reserve Fund by an allocation from the Operating Fund. Such Board decisions are made using the audited financial statements of each fiscal year, which are available by the end of October of every year, for the fiscal year closed on the previous 30 of June.

ICANN’s investment policies for the Reserve Fund and the New gTLD/Auction Proceeds are published on the ICANN.org website located at [ICANN investment-policy](#) and [New gTLD and Auction Proceeds investment-policy](#).

7 – FY18 Operating Plan and Budget – Description

7.1 – Management System

ICANN’s Five-Year Operating Plan informs the FY18 Operating Plan and Budget. The FY18 Operating Plan and Budget is aligned to the Five-Year Operating Plan in phasing and Key Performance Indicators. This allows us to map all activities and resources back to the five main Strategic Objectives developed by a community driven bottom up process.

- ⦿ Five Objectives – these were reviewed and revised during the development of ICANN Strategic Plan for fiscal years 2016–2020, which was adopted by the Board in October 2014.
- ⦿ 16 Goals – owned by the President and CEO’s executive team. Each goal has defined Key Success Factors to clarify what constitutes progress towards achieving a goal.
- ⦿ 59 Portfolios – each goal contains a set of portfolios, which are groups of related projects. These also have defined success metrics.
- ⦿ Over 320 Projects – Projects reflect ongoing work. Expenses are budgeted at the project level. A breakdown of all projects is linked from the Appendix. The budgeted amounts in this document are inclusive of capital expenditures and multiyear projects.

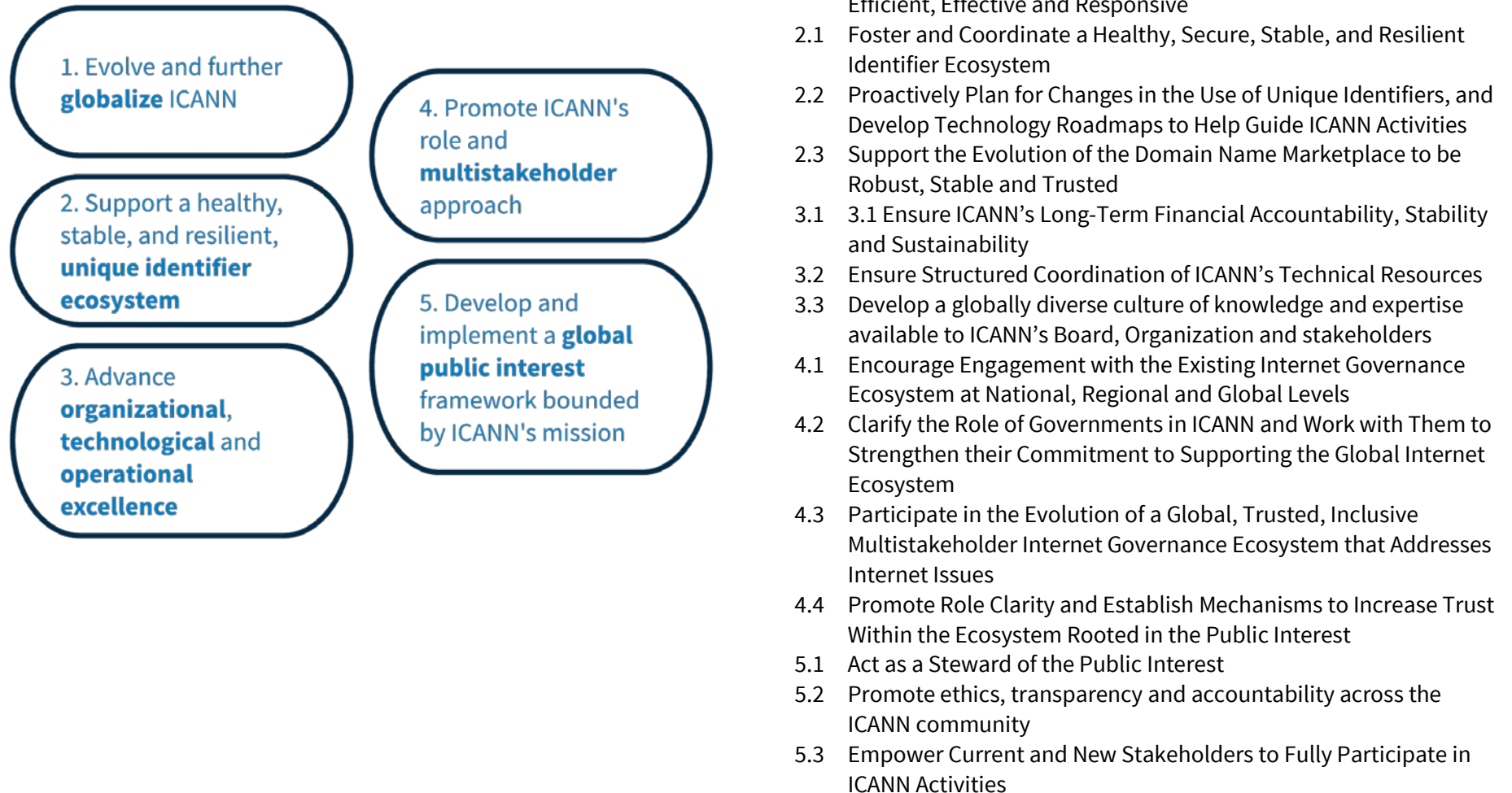
The budget amounts for each portfolio in the following sections are provided by cost category:

Meaning	Abbreviation
Personnel	Pers
Travel and Meetings	T&M
Administration	Admin
Capital	Capital
Full Time Equivalent	FTE

Values are shown in millions, USD. The term FTE refers to the full-time Organization equivalent dedicated to each portfolio.

The next page shows how ICANN’s five strategic objectives are subdivided into 16 strategic goals. These are each divided into portfolios of projects.

5 Strategic Objectives | 16 Goals



7.2 – 1.1 Further Globalize and Regionalize ICANN Functions

In FY18, we will focus on the following activities that work towards further globalizing and regionalizing ICANN functions:

1. Map community to regional engagement.
2. Implement recommendations resulting from examination of ICANN regional offices in support of ICANN globalization.

We will measure our success in achieving this goal by:

- ⦿ # of remote participation session hours and number of remote participants at ICANN meetings
- ⦿ % of sessions with live interpretation at ICANN meetings

Portfolios

1.1.1 – Raising Stakeholder Awareness of ICANN Worldwide

Description: This portfolio pertains to how ICANN communicates with stakeholders around the world to help raise awareness of ICANN’s mission, its multistakeholder model and its work. This portfolio is grouped with 1.2.1. Metrics to measure ongoing communications activities include active social and traditional media monitoring and measurement, global newsletter open rates and reach of speaking engagements.

1.1.2 – GSE Executive team coordination and administration

Description: This portfolio covers ICANN’s Global Stakeholder Engagement (GSE) prioritization and planning, across regions and functional areas. This portfolio is grouped closely with 1.2.2. The planning portfolio covers the organization of GSE and regionalization of ICANN functions and communications.

1.1.3 – Language Services

Description: Make information about ICANN and its work accessible to those who speak languages other than English in ways that enhance participation in, and the effectiveness of, the multistakeholder model. ICANN's translations are available in the six United Nations languages – Arabic, Chinese (Simplified), English, French, Russian and Spanish – to make ICANN more effective as a global organization. More languages are being supported to promote inclusion.

We do this in two ways:

- ⦿ By providing support to hub and engagements offices, such as Turkish for the Istanbul hub.
- ⦿ By promoting the Translation/Localization Kit Program, where ICANN Language Services works with the community to translate documents into languages not supported within the UN set of languages.

These languages include Japanese, Korean, and some others. ICANN Language Services also promotes teleconference interpretation support in the six United Nations languages for all working group calls and any other teleconference call where the presence of support of availability of other languages may increase and facilitate participation.

Portfolios	FTE	Pers	T&M	Prof Svcs	Admin	Capital	Total
1.1.1 Raising Stakeholder Awareness of ICANN Worldwide	18.0	2.9	0.2	0.7	0.2	0.0	4.0
1.1.2 GSE Executive Team Coordination and Administration	4.5	0.9	0.1	0.1	0.2	0.0	1.2
1.1.3 Language Services	5.8	0.6	0.0	3.8	0.4	0.0	4.8
Total	28.3	\$4.3	\$0.4	\$4.5	\$0.8	\$0.0	\$10.0

7.3 – 1.2 Bring ICANN to the World by Creating a Balanced and Proactive Approach to Regional Engagement with Stakeholders

In FY18, we will focus on the following activities that work towards bringing ICANN to the world by creating a balanced and proactive approach to regional engagement with stakeholders:

1. Map Stakeholder Journey to regional engagement.
2. Enhance online ICANN meeting hubs to contribute to and increase engagement during meetings.
3. Review effectiveness of ICANN web tools for supporting globalization and regionalization for community.

We will measure our success in achieving this goal by:

- ⦿ Global/regional engagement activities to show a balanced and proactive approach to regional engagement
- ⦿ Stakeholder Participation at ICANN meetings by region

Portfolios

1.2.1 – Engage Stakeholders Regionally

Description: This portfolio covers the mechanisms for delivering on ICANN’s regional and functional engagement strategies (including regional and functional area work plans, stakeholder engagement heat map).

1.2.2 – Meeting Services

Description: All work associated with planning and running ICANN’s three public meetings a year.

Portfolios	FTE	Pers	T&M	Prof Svcs	Admin	Capital	Total
1.2.1 Engage Stakeholders Regionally	28.8	5.0	1.8	0.3	0.9	0.3	8.3
1.2.2 Meeting Services	9.2	1.4	6.0	2.1	0.5	0.0	10.1
Total	38.0	\$6.4	\$7.8	\$2.4	\$1.4	\$0.3	\$18.4

7.4 – 1.3 Evolve Policy Development and Governance Processes, Structures and Meetings to be More Accountable, Inclusive, Efficient, Effective and Responsive

For FY18, we continue to consolidate progress made towards the following activities that work towards evolving policy development and governance processes, structures and meetings to be more accountable, inclusive, efficient, effective and responsive:

1. Complete a comprehensive assessment, every two years, of delivery of all resources and capabilities that are provided to the stakeholders.
2. Analyze, evaluate and plan for how to balance resource abilities and capabilities among stakeholders (every two years).
3. Assess progress towards five-year goal – toward wide use of improved tools and mechanisms for global participation and representation, including the use of remote participation to engage stakeholders from emerging regions.
4. Implement improvements resulting from ICANN Reviews as part of continuous accountability enhancement work.
5. Support one or more At-Large General Assemblies.

We will measure our success in achieving this goal by:

- ⊙ Representation and Participation in the policy development and governance processes
- ⊙ Quantity of Activity index
- ⊙ Quantity of Activity and Productivity index

Portfolios

1.3.1 – Support Policy Development, Policy-Related and Advisory Activities

Description: Optimize efficiency and effectiveness of community policy development and advice efforts.

1.3.2 – Reinforce Stakeholder Effectiveness, Collaboration and Communication Capabilities

Description: To optimize collaboration and engagement of ICANN Supporting Organizations and Advisory Committees, and increase and measure the number of exchanges (meetings and correspondence) that take place between them (and the Board as appropriate) as they consult and discuss strategic and policy issues/matters.

1.3.3 – Evolving Multistakeholder Model

Description: Planning and implementation of ICANN’s online education platform to:

- ⊙ Support increased, informed, global involvement in ICANN
- ⊙ Plan for evolving ICANN’s multistakeholder model
- ⊙ Facilitate the development and publication of academic research on the multi-stakeholder model for DNS coordination, Internet policy development and governance.

Portfolios	FTE	Pers	T&M	Prof Svcs	Admin	Capital	Total
1.3.1 Support Policy Development, Policy-Related and Advisory Activities	34.5	4.5	1.1	1.1	0.1	0.0	6.7
1.3.2 Reinforce Stakeholder Effectiveness, Collaboration and Communication Capabilities	1.5	0.2	1.9	0.0	0.0	0.0	2.1
1.3.3 Evolving Multistakeholder Model	0.6	0.2	0.0	0.3	0.0	0.0	0.5
Total	36.5	\$4.8	\$3.0	\$1.4	\$0.1	\$0.0	\$9.3

7.5 – 2.1 Foster and Coordinate a Healthy, Secure, Stable, and Resilient Identifier Ecosystem

In FY18, we intend to do the following to foster and coordinate a healthy, secure, stable, and resilient identifier ecosystem:

1. Deliver services to the ICANN Community according to service level targets.
2. Monitor and manage service delivery against targets, identify opportunities for improvement and efficiency.
3. Standardize methodology, processes and tools for managing action request and Implement process improvements for increased operational efficiency and customer satisfaction.
4. Implement system enhancements for increased operational efficiency and effectiveness.
5. Implementation and Deployment of enhancements to User Interface for the Protocol Parameter requests.
6. Modernization and enhancements of the IANA website.
7. Root Zone customer API for operators that manage portfolios of many domains.
8. Continue to lead and support Registration Data Services (WHOIS) activities to promote trust and confidence in the Internet for all stakeholders.

We will measure our success in achieving this goal by:

- ⦿ % of Service Level Targets met for delivery of services across multiple departments including but not limited to IANA Services, GDD Operations, and Global Customer Support departments

Portfolios

2.1.1 – PTI Operations¹

Description: Operational responsibilities for maintaining registries for protocol parameters, IP numbers, Autonomous System Numbers, and root zone changes. Maintenance of relationship with Internet Engineering Task Force, Internet Architecture Board, five Regional Internet Registries, and TLD operators

2.1.2 – PTI Technical System Enhancements²

Description: Software enhancements, tool development, and other discrete projects to improve delivery of the IANA Services

2.1.3 – Action Request Register Management

Description: Implementation of processes and tools to track the receipt, consideration, response, and closure of request made to ICANN’s Board, CEO or Organization. Requests to include items from Supporting Organizations, Advisory Committees, Review Teams, and others.

¹ This portfolio is a part of PTI’s FY18 plans, which have been consulted on [\(Appendix B\)](#), published for [Public Comment](#), adopted by the [PTI Board](#).

² This portfolio is a part of PTI’s FY18 plans, which have been consulted on [\(Appendix B\)](#), published for [Public Comment](#), adopted by the [PTI Board](#).

2.1.4 – Global Domains Division Operations

Description: Projects related to the service implementation and ongoing delivery of services to contracted parties by the GDD. This includes reviewing and improving the way services are delivered.

2.1.5 – Global Customer Support

Description: Projects related to the development, implementation and ongoing operations of the ICANN Customer Service Center. This includes support, engagement and advocacy for the global registrant community.

2.1.6 – Product Management

Description: Projects and ongoing activities in support of the New gTLD Program, including technical development work for service platforms.

2.1.7 – Registration Data Services (WHOIS)

Description: Projects related to Registration Data Services (WHOIS) activities and efforts aimed at promoting trust and confidence in the Internet for all stakeholders.

Portfolios	FTE	Pers	T&M	Prof Svcs	Admin	Capital	Total
2.1.1 PTI Operations	21.7	3.8	0.5	1.6	0.4	0.0	6.3
2.1.2 PTI Technical System Enhancements	1.5	0.4	0.0	0.1	0.0	0.0	0.4
2.1.3 Action Request Register Management	0.1	0.0	0.0	0.0	0.0	0.0	0.0
2.1.4 Global Domains Division Operations	25.6	4.8	0.7	2.3	0.3	0.0	8.1
2.1.5 Global Customer Support	12.7	1.3	0.1	0.0	0.2	0.0	1.6
2.1.6 Product Management	9.0	1.8	0.0	0.4	0.2	0.0	2.4
2.1.7 Registration Data Services (WHOIS)	0.3	0.1	0.0	0.2	0.0	0.0	0.2
Total	70.8	\$12.2	\$1.4	\$4.6	\$0.9	\$0.1	\$19.1

7.6 – 2.2 Proactively Plan for Changes in the Use of Unique Identifiers and Develop Technology Roadmaps to Help Guide ICANN Activities

In FY18, we will continue focusing on the activities that work towards proactively planning for changes in the use of unique identifiers and developing technology roadmaps to help guide ICANN activities:

1. Complete implementation of first year of technology roadmaps.
2. Publish at least two more white papers on identifier technology.
3. Demonstrate growth in ratios in developing regions.

We will measure our success in achieving this goal by:

- ⦿ An Identifier Technologies Health Index, which will measure ICANN's contribution to the health of identifiers in both the ICANN and broader Internet communities.

Portfolios

2.2.1 – Identifier Evolution

Description: Track and support the evolution of the Internet's system of unique identifiers through venues such as the [IETF](#), [DNS-OARC](#), [W3C](#), the [RIRs](#), and other relevant bodies.

2.2.2 – Technical Reputation

Description: Measure ICANN's technical reputation across diverse communities and use this to help ICANN develop and improve to grow satisfaction with its performance.

2.2.3 – Security, Stability, and Resiliency of Internet Identifiers

Description: Work to observe, assess and improve the security, stability, and resiliency (SSR) of the Internet's Identifier systems in close collaboration with other ICANN departments and the wider community. This will be achieved through a range of activities including risk awareness and preparedness, measurement and analysis of identifier system behaviors or performance, and cooperative outreach that emphasizes coordination, capability building, and knowledge transfer.

Portfolios	FTE	Pers	T&M	Prof Svcs	Admin	Capital	Total
2.2.1 Identifier Evolution	3.9	1.0	0.3	0.3	1.0	0.1	2.7
2.2.2 Technical Reputation	-	0.0	0.0	0.0	0.0	0.0	0.0
2.2.3 Security, Stability, and Resiliency of Internet Identifiers	6.7	2.0	0.3	0.4	0.5	0.1	3.3
Total	10.6	\$3.0	\$0.6	\$0.7	\$1.5	\$0.1	\$6.0

7.7 – 2.3 Support the Evolution of Domain Name Marketplace to be Robust, Stable and Trusted

In FY18, we will continue to support the development of a robust, stable and trusted domain marketplace by:

1. Ongoing development and monitoring of the Domain Name Marketplace Health Index.
2. Improving customer satisfaction by reducing survey gap by at least 10% year over year.
3. Showing stable healthy year over year growth in the domain name industry.

We will measure our success in achieving this goal by:

- ⦿ Publishing a twice yearly Domain Name Marketplace Health Indicators Report

Portfolios

2.3.1 – GDD Technical Services

Description: Projects to enhance systems, services and technical subject matter expertise related to a safe, secure, and reliable operation of the DNS.

2.3.2 – Internationalized Domain Names

Description: Support the introduction and universal acceptance and adoption of Internationalized Domain Names (IDNs).

2.3.3 – New gTLD Program

Description: Projects and ongoing activities in support of the New gTLD Program. Activities include:

- ⦿ Program Operations to support new gTLD contracting, as well as before delegation operations including Pre-Delegation Testing, Registry Onboarding and Transition to Delegation.
- ⦿ Operate and support Trademark Clearinghouse to enable New gTLD launch processes.
- ⦿ Project to capture FY17 cost allocations from ICANN to New gTLD Program budget.

2.3.4 – Outreach and Relationship Management with Existing and New Registry and Registrar Community Members

Description: Create outreach and engagement strategies for registry and registrar operators to promote and cultivate a positive and constructive relationship among ICANN Organization, registries, registrars and other participants in the domain name industry value chain. Activities include having dedicated account managers, conducting workshops, webinars, and inter-sessional meetings, and attending ICANN meetings.

2.3.5 – Domain Name Registrants

Description: Domain Name Services ongoing operations and Industry Engagement.

2.3.6 – Subsequent Procedures for New gTLDs

Description: Projects related to (1) tracking and reporting on the community’s work to prepare for subsequent procedures for new gTLDs; (2) planning for and implementation of any Board-adopted review or policy recommendations on subsequent procedures.

2.3.7 – Universal Acceptance

Description: ICANN support to the Internet community to enable all protocol valid domains - including ccTLDs, gTLDs, and IDNs - to work in applications regardless of the age or script. This work is intended to support the goals of user choice, user confidence, and competition.

2.3.8 – Registry Services

Description: Projects related to managing the contracts, defining new services, and building a strong relationship with current and future registry operators.

2.3.9 – Registrar Services

Description: Projects related to managing the contracts, defining new services, and building a strong relationship with current and future registrar operators.

2.3.10 – Registrant Services

Description: Projects related to defining activities to better inform, educate, service and support registrants while staying within ICANN’s restated mission.

Portfolios	FTE	Pers	T&M	Prof Svcs	Admin	Capital	Total
2.3.1 GDD Technical Services	3.4	0.8	0.0	0.3	0.0	0.1	1.1
2.3.2 Internationalized Domain Names	2.3	0.4	0.1	0.6	0.0	0.0	1.2
2.3.3 New gTLD Program	4.0	3.4	0.7	5.1	0.7	0.0	9.8
2.3.4 Outreach and Relationship Management with existing and new Registry and Registrar Community members	-	0.0	0.0	0.0	0.0	0.0	0.0
2.3.5 Domain Name Registrants	6.5	1.1	0.3	0.1	0.1	0.0	1.6
2.3.6 Subsequent Procedures for New gTLDs	2.3	0.4	0.0	0.2	0.0	0.0	0.5
2.3.7 Universal Acceptance	-	0.0	0.0	1.4	0.0	0.0	1.4
2.3.8 Registry Services	10.4	1.8	0.1	0.4	0.0	0.0	2.2
2.3.9 Registrar Services	8.9	1.4	0.0	0.7	0.0	0.0	2.2
2.3.10 Registrant Services	2.1	0.3	0.0	0.2	0.0	0.0	0.6
Total	39.7	\$9.5	\$1.3	\$8.9	\$0.8	\$0.1	\$20.6

7.8 – 3.1 Ensure ICANN’s Long-Term Financial Accountability, Stability and Sustainability

In FY18, we will focus on the following activities that work towards ICANN’s long-term financial accountability, stability and sustainability:

1. Achieve the foundation for Key Success Factors (outcome) supported by adequate system advancement in place.
2. Continue to improve and achieve elevated target performance levels as per roadmap.
3. Modify roadmap as needed.

We will measure our success in achieving this goal by:

- Financial accountability, stability and sustainability indices (composite index of ratios and metrics) including but not limited to:
 - Actual to budget Reserve Fund balance and utilization, and financial performance metrics
 - Internal control performance indicators
 - % project completion indices (with emphasis on major projects)
 - % comparisons of actual to target succession plan readiness
 - % comparisons of actual to target enterprise risk management roadmap achievements
- On-time delivery index of the ICANN Planning process (includes: ICANN Five-Year Strategic Plan for FY16-FY20, Five-Year Operating Plan, Fiscal-Year Operating Plan and Budget, achievements and progress reporting)

Portfolios

3.1.1 – Strategic and Operating Planning

Description: Review of the Five-Year Strategic and Operating Plan Implementation, and the development of FY19 Operating Plan and Budget.

3.1.2 – Finance and Procurement

Description: All finance and procurement activities for the entire organization, in all locations. Includes the following functions: accounting (including accounts payable and billing), reporting and analysis, planning, tax, audit, procurement (purchase order processing, approval), sourcing.

3.1.3 – Enterprise Risk Management

Description: Continue the focus on planning, assessing risk, evaluating mitigation, monitoring and progress reporting to minimize the effects of risks to the organization.

3.1.4 – Security Operations

Description: Further development of ICANN’s Security Operations roadmap for effective internal security. Key aspects include identifying, understanding and treating the security risks within our environment, and minimizing the likelihood of a risk impacting the ICANN team and work.

Portfolios	FTE	Pers	T&M	Prof Svcs	Admin	Capital	Total
3.1.1 Strategic and Operating Planning	6.5	1.2	0.2	0.6	0.0	0.0	2.1
3.1.2 Finance and Procurement	17.9	2.7	0.1	0.3	1.4	0.0	4.4
3.1.3 Enterprise Risk Management	1.3	0.5	0.0	0.0	0.0	0.0	0.6
3.1.4 Security Operations	4.2	0.8	0.3	0.9	0.1	0.0	2.0
Total	29.9	\$5.2	\$0.6	\$1.8	\$1.6	\$0.0	\$9.1

7.9 – 3.2 Ensure Structured Coordination of ICANN’s Technical Resources

In FY18, we will focus on the following activities that work towards ensuring structured coordination of ICANN’s technical resources:

1. Drive IT Services uptime for Tier 1 towards 99.99% availability.
2. Measure and compare metric for the IANA Services against baseline for year over year improvement.
3. Report on metric for on-time, on-budget IT projects delivery, driving to improvement year over year on performance.

We will measure our success in achieving this goal by:

- ⦿ % of global IT infrastructure uptime (scaling from 99.9% in FY 2016 to 99.999% in 2020 for ICANN Community engagement and information web services)

Portfolios

3.2.1 – Cybersecurity Hardening and Control

Description: All on-going infrastructure projects and services to maintain adequate performance of the systems supporting all ICANN operations.

3.2.2 – IT Infrastructure and Service Scaling

Description: Work towards a top-tier global IT infrastructure performing at 99.999% uptime and have ICANN recognized by the global community as having technical excellence and thought leadership.

3.2.3 – Root Systems Operations

Description: Facilitating the continued evolution of the root server system to ensure its ongoing security, stability, and resiliency as DNS technology and operations change over time: maintenance of relationships with the Root Server Operators, RSSAC, and related stakeholders.

Portfolios	FTE	Pers	T&M	Prof Svcs	Admin	Capital	Total
3.2.1 Cybersecurity Hardening and Control	2.1	0.2	0.0	0.6	0.1	0.1	1.1
3.2.2 IT Infrastructure and Service Scaling	53.7	9.3	0.3	1.5	5.8	2.3	19.2
3.2.3 Root Systems Operations	6.1	1.1	0.3	0.4	0.3	0.3	2.5
Total	61.9	\$10.7	\$0.6	\$2.5	\$6.2	\$2.7	\$22.8

7.10 – 3.3 Develop a Globally Diverse Culture of Knowledge and Expertise Available to ICANN’s Board, Organization, and Stakeholders

In FY18, we will focus on one core activity to work towards developing a globally diverse culture of knowledge and expertise available to ICANN’s Board, Organization and stakeholders.

1. Identify gaps and continue to improve.
2. Advance on applying systems to refine measurements.
3. Collaborate with stakeholders on progress evaluation and improvements.

We will measure our success in achieving this goal by:

- ⦿ % of achievement in comparison to best practice benchmark metrics of global diverse culture, and knowledge levels of Board, Organization and stakeholders
- ⦿ % of completion - actual to target implementation milestones of global development programs to advance the knowledge and expertise of Organization, Board and stakeholders

Portfolios

3.3.1 – People Management

Description: Establishing and developing the right mix of skills to accomplish critical business needs at both leadership and Organization level. Work includes focuses on areas including talent acquisition, leadership development, team effectiveness, learning and skill development, and organizational change management.

3.3.2 – ICANN Technical University

Description: Providing a mechanism to improve the technical understanding of the technology ICANN coordinates.

3.3.3 – Organizational Assessment and Continuous Improvement

Description: Integration between ICANN’s organizational planning, assessment, reporting, and improvement activities. Guidance to advance organizational, technological and operational excellence.

3.3.4 – Board Operations

Description: Provide Organization support to the ICANN and PTI Boards of Directors.

3.3.5 – Global Operations

Description: Various programs and projects to support the globalization of operations functions, such as HR and Finance.

Portfolios	FTE	Pers	T&M	Prof Svcs	Admin	Capital	Total
3.3.1 People Management	10.7	1.9	0.1	0.4	0.1	0.0	2.6
3.3.2 ICANN Technical University	-	0.0	0.0	0.0	0.0	0.0	0.0
3.3.3 Organizational Assessment and Continuous Improvement	3.7	0.7	0.0	0.3	0.1	0.0	1.2
3.3.4 Board Operations	2.5	0.3	0.0	0.2	0.0	0.0	0.6
3.3.5 Global Operations	17.0	3.3	0.5	0.7	5.6	0.3	10.3
Total	34.0	\$6.3	\$0.7	\$1.6	\$5.8	\$0.3	\$14.6

7.11 – 4.1 Encourage Engagement with the Existing Internet Governance Ecosystem at National, Regional and International Levels

In FY18, we will focus on the following activities that work towards encouraging engagement with the existing Internet Governance (IG) Ecosystem at national, regional and international levels:

1. Complete third year review and revisions of strategy as necessary based up FY17 work.
2. Evolution of global and regional work plans if necessary to reflect outcome of strategy review and revision.

We will measure our success in achieving this goal by:

- ⦿ A trended composite index measuring interactions between ICANN and national governments, regional governmental entities, and Intergovernmental organizations, and international organizations

Portfolios

4.1.1 – Coordination of ICANN Participation in Internet Governance

Description: This portfolio includes those projects that coordinate ICANN’s support for and participation in the Internet Governance Ecosystem as well as collaboration with other entities in the ecosystem on projects and initiatives of shared interest.

Portfolios	FTE	Pers	T&M	Prof Svcs	Admin	Capital	Total
4.1.1 Coordination of ICANN Participation in Internet Governance	1.1	0.3	0.0	0.0	0.2	0.0	0.6
Total	1.1	\$0.3	\$0.0	\$0.0	\$0.2	\$0.0	\$0.6

7.12 – 4.2 Clarify the Role of Governments in ICANN and Work with them to Strengthen their Commitment to Supporting the Global Internet Ecosystem

In FY18, we will focus on the following activities that work towards clarifying the role of governments in ICANN and work with them to strengthen their commitment to supporting the global Internet ecosystem:

1. Third year review of strategy and implementation of any changes developed through review and revision brought forward to FY17.
2. Revise global and regional work plans to reflect outcome of strategy review.
3. Two informational and technical skills workshops for regional GAC members as part of demand driven engagement.

We will measure our success in achieving this goal by:

- ⦿ Increase # of GAC members attending ICANN public meetings, reported by region

Portfolios

4.2.1 – Support GAC Engagement

Description: This portfolio includes those projects supporting the activities of the Governmental Advisory Committee and those that facilitate outreach to increase participation in the work of the GAC.

4.2.2 – Engagement with Governments and Intergovernmental Organizations

Description: This portfolio includes those projects supporting and coordinating outreach and engagement with governments and IGOs nationally, regionally and internationally to increase governments knowledge of and participation in the global Internet Governance ecosystem.

Portfolios	FTE	Pers	T&M	Prof Svcs	Admin	Capital	Total
4.2.1 Support GAC Engagement	0.6	0.2	0.0	0.0	0.0	0.0	0.2
4.2.2 Engagement with Governments and Intergovernmental Organizations	6.3	1.6	0.2	0.5	0.1	0.0	2.4
Total	6.9	\$1.8	\$0.2	\$0.5	\$0.1	\$0.0	\$2.6

7.13 – 4.3 Participate in the Evolution of a Global, Trusted, Inclusive Multistakeholder Internet Governance Ecosystem that Addresses Internet Issues

In FY18, we will focus on the following activities that work towards participating in the evolution of a global, trusted, inclusive multistakeholder Internet Governance Ecosystem that addresses Internet issues:

1. Third year review of the goals and delivery strategy for those goals with the mission and mandate of ICANN following the IANA Stewardship Transition.
2. Evolution and improvement of global engagement work plan based on completed review.
3. Definition of new measurements for activity if the work of 4.3 is still separate from 4.1 - if so continuation of FY17 projects and work to reflect collaboration with respective Internet organizations.

We will measure our success in achieving this goal by:

- ⦿ Quarterly trend data showing cumulative participation in IG Ecosystem Evolution

Portfolios

4.3.1 – Support Internet Governance Ecosystem Advancement

Description: The portfolio encompasses the collaborative work within the Internet Governance ecosystem to support evolution of multistakeholder distributed approaches.

Portfolios	FTE	Pers	T&M	Prof Svcs	Admin	Capital	Total
4.3.1 Support Internet Governance Ecosystem Advancement	-	0.0	0.0	0.0	0.1	0.0	0.1
Total	-	\$0.0	\$0.0	\$0.0	\$0.1	\$0.0	\$0.1

7.14 – 4.4 Promote Role Clarity and Establish Mechanisms to Increase Trust within the Ecosystem Rooted in the Public Interest

In FY18, we will focus on the following activities that work towards promoting role clarity and establish mechanisms to increase trust within the ecosystem rooted in the public interest:

1. Implement Overall Satisfaction Survey (based on the feedback Contractual Compliance requests from reporters and contracted parties at the closure of a complaint) and report the results and outcomes.
2. Implement ongoing measurement, benchmarking and reporting.
3. Assess current practices in light of the changing environment and adjust as needed.
4. Integrate safeguard role within ICANN organization and the community.
5. Develop safeguard strategic outreach plan and execute.
6. Develop a report on the role of safeguards in the DNS market place, including successes and areas for improvement.

We will measure our success in achieving this goal by:

- ⦿ % of Contractual Compliance service level targets that are met
- ⦿ Ensure that the safeguards role becomes an important part of the ICANN organization’s portfolio of responsibilities and is fully integrated and active within the ICANN Community

Portfolios

4.4.1 – Contractual Compliance Functions

Description: Day-to-day activities to ensure compliance by registrars and registries with their contractual obligations to ICANN and to report back to the community.

4.4.2 – Contractual Compliance Initiatives and Improvements

Description: This portfolio comprises a series of projects focused on the continuous improvement of contractual compliance operations and systems. Work includes addressing contractual compliance interpretation issues and working with the ICANN stakeholders to define relevant metrics to improve transparency and reporting of contractual compliance.

4.4.3 – Contractual Compliance and Safeguards

Description: Projects relating to: (1) outreach to ICANN stakeholders regarding contractual compliance; (2) development of an analytic and nuanced approach to complex contractual compliance issues; and (3) cooperation and coordination on consumer safeguards that are beyond the scope of pure contract compliance

Portfolios	FTE	Pers	T&M	Prof Svcs	Admin	Capital	Total
4.4.1 Contractual Compliance Functions	26.3	3.1	0.2	1.1	0.1	0.0	4.5
4.4.2 Contractual Compliance Initiatives and Improvements	0.7	0.1	0.0	0.0	0.0	0.0	0.1
4.4.3 Contractual Compliance and Safeguards	2.0	0.8	0.1	0.0	0.0	0.0	0.9
Total	29.0	\$4.0	\$0.3	\$1.1	\$0.1	\$0.0	\$5.5

7.15 – 5.1 Act as a Steward of the Public Interest

In FY18, we will focus on the following activities that work towards acting as a steward of the public interest:

1. Measure and baseline the % of actions by ICANN in decision making and how rationales are including the public interest assessments as part of decision making.

We will measure our success in achieving this goal by:

- ⦿ # of ICANN decisions and advice (Board, Organization and stakeholders) that are rationalized based on common consensus-based definitions and understandings of public interest within ICANN's remit

Portfolios

5.1.1 – Legal Advisory Function

Description: Provide legal advice to all functions at ICANN.

5.1.2 – Public Interest Decision Making

Description: Collaborative work with Community, Board, and Organization to work towards developing a consensus-based framework on understanding public interest within ICANN's remit, how to reflect public interest considerations in decision making across ICANN, and provide operational impact across all groups.

5.1.3 – Legal Internal Support

Description: Provide legal support to all functions at ICANN.

5.1.4 – Support ICANN Board

Description: Provide Organization support to the ICANN and PTI Boards of Directors.

Portfolios	FTE	Pers	T&M	Prof Svcs	Admin	Capital	Total
5.1.1 Legal Advisory Function	2.6	0.8	0.0	0.0	0.0	0.0	0.8
5.1.2 Public Interest Decision Making	-	0.0	0.0	0.0	0.0	0.0	0.0
5.1.3 Legal Internal Support	7.0	1.9	0.1	2.1	0.1	0.0	4.1
5.1.4 Support ICANN Board	8.7	1.7	1.0	1.2	0.2	0.0	4.1
Total	18.2	\$4.4	\$1.1	\$3.3	\$0.3	\$0.0	\$9.1

7.16 – 5.2 Promote Ethics, Transparency and Accountability Across the ICANN Community

In FY18, we will focus on the following activities that work towards promoting ethics, transparency and accountability across the ICANN Community:

1. Meet increased metrics developed in FY16-FY17 and show increase in acceptance and impact of Accountability and Ethical Framework.
2. Reviews Streamlining and Recalibration work in consultation with the community.
3. Coordinate the operationalization of the output of Cross Community Working Group on Accountability.
4. Implementation of the recommendations from the first Review on Competition, Consumer Choice and Trust in new gTLDs.
5. Conclude the second Specific Review on Security, Stability and Resiliency of the DNS; begin planning for implementation.
6. Conclude the second Specific Review on Registration Directory Service; begin planning for implementation.
7. Conclude the third Specific Review on Accountability and Transparency; begin planning for implementation.
8. Conclude Organizational Reviews of ASO and NomCom, start Reviews of RSSAC, SSAC and ccNSO and begin planning for implementation. Continue implementation of GNSO Review and At-Large Review.
9. Evolve Operating Standards for Reviews as a well-understood and accepted guide for conducting reviews.

We will measure our success in achieving this goal by:

- ⦿ Public interest framework index (for example, ICANN’s Documentary Information Disclosure Policy and correspondence posted on time, compliance with the conflict of interest policy and compliance with the Board Code of Conduct):
 - ⦿ Develop a framework for increasing trust in ICANN’s fulfillment of its commitments through efficient and effective Reviews:
 - ⦿ Broad and diverse participation in ICANN Reviews
 - ⦿ Community engagement in using ICANN Reviews to drive continuous improvement in accountability, transparency and organizational effectiveness (such as community participation in public comments pertaining to Reviews and other forms of engagement)
 - ⦿ Transparent and timely reporting mechanisms on the progress of each review
- ⦿ Effective and timely support of the work of the Cross-Community Working Group on Enhancing Accountability (CCWG-Accountability WS2) to enable their timely development of consensus recommendations

Portfolios

5.2.1 – [Specific Reviews](#) (Bylaws Article 4, Section 4.6)

Description: In reference to Bylaws Article 4, Section 4.6 - Conduct mandated, regularly scheduled reviews of ICANN commitments and ICANN entities to support effectiveness and ongoing improvement in ICANN’s accountability and governance structures. Support effective community engagement and Board assessment and development of plans to maximize improvements to each entity and benefits to ICANN as a whole. Integrate outcomes into strategic planning efforts.

5.2.2 – [Organizational Reviews](#)

Description: Conduct regularly scheduled reviews of ICANN entities to support their effectiveness and ongoing improvement. Support effective community engagement and development of plans to maximize improvements to each entity and benefits to ICANN as a whole. This includes:

- ⦿ Manage processes to conduct all Organizational Reviews according to the ICANN Bylaws.
- ⦿ Facilitate community engagement and participation in the review process, including input on the feasibility and usefulness of recommendations.
- ⦿ Support Board assessment of recommendations produced by independent examiners.
- ⦿ Oversee timely and effective implementation of Board-approved recommendations and coordinate a predictable schedule of consistent implementation updates and measures of progress.

5.2.3 – Conflicts of Interest and Organizational Ethics

Description: Support compliance with ICANN's conflict of interest and organizational ethics policy and framework.

5.2.4 – Accountability and Transparency Mechanisms

Description: Support compliance with ICANN's Accountability and Transparency Mechanisms framework.

5.2.5 – Strategic Initiatives

Description: Consider and formulate Institutional Confidence Index (long-range) while assembling and refining Accountability-related KPIs, in line with the Accountability Framework proposed by One World Trust (short-range). Finalized metrics will have benchmarks and targets.

5.2.6 – Enhancing ICANN Accountability – WS2

Description: The CCWG-Accountability is able to produce recommendations that provide assurance that ICANN is accountable in the absence of its historical contractual relationship with the U.S. Government.

Portfolios	FTE	Pers	T&M	Prof Svcs	Admin	Capital	Total
5.2.1 Specific Reviews	6.4	1.0	0.8	0.7	0.0	0.0	2.6
5.2.2 Organizational Reviews	3.1	0.5	0.1	0.4	0.0	0.0	1.0
5.2.3 Conflicts of Interest and Organizational Ethics	0.4	0.1	0.0	0.0	0.0	0.0	0.1
5.2.4 Accountability and Transparency Mechanisms	3.1	1.0	0.1	0.3	0.1	0.0	1.4
5.2.5 Strategic Initiatives	1.4	0.3	0.0	0.5	0.0	0.0	0.8
5.2.6 Enhancing ICANN Accountability - WS2	4.3	0.9	0.2	2.0	0.0	0.0	3.1
Total	18.6	\$3.8	\$1.2	\$3.8	\$0.1	\$0.0	\$8.9

7.17 – 5.3 Empower Current and New Stakeholders to Fully Participate in ICANN Activities

In FY18, we will continue to build upon the previous years’ work that empowers current and new stakeholders to fully participate in and advance ICANN activities in the broader ecosystem. This work is achieved through specific and measurable development and public responsibility tools, programs, and collaborations along focus areas that strengthen the multistakeholder model.

1. Continue improvement of increased access, knowledge, and capability of target audiences and consolidation of regional strategies.

We will measure our success in achieving this goal by:

- ⦿ # of stakeholders participating in development and public responsibility programs, tools, and collaborations

Portfolios

5.3.1 – Supporting Public Interest Initiatives

Description: Public Responsibility activities to broaden and support the multistakeholder model through concrete tools and programs. Work includes initiatives related to strengthening diversity, supporting the public interest and human rights within ICANN’s remit.

5.3.2 – Supporting Stakeholder Participation

Description: Public Responsibility activities to broaden and support the multistakeholder model through concrete tools and programs. Work includes the Fellowship Program, NextGen@ICANN, Newcomer Program, Community Onboarding and Remote Hubs.

5.3.3 – Supporting Education

Description: Public Responsibility activities to broaden and support the multistakeholder model through concrete tools and programs. Work includes supporting and helping to facilitate the Online Learning Platform ICANN Learn, Leadership Program and ICANN History Project.

Portfolios	FTE	Pers	T&M	Prof Svcs	Admin	Capital	Total
5.3.1 Supporting Public Interest Initiatives	2.2	0.3	0.0	0.5	0.1	0.0	0.8
5.3.2 Supporting Stakeholder Participation	4.0	0.4	0.0	0.3	0.1	0.0	0.8
5.3.3 Supporting Education	1.8	0.2	0.1	0.4	0.0	0.0	0.7
Total	8.0	\$0.9	\$0.1	\$1.1	\$0.2	\$0.0	\$2.3

Appendix

A – FY18 Budget by Project

The FY18 Budget by Portfolio and Project document is linked from the ICANN’s [financial web pages](#). The documents include the detail of the costs by category for each project, and the full-time equivalent number of allocated staff. They are provided in both PDF and Excel formats. The Excel includes both sets of information, the PDFs break it out into separate files.

- FY18 Budget by Project
- FY18 Budget by Portfolio

B – Registrar Fees

The Registrar fees are to be approved by the Board before submission to voting by the Registrars.

Approximately 2,950 registrars are accredited by ICANN as of 1 June 2017. This relationship is governed by the Registrar Accreditation Agreement (RAA), of which the most recent version was approved in June 2013. The two versions of the agreement currently in use were approved in 2009 and 2013. The RAA is a five-year agreement that provides for the following types of fees:

- ⦿ Application fees
- ⦿ Annual accreditation fees
- ⦿ Variable accreditation fees
- ⦿ Per registrar variable fees
- ⦿ Transaction-based fees

In addition, since 2009, the budget has assumed an Add Grace Period (AGP) excess deletion fee to eliminate domain tasting. The amount for AGP deletion fees was assumed to be zero in past budgets and is also assumed to be zero for the FY18 budget.

Application fees are paid one time by prospective registrars at the time of application. For FY18, the application fees are estimated to be \$140,000 based on a volume of 40 applications and a per application fee of \$3,500 per application.

Annual accreditation fees are fees that all registrars are required to pay annually to maintain accreditation. The fee is \$4,000 per year. Registrars have the option of paying the annual \$4,000 accreditation fee in quarterly installments of \$1,000. For FY18, the annual accreditation fees are estimated at \$6.3 million, based on an average of 2,000 registrars renewing and being newly accredited.

Variable accreditation fees are determined based on the transaction type and volume of each registrar. There are two types of fees associated with the variable accreditation fees:

- ⦿ Per registrar variable fee
- ⦿ Transaction-based fee

Per registrar variable fees are based on a validated concept that ICANN often expends the same quantum of effort in providing services to a registrar regardless of size. However, provided that the registrar is considerably smaller in size and in activity, some registrars will continue to be eligible for “forgiveness” of two-thirds of the standard per-registrar variable fee. To be eligible for forgiveness, the registrar must have: (1) less than 350,000 gTLD names under its management; and (2) no more than 200 attempted adds per successful net add in any TLD. Forgiveness will be granted each quarter to all registrars that qualify.

The amount per registrar is calculated each quarter by dividing \$950,000 (one-fourth of \$3.8 million) equally among all registrars that have at least been accredited for one full quarter or have made at least one transaction, taking into consideration the forgiveness factor.

In addition, a discount of 10 percent is granted to all registrars operating under the 2009 and 2013 RAA.

Transaction based fees are assessed on each annual increment of an add, renew or a transfer transaction that has survived a related add or auto-renew grace period. This fee will be billed at \$0.18 per transaction for registrars operating under the 2009 or 2013 RAA (resulting from a \$0.20 base fee, discounted by 10 percent to \$0.18).

Add-grace period excess deletion fees are assessed on each domain name deleted, in excess of the threshold, during an add-grace period. The threshold is the larger of 50 or 10 percent of total adds, per month, per TLD. The rate per excess deletion is \$0.20.

Below is a summary of the estimated Registrar fees for FY18 by fee type.

In Millions, US dollars	FY 18 Best Estimate	FY17 Forecast	+Incr./ -Decr.	%	FY18 Estimates	
					High	Low
Existing TLDs						
Application Fees	0.2	3.0	(2.8)	-93%	0.2	0.2
Accreditation Fees	10.5	10.3	0.2	2%	10.5	10.5
Per-Registrar Variable Fees	3.4	3.4	-	0%	3.4	3.4
Transaction Fees	36.9	33.0	3.9	12%	38.7	36.7
Total Registrar Revenue	\$51.0	\$49.7	\$1.4	3%	\$52.8	\$50.8

C – ICANN Bylaws excerpts – Caretaker budget Annex E and F

Annex E: Caretaker ICANN Budget Principles

1. Principles

The caretaker ICANN budget (the "**Caretaker ICANN Budget**") is defined as an annual operating plan and budget that is established by the CFO in accordance with the following principles (the "**Caretaker ICANN Budget Principles**"):

- a. It is based on then-current ICANN operations;
- b. It allows ICANN to "take good care" and not expose itself to additional enterprise risk(s) as a result of the rejection of an ICANN Budget by the EC pursuant to the Bylaws;
- c. It allows ICANN to react to emergency situations in a fashion that preserves the continuation of its operations;
- d. It allows ICANN to abide by its existing obligations (including Articles of Incorporation, Bylaws, and contracts, as well as those imposed under law);
- e. It enables ICANN to avoid waste of its resources during the rejection period (i.e., the period between when an ICANN Budget is rejected by the EC pursuant to the Bylaws and when an ICANN Budget becomes effective in accordance with the Bylaws) or immediately thereafter, by being able to continue activities during the rejection period that would otherwise need to be restarted at a materially incremental cost; and
- f. Notwithstanding any other principle listed above, it prevents ICANN from initiating activities that remains subject to community consideration (or for which that community consideration has not concluded) with respect to the applicable ICANN Budget, including without limitation, preventing implementation of any expenditure or undertaking any action that was the subject of the ICANN Budget that was rejected by the EC that triggered the need for the Caretaker ICANN Budget.

2. Examples

Below is a non-exhaustive list of examples, to assist with the interpretation of the Caretaker ICANN Budget Principles, of what a Caretaker ICANN Budget would logically include:

- i. the functioning of the EC, the Decisional Participants, and any Supporting Organizations or Advisory Committees that are not Decisional Participants;

-
- ii. the functioning of all redress mechanisms, including without limitation the office of the Ombudsman, the IRP, and mediation;
 - iii. employment of Organization (i.e., employees and individual long term paid contractors serving in locations where ICANN does not have the mechanisms to employ such contractors) across all locations, including all related compensation, benefits, social security, pension, and other employment costs;
 - iv. hiring Organization (i.e., employees and individual long term paid contractors serving in locations where ICANN does not have the mechanisms to employ such contractors) in the normal course of business;
 - v. necessary or time-sensitive travel costs for Organization (i.e., employees and individual long term paid contractors serving in locations where ICANN does not have the mechanisms to employ such contractors) or vendors as needed in the normal course of business;
 - vi. operating all existing ICANN offices, and continuing to assume obligations relative to rent, utilities, maintenance, and similar matters;
 - vii. contracting with vendors as needed in the normal course of business;
 - viii. conducting ICANN meetings and ICANN intercessional meetings previously contemplated; and
 - ix. participating in engagement activities in furtherance of the approved Strategic Plan.
- b. Below is a non-limitative list of examples, to assist with the interpretation of the Caretaker ICANN Budget Principles, of what a Caretaker ICANN Budget would logically exclude:
- i. hiring Organization (i.e., employees and individual long term paid contractors serving in locations where ICANN does not have the mechanisms to employ such contractors) or entering into new agreements in relation to activities that are the subject of the rejection of the ICANN Budget by the EC pursuant to the Bylaws, unless excluding these actions would violate any of the Caretaker ICANN Budget Principles;
 - ii. in the normal course of business, travel not deemed indispensable during the rejection period, unless the lack of travel would violate any of the Caretaker ICANN Budget Principles;
 - iii. entering into new agreements in relation to opening or operating new ICANN locations/offices, unless the lack of commitment would violate any of the Caretaker ICANN Budget Principles;

iv. entering into new agreements with governments (or their affiliates), unless the lack of commitment would violate any of the Caretaker ICANN Budget Principles; and

v. the proposed expenditure that was the basis for the rejection by the EC that triggered the need for the Caretaker ICANN Budget.

Annex F: Caretaker IANA Budget Principles

1. Principles

The caretaker IANA Budget (the "**Caretaker IANA Budget**") is defined as an annual operating plan and budget that is established by the CFO in accordance with the following principles (the "**Caretaker IANA Budget Principles**"):

- a. It is based on then-current operations of the IANA functions;
- b. It allows ICANN, in its responsibility to fund the operations of the IANA functions, to "take good care" and not expose itself to additional enterprise risk(s) as a result of the rejection of an IANA Budget by the EC pursuant to the Bylaws;
- c. It allows ICANN, in its responsibility to fund the operations of the IANA functions, to react to emergency situations in a fashion that preserves the continuation of its operations;
- d. It allows ICANN, in its responsibility to fund the operations of the IANA functions, to abide by its existing obligations (including Articles of Incorporation, Bylaws, and contracts, as well as those imposed under law);
- e. It allows ICANN, in its responsibility to fund the operations of the IANA functions, to avoid waste of its resources during the rejection period (i.e., the period between when an IANA Budget is rejected by the EC pursuant to the Bylaws and when an IANA Budget becomes effective in accordance with the Bylaws) or immediately thereafter, by being able to continue activities during the rejection period that would have otherwise need to be restarted at an incremental cost; and
- f. Notwithstanding any other principle listed above, it prevents ICANN, in its responsibility to fund the operations of the IANA functions, from initiating activities that remain subject to community consideration (or for which that community consultation has not concluded) with respect to the applicable IANA Budget, including without limitation, preventing implementation of any expenditure or undertaking any action that was the subject of the IANA Budget that was rejected by the EC that triggered the need for the Caretaker IANA Budget.

2. Examples

- a. Below is a non-exhaustive list of examples, to assist with the interpretation of the Caretaker IANA Budget Principles, of what a Caretaker IANA Budget would logically include:

-
- i. employment of Organization (i.e., employees and individual long term paid contractors serving in locations where the entity or entities performing the IANA functions does not have the mechanisms to employ such contractors) across all locations, including all related compensation, benefits, social security, pension, and other employment costs;
 - ii. hiring Organization (i.e., employees and individual long term paid contractors serving in locations where the entity or entities performing the IANA functions does not have the mechanisms to employ such contractors) in the normal course of business;
 - iii. necessary or time-sensitive travel costs for Organization (i.e., employees and individual long term paid contractors serving in locations where the entity or entities performing the IANA functions does not have the mechanisms to employ such contractors) or vendors as needed in the normal course of business;
 - iv. operating all existing offices used in the performance of the IANA functions, and continuing to assume obligations relative to rent, utilities, maintenance, and similar matters;
 - v. contracting with vendors as needed in the normal course of business;
 - vi. participating in meetings and conferences previously contemplated;
 - vii. participating in engagement activities with ICANN's Customer Standing Committee or the customers of the IANA functions;
 - viii. fulfilling obligations (including financial obligations under agreements and memoranda of understanding to which ICANN or its affiliates is a party that relate to the IANA functions; and
 - ix. participating in engagement activities in furtherance of the approved Strategic Plan.
- b. Below is a non-limitative list of examples, to assist with the interpretation of the Caretaker IANA Budget Principles, of what a Caretaker IANA Budget would logically exclude:
- i. hiring Organization (i.e., employees and individual long term paid contractors serving in locations where the entity or entities performing the IANA functions does not have the mechanisms to employ such contractors) or entering into new agreements in relation to activities that are the subject of the rejection of the IANA Budget by the EC pursuant to the Bylaws, unless excluding these actions would violate any of the Caretaker IANA Budget Principles;
 - ii. in the normal course of business, travel not deemed indispensable during the rejection period, unless the lack of travel would violate any of the Caretaker IANA Budget Principles;

iii. entering into new agreements in relation to opening or operating new locations/offices where the IANA functions shall be performed, unless the lack of commitment would violate any of the Caretaker IANA Budget Principles;

iv. entering into new agreements with governments (or their affiliates), unless the lack of commitment would violate any of the Caretaker IANA Budget Principles; and

v. the proposed expenditure that was the basis for the rejection by the EC that triggered the need for the Caretaker IANA Budget.



One World, One Internet

Headquarters

Los Angeles, CA, USA
12025 Waterfront Drive
Suite 300
Los Angeles, CA
90094-2536
USA
Phone: +1 310 301 5800
Fax: +1 310 823 8649

Hub Offices

Istanbul, Turkey
Hakki Yeten Cad. Selenium
Plaza No:10/C K:10
34349 Fulya, Besiktas,
Istanbul
Turkey
Phone: +90 212 999 6222

Singapore
South Beach Tower
38 Beach Road
Unit 04-11
Singapore 189767
Phone: +65 6816 1288
Fax: +65 6822 6212

Engagement Offices

Beijing, China
For Global Support Inquiry
Contact:
+86 10 5904 5561

Brussels, Belgium
6 Rond Point Schuman
Bt. 1
Brussels B-1040 Belgium
Phone: +32 2 894 7400

Geneva, Switzerland
Regus Center
Rue du Rhone 14
1204 Geneva
Switzerland
Phone: +41 22 819 1844
Fax: +41 22 819 1900

Montevideo, Uruguay
La Casa de Internet de
Latinoamérica y el Caribe
Rambla República de México
6125
Montevideo, 11400
Uruguay
Phone: +598 2604 2222 ext 5701
Fax: +598 2604 2222 ext 4112

Seoul, Korea
11F Platinum Tower
398 Seocho-daero
Seocho-gu, Seoul, 06619
Korea, Republic of
Phone: +82 2 405 6592
Fax: +82 2 405 6593

Washington, D.C., USA
801 17th Street, NW, Suite 400
Washington, DC 20006
USA
Phone: +1 202 570 7240
Fax: +1 202 789 0104