

ECMA

EUROPEAN COMPUTER MANUFACTURERS ASSOCIATION

ECMA STANDARD

for the

GRAPHIC REPRESENTATION
OF CONTROL CHARACTERS OF THE
ECMA 7 BIT CODED CHARACTER SET
FOR INFORMATION INTERCHANGE

November 1968

Free copies of this standard **ECMA-17** are available from
ECMA European Computer Manufacturers Association
114, Rue du Rhône - 1204 Geneva (Switzerland)

ECMA

EUROPEAN COMPUTER MANUFACTURERS ASSOCIATION

ECMA STANDARD

for the

GRAPHIC REPRESENTATION
OF CONTROL CHARACTERS OF THE
ECMA 7 BIT CODED CHARACTER SET
FOR INFORMATION INTERCHANGE

November 1968

BRIEF HISTORY

The Committee TC 1 of ECMA for I/O Codes issued in April 1965 their Standard ECMA-6 for the 7 Bit Coded Character Set for Information Interchange. It appeared that in certain applications there is a need for a graphical representation of the control characters which are normally non-printing characters. Different proposals for a pictorial representation were considered and exchanged with a working party of the USA Standards Institute (USASI).

At the same time the Deutscher Normenausschuss (DNA) proposed an alphanumeric abbreviation. This work has also been considered when finalizing the present document.

This Standard ECMA-17 has been adopted by the General Assembly of November 28, 1968.

GRAPHIC REPRESENTATION OF THE CONTROL CHARACTERS OF
THE ECMA 7 BIT CODED CHARACTER SET
FOR INFORMATION INTERCHANGE

1. SCOPE

1.1 This Standard ECMA-17 provides for a graphical representation of the control characters of columns 0 and 1 of the ECMA 7 bit coded character set for information interchange (Standard ECMA-6). It also provides for the normally non-printing character SPACE (position 2/0 of the Code Table) and for the character DELETE (position 7/15 of the Code Table).

1.2 The Standard comprises two alternative sets of representations :

- i) a pictorial representation,
- ii) an alphanumeric representation.









2. PURPOSE









These representations are intended for such applications as monitoring or diagnostic printers or display devices, where the graphical representation of these normally non-printing characters is required. They also can be used as designation of the control characters.









3. NOTES









- 3.1 There is no necessity to implement all symbols.
- 3.2 Each pictorial or alphanumeric representation is to be considered as a single symbol. It may occupy either one or more positions on a printed or displayed line depending on the implementation.
- 3.3 The precise font design for the symbols is not part of the Standard.



STANDARD GRAPHIC REPRESENTATIONS

Code position	Character	Pictorial repr.	Alphanumeric repr.
0/0	Nul		NU
0/1	TC ₁		SH
0/2	TC ₂		SX
0/3	TC ₃		EX
0/4	TC ₄		ET
0/5	TC ₅		EQ
0/6	TC ₆		AK
0/7	Bell		BL

Code position	Character	Pictorial repr.	Alphanumeric repr.
0/8	FE₀		BS
0/9	FE₁		HT
0/10	FE₂		LF
0/11	FE₃		VT
0/12	FE₄		FF
0/13	FE₅		CR
0/14	SO		SO
0/15	SI		SI

Code position	Character	Pictorial repr.	Alphanumeric repr.
1/0	TC ₇		DL
1/1	DC ₁		D1
1/2	DC ₂		D2
1/3	DC ₃		D3
1/4	DC ₄		D4
1/5	TC ₈		NK
1/6	TC ₉		SY
1/7	TC ₁₀		EB

Code position	Character	Pictorial repr.	Alphanumeric repr.
1/8	CAN		CN
1/9	EM		EM
1/10	SUB		SB
1/11	ESC		EC
1/12	IS ₄		FS
1/13	IS ₃		GS
1/14	IS ₂		RS
1/15	IS ₁		US

Code position	Character	Pictorial repr.	Alphanumeric repr.
2/0	SPACE		SP
7/15	DELETE		DT

