

## Mattermost

- one of many OARC community services
- funded by membership fees

- Usage

- Member ↔ Member
- Member ↔ Community communications
- Facilitating coordinated responses

- Complements

- other communication channels, eg, mailing lists such as [dns-operations@dns-oarc.net](mailto:dns-operations@dns-oarc.net)

- Enhances

- Workshop experience via Q & A, bi-directional dialog among attendees, speaker & presentation ratings

## Server URL

OARC Mattermost URL: <https://chat.dns-oarc.net/>

Chrome, Firefox, Safari and Edge

OARC Mattermost URL

Server URL

`https://chat.dns-oarc.net`

The URL of your Mattermost server. Must start with http:// or https://.

Server Display Name

DNS-OARC MEMBERS AND COMMUNITY

The name of the server displayed on your desktop app tab bar.

This URL will also be the *Server URL* in the Mattermost desktop apps.

*Server Display Name* is a user-designatable only in the desktop app

1. Click ***Don't have an account?*** to establish an account

[Don't have an account?](#)



By participating here and at any other DNS-OARC activities you agree to abide by the principles in the [OARC Conduct Policy](#)

### Chat platform for the DNS Operations Community and OARC Members



[Forgot your password?](#)

Log in

## Chat platform for the DNS Operations Community and OARC Members

2. Add your (work) email

Email address

3. Choose a username

Choose a Username

ⓘ You can use lowercase letters, numbers, periods, dashes, and underscores.

4. Set Password

Choose a Password 👁

ⓘ Must be 10-64 characters long and include both lowercase and uppercase letters, numbers, and special characters.

I would like to receive Mattermost security updates via newsletter.

By subscribing, I consent to receive emails from Mattermost with product updates, promotions, and company news. I have read the [Privacy Policy](#) and understand that I can [unsubscribe](#) at any time

5. Click to create account

Create Account

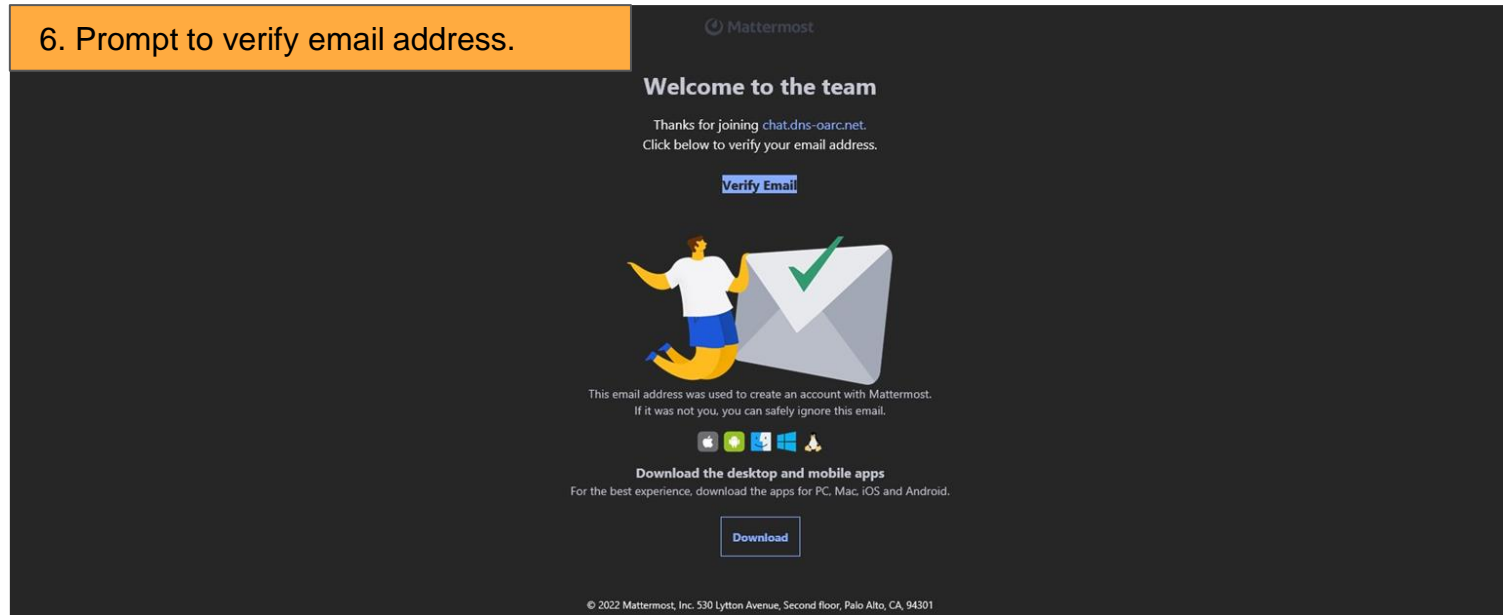
By proceeding to create your account and use OARC Mattermost, you agree to our [Terms of Use](#) and [Privacy Policy](#). If you do not agree, you cannot use OARC Mattermost.



By participating here and at any other DNS-OARC activities you agree to abide by the principles in the [OARC Conduct Policy](#)

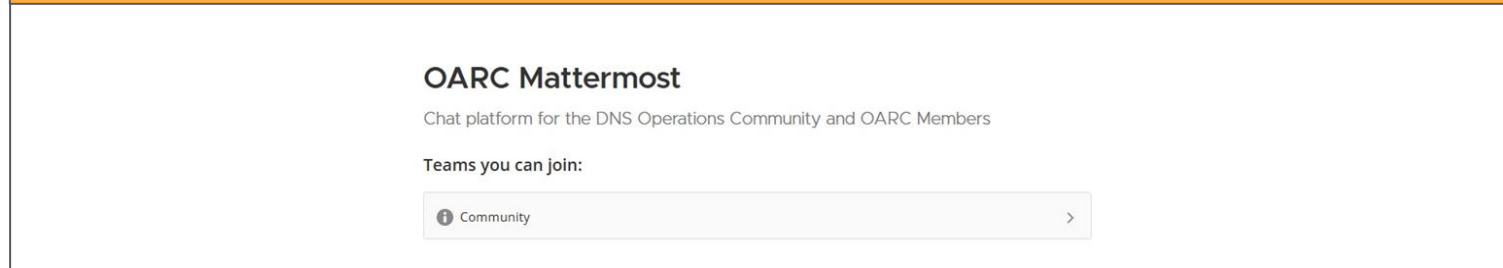
*Note: If you get a notice username or email are taken, attempt password reset to see if you already have an account.*

## 6. Prompt to verify email address.



The screenshot shows a Mattermost welcome email. At the top left is the Mattermost logo. The main heading is "Welcome to the team". Below it, the text reads: "Thanks for joining chat.dns-oarc.net. Click below to verify your email address." There is a blue button labeled "Verify Email". Below the button is an illustration of a person in a white shirt and blue shorts holding a large grey envelope with a green checkmark on it. Underneath the illustration, the text says: "This email address was used to create an account with Mattermost. If it was not you, you can safely ignore this email." Below this text are icons for various operating systems: Apple, Linux, Windows, and Android. Further down, the text says: "Download the desktop and mobile apps" and "For the best experience, download the apps for PC, Mac, iOS and Android." At the bottom of this section is a blue button labeled "Download". At the very bottom of the screenshot, there is a small copyright notice: "© 2022 Mattermost, Inc. 530 Lytton Avenue, Second floor, Palo Alto, CA, 94301".

## 7. Choose a team after verification. **Community** Team: open to anyone. DNS-OARC engages the worldwide DNS-community.



The screenshot shows the Mattermost team selection interface. At the top, the heading is "OARC Mattermost". Below it, the text reads: "Chat platform for the DNS Operations Community and OARC Members". Underneath, the text says: "Teams you can join:". Below this text is a search bar with the text "Community" and a right-pointing arrow. The search bar has a small 'i' icon on the left and a right-pointing arrow on the right.

# Success joining Community team and adding channels

**'C'** indicates successful sign-in

**'M'** indicates access to Members team

**Adding channels – eg, Workshop channel**

A. Click **'+'** next to **'Community'** or click on **'Add channels'** under the Channels list and select **Browse Channels**

B. Scroll to **'Workshops'** and click to add it

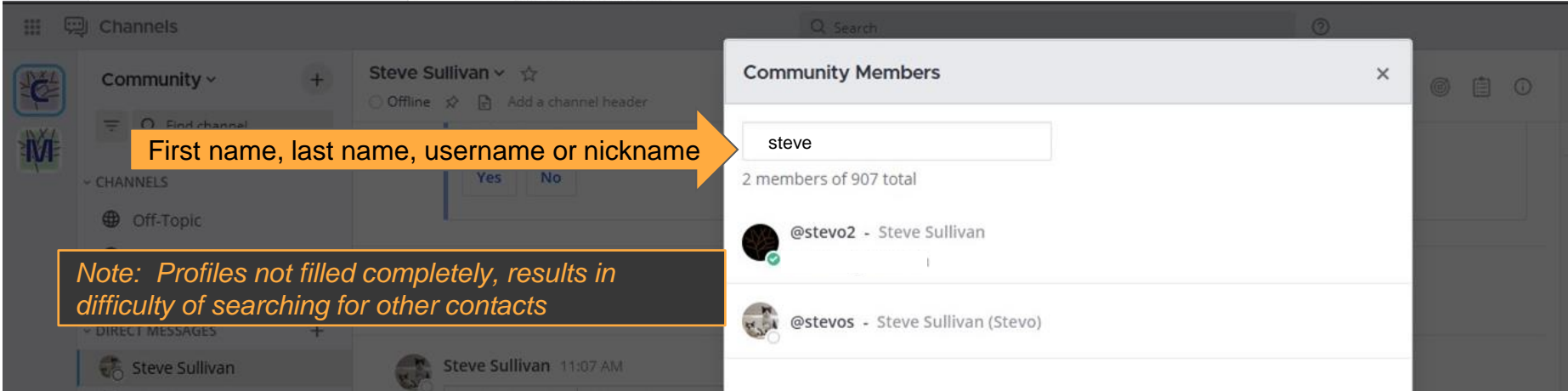
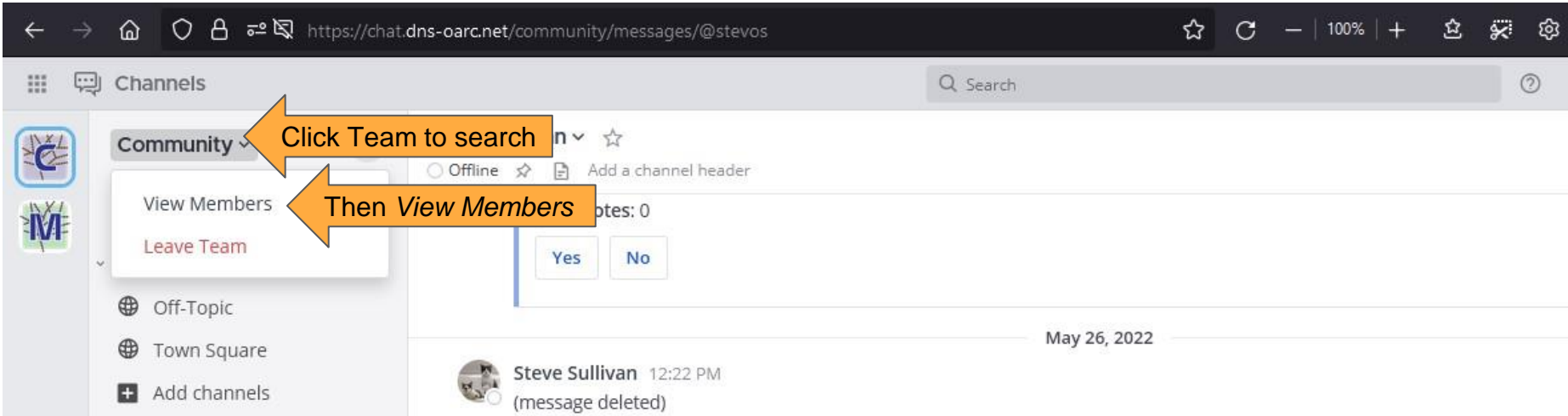
**Browse Channels** [Create New Channel] X

Search channels

29 Results [Hide Joined]

- parent-signals-dot  
Parent-signaled auth DoT encryption and related topics.
- PowerDNS  
Quickly find PowerDNS people if you need them. Note that #powerdns on irc.oftc.net is ...
- Town Square  
General DNS chat and server-wide discussion. When using notifications, ple...
- ultradns  
Somewhere to ping the people who work at Vercara / UltraDNS
- Workshops  
Chat for viewers of online workshops.
- XDP & eBPF  
Discuss DNS applications of XDP and eBPF.

# How do I search for others Community Members in Mattermost



## For the sake of the Community, set up your Mattermost Profile

Community Team is Public

- No moderation/vetting
  - subject to OARC's code of conduct
- DNS Experts
  - begin conversations and maintain professional relationships
  - a completed profile helps other community members know who you are



# Complete Your Profiles

The screenshot shows a Slack interface for the 'Town Square' channel. At the top, the browser address bar displays 'https://chat.dns-oarc.net/community/channels/town-square'. The channel header shows 'Town Square' with 907 users and 2 stars. A message from 'Denesh Bhabuta' at 2:40 AM is visible. An orange arrow points from a text box to the user's name. The text box contains the text: 'Completing Profile adds natural name + for search'. Below the message, there is a reminder about OARC 42 registration and accommodation information.

Community ▾ +

Town Square ▾ ☆

907 ☆ 2 Please remember to have your natural name and affiliation set in your profile.

Denesh Bhabuta 2:40 AM

Completing Profile adds natural name + for search

Only 13 more days until OARC 42 on February 8th & 9th in Charlotte, NC.

Reminder If you wish to attend, and have not yet registered, please do so ASAP and help us with our logistics. Delegate badges will be going to print on Monday, and catering numbers have to be in soon. Registration, agenda, accommodation info at <https://www.dns-oarc.net/oarc42>

Online bookings for the OARC hotel accommodation have ended. If you have already registered and would like to stay at the venue hotel at the OARC 42 delegate rate (which is cheaper than the hotel's own direct flexible rate), please email [meeting@dns-oarc.net](mailto:meeting@dns-oarc.net) with the dates you wish to book and we will assist you.

907 users registered as indicated in the image above.

Completed profiles make searching for others easier.

# Mattermost Profile Setup - Steps

The screenshot shows the Mattermost web interface. In the top right, an orange arrow points to the user's profile icon in the top navigation bar, labeled "Account icon/image". In the center, a message from Steve Sullivan is shown with a poll. Below the message, a profile card for Steve Sullivan is displayed. An orange arrow points to the profile card in the left sidebar, labeled "Inline icon/image". At the bottom of the profile card, an orange arrow points to the "Edit Profile" button, labeled "b) Click Edit profile for inline icon/image". A large orange box in the center contains the text "a) Click on your user icon/image as indicated by the arrows".

Account icon/image

a) Click on your user icon/image as indicated by the arrows

Inline icon/image

b) Click Edit profile for inline icon/image

# Editable fields in Profile - Become more visible/reachable

**c) Choose Profile Settings to edit/update**

Searchable

Sign-on / Handle. Searchable

Alternative name. Searchable

Visible in profile. Non-searchable

Sign-on. Non-searchable

Upload user image. Non searchable

**Profile Settings**

- Full Name: Steve Sullivan
- Username: stevo2
- Nickname: Click 'Edit' to add a nickname
- Position: test
- Email: stevos@gmail.com
- Profile Picture: Image last updated Jan 12, 2021

**Profile Preview:**

- Profile Picture
- Full Name: Steve Sullivan
- Username: @stevo2
- Nickname: test
- Local Time (PST): 6:31 PM
- Message

# Displaying your Natural Name

- To display one's *Natural Name*, a user must click the general settings cog wheel and choose *Display*.
- Then click *edit* for *Teammate Name Display* to choose the name you display to other Mattermost users
- Finally choose Show first and last name

The screenshot shows the Mattermost interface with the 'Settings' dialog box open. The 'Display Settings' section is highlighted, and the 'Teammate Name Display' options are visible. Four orange arrows point to specific elements in the interface, labeled with steps i, ii, iii, and iv.

**i) Open general settings** - Points to the settings cog wheel in the top right corner of the Mattermost interface.

**ii) Choose *Display*** - Points to the 'Display' option in the left sidebar of the 'Settings' dialog box.

**iii) Click *Teammate Name*** - Points to the 'Teammate Name Display' section in the 'Display Settings' dialog box.

**iv) Choose this option** - Points to the 'Show first and last name' radio button option under 'Teammate Name Display'.

## Pro-Tips

### 1. OARC Recommendation

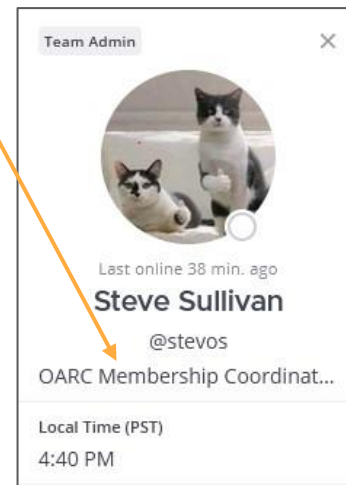
- combine company affiliation and role into a single phrase as pictured
  - assists with establishing professional relationships

### 2. Nickname field

- differentiates you from others with same names
  - use *View Members* to see if this is necessary.

### 3. Avoid a blank profile

- Search feature defaults to mostly-unknown handles



Email [admin@dns-oarc.net](mailto:admin@dns-oarc.net) with any questions or if you have difficulties.