



Technical Report

TR-280

ITU-T PON in the context of TR-178

Issue: 2

Issue Date: March 2022

Notice

The Broadband Forum is a non-profit corporation organized to create guidelines for broadband network system development and deployment. This Technical Report has been approved by members of the Forum. This Technical Report is subject to change. This Technical Report is owned and copyrighted by the Broadband Forum, and all rights are reserved. Portions of this Technical Report may be owned and/or copyrighted by Broadband Forum members.

Intellectual Property

Recipients of this Technical Report are requested to submit, with their comments, notification of any relevant patent claims or other intellectual property rights of which they may be aware that might be infringed by any implementation of this Technical Report, or use of any software code normatively referenced in this Technical Report, and to provide supporting documentation.

Terms of Use

1. License

Broadband Forum hereby grants you the right, without charge, on a perpetual, non-exclusive and worldwide basis, to utilize the Technical Report for the purpose of developing, making, having made, using, marketing, importing, offering to sell or license, and selling or licensing, and to otherwise distribute, products complying with the Technical Report, in all cases subject to the conditions set forth in this notice and any relevant patent and other intellectual property rights of third parties (which may include members of Broadband Forum). This license grant does not include the right to sublicense, modify or create derivative works based upon the Technical Report except to the extent this Technical Report includes text implementable in computer code, in which case your right under this License to create and modify derivative works is limited to modifying and creating derivative works of such code. For the avoidance of doubt, except as qualified by the preceding sentence, products implementing this Technical Report are not deemed to be derivative works of the Technical Report.

2. NO WARRANTIES

THIS TECHNICAL REPORT IS BEING OFFERED WITHOUT ANY WARRANTY WHATSOEVER, AND IN PARTICULAR, ANY WARRANTY OF NONINFRINGEMENT AND ANY IMPLIED WARRANTIES ARE EXPRESSLY DISCLAIMED. ANY USE OF THIS TECHNICAL REPORT SHALL BE MADE ENTIRELY AT THE USER'S OR IMPLEMENTER'S OWN RISK, AND NEITHER THE BROADBAND FORUM, NOR ANY OF ITS MEMBERS OR SUBMITTERS, SHALL HAVE ANY LIABILITY WHATSOEVER TO ANY USER, IMPLEMENTER, OR THIRD PARTY FOR ANY DAMAGES OF ANY NATURE WHATSOEVER, DIRECTLY OR INDIRECTLY, ARISING FROM THE USE OF THIS TECHNICAL REPORT, INCLUDING BUT NOT LIMITED TO, ANY CONSEQUENTIAL, SPECIAL, PUNITIVE, INCIDENTAL, AND INDIRECT DAMAGES.

3. THIRD PARTY RIGHTS

Without limiting the generality of Section 2 above, BROADBAND FORUM ASSUMES NO RESPONSIBILITY TO COMPILE, CONFIRM, UPDATE OR MAKE PUBLIC ANY THIRD PARTY ASSERTIONS OF PATENT OR OTHER INTELLECTUAL PROPERTY RIGHTS THAT MIGHT NOW OR IN THE FUTURE BE INFRINGED BY AN IMPLEMENTATION OF THE TECHNICAL REPORT IN ITS CURRENT, OR IN ANY FUTURE FORM. IF ANY SUCH RIGHTS ARE DESCRIBED ON THE TECHNICAL REPORT, BROADBAND FORUM TAKES NO POSITION AS TO THE VALIDITY OR INVALIDITY OF SUCH ASSERTIONS, OR THAT ALL SUCH ASSERTIONS THAT HAVE OR MAY BE MADE ARE SO LISTED.

All copies of this Technical Report (or any portion hereof) must include the notices, legends, and other provisions set forth on this page.

Issue History

Issue Number	Approval Date	Release Date	Issue Editor	Changes
1	17 October 2016	14 December 2016	Vincent Buchoux, LAN Gilles Samson, LAN Hugues Le Bras, ORANGE	Original
1 Corrigendum 1	9 March 2021	9 March 2021	Hugues Le Bras, ORANGE Samuel Chen, BROADCOM	Issue 1 Corrigendum 1
2	22 March 2022	22 March 2022	Martin Renner, MAXLINEAR Hugues Le Bras, ORANGE	Issue 2 Additional requirements related to upstream QoS, software upgrade, and invalid packet handling.

Comments or questions about this Broadband Forum Technical Report should be directed to info@broadband-forum.org.

Editors

Martin Renner, MAXLINEAR
Hugues Le Bras, ORANGE

Work Area Directors

Marta Seda, CALIX
Samuel Chen, BROADCOM

Table of Contents

Executive Summary5

1 Purpose and Scope6

 1.1 Purpose6

 1.2 Scope6

2 References and Terminology8

 2.1 Conventions8

 2.2 References8

 2.3 Definitions10

 2.4 Abbreviations11

3 Technical Report Impact13

 3.1 Energy Efficiency13

 3.2 IPv613

 3.3 Security13

 3.4 Privacy13

4 Functional Modules and Requirements14

 4.1 Enhanced QoS14

 4.2 Enhanced Multicast17

 4.3 Alarms and Counters19

 4.4 VLAN Tagging27

 4.5 Filtering and Learning27

 4.6 Enhanced Security27

 4.7 Multi-Managed ONU28

 4.8 Voice over IP28

 4.9 Enhanced Functionalities29

 4.10 Software Upgrade30

List of Figures

Figure 1 – Functional modules & requirements7

Figure 2 – ONU and ONU Entity11

Figure 3 – Upstream strict priority scheduling with four queues per T-CONT14

Figure 4 – Downstream strict priority scheduling with four queues15

Executive Summary

TR-178 [4] introduces access capabilities for a broadband multiservice network beyond the layer 2 architecture described in TR-101 [1] and the associated TR-156 [2] document “Using GPON access in the context of TR-101”.

This Technical Report strengthens the TR-178 requirements as applied to GPON, XG-PON, XGS-PON, and NG-PON2 by providing more detailed and additional requirements.

The first issue of TR-280 focuses on requirements for enhanced QoS, enhanced multicast, alarms and counters, VLAN tagging, filtering and learning, and enhanced security, multi-managed ONU.

This enables an update to IR-247 “GPON & XG-PON1 ONU Conformance Test Plan” [30] and the next phase of BBF.247 certification testing to commence.

The issue 2 of this Technical Report updates or adds the following requirements:

- [R-2a] Enhanced number of upstream queues
- [R-67a] and [R-67b] Invalid data packet handling
- [R-94] to [R-96] Software upgrade

The text of this issue represents the original text of TR-280 Issue 1 with updates coming from TR-280 Issue 1 Amendment 1, TR-280 Issue 1 Corrigendum 1, and all the above updates implemented.

1 Purpose and Scope

1.1 Purpose

TR-178 documents a set of architectures for a broadband multi-service network, addressing typical infrastructures, topologies, deployment scenarios, and specifies associated nodal requirements. These include copper and fiber access architectures to support business, residential, fixed, mobile, wholesale, and retail markets.

TR-178 specifies multiservice capabilities beyond the layer-2 based architecture of TR-101 and the associated TR-156, which specifies the requirements for deploying GPON within a TR-101 architecture.

Taking a similar approach to TR-101 and its TR-156 derivative, the purpose of this document is to specify the requirements for deploying GPON, XG-PON, XGS-PON, and NG-PON2 in the context of a TR-178 architecture.

TR-280 follows the architectural/topological models and reference points as defined in Section 4 of TR-156.

1.2 Scope

This document builds on the service layer and access node features described in TR-178 and specifies PON requirements for the following:

- ENHANCED QOS
- ENHANCED MULTICAST
- ALARMS AND COUNTERS
- VLAN TAGGING
- FILTERING AND LEARNING
- ENHANCED SECURITY
- MULTI-MANAGED ONU
- VOICE OVER IP
- ENHANCED FUNCTIONALITIES
- SOFTWARE UPGRADE

Hence, it will give a reference in the BBF framework for new GPON, XG-PON, XGS-PON, and NG-PON2 functionalities which are already supported in the ITU-T OMCI related standards.

Requirements are specified under functional modules with each module being independent from each other.

The “wholesale service” module describes support for data, voice, and video services delivered by multiple Network Service Providers over a PON infrastructure provided by a single Access Network Provider. Multicast video service delivery using the OMCI enhancements specified in G.988 Amd1 is described.

The “enhanced QoS” module will address QoS related functionalities described in the ITU-T G.988 [7] not covered by TR-156.

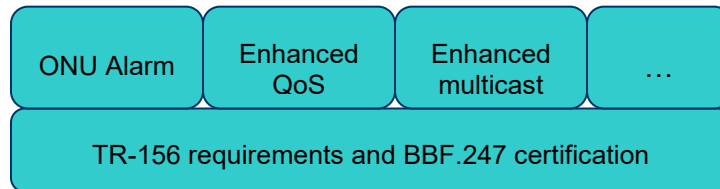


Figure 1 – Functional modules & requirements

The first issue of TR-280 focuses on requirements for enhanced multicast and QoS, as well as ONU alarms and counters. This enables an update to IR-247 “GPON & XG-PON1 ONU Conformance Test Plan” and the next phase of BBF.247 certification testing to commence.

This second issue includes the corrections and clarifications as described in TR-280 Issue 1 Corrigendum 1, the amendments of TR-280 Issue 1 Amendment 1, and adds requirements related to upstream QoS, software upgrade, and handling of invalid data packets.

2 References and Terminology

2.1 Conventions

In this Technical Report, several words are used to signify the requirements of the specification. These words are always capitalized. More information can be found in RFC 2119 [8].

MUST	This word, or the term “REQUIRED”, means that the definition is an absolute requirement of the specification.
MUST NOT	This phrase means that the definition is an absolute prohibition of the specification.
SHOULD	This word, or the term “RECOMMENDED”, means that there could exist valid reasons in particular circumstances to ignore this item, but the full implications need to be understood and carefully weighed before choosing a different course.
SHOULD NOT	This phrase, or the phrase "NOT RECOMMENDED" means that there could exist valid reasons in particular circumstances when the particular behavior is acceptable or even useful, but the full implications need to be understood and the case carefully weighed before implementing any behavior described with this label.
MAY	This word, or the term “OPTIONAL”, means that this item is one of an allowed set of alternatives. An implementation that does not include this option MUST be prepared to inter-operate with another implementation that does include the option.

2.2 References

The following references are of relevance to this Technical Report. At the time of publication, the editions indicated were valid. All references are subject to revision; users of this Technical Report are therefore encouraged to investigate the possibility of applying the most recent edition of the references listed below.

A list of currently valid Broadband Forum Technical Reports is published at www.broadband-forum.org.

Document	Title	Source	Year
[1] TR-101	Migration to Ethernet-Based DSL Aggregation	Broadband-Forum	2006
[2] TR-156 Issue 3	Using GPON Access in the context of TR-101	Broadband-Forum	2012
[3] TR-167 Issue 2	GPON-fed TR-101 Ethernet Access Node	Broadband-Forum	2010
[4] TR-178	Multi-service Broadband Network Architecture and Nodal Requirements	Broadband-Forum	2014
[5] TR-280 Amd1	ITU-T PON in the context of TR-178		2020

Document	Title	Source	Year
[6]	TR-280 Cor1	ITU-T PON in the context of TR-178	2021
[7]	G.988 Amd3	ONU management and control interface (OMCI) specification Amendment 3	ITU-T 2020
[8]	RFC 2119	Key words for use in RFCs to Indicate Requirement Levels	IETF 1997
[9]	G.984.2	Gigabit-capable Passive Optical Networks (G-PON): Physical Media Dependent (PMD) layer specification	ITU-T 2019
[10]	G.984.3	Gigabit-capable Passive Optical Networks (G-PON): Transmission convergence layer specification	ITU-T 2014
[11]	G.984.3 Amd1	Gigabit-capable Passive Optical Networks (G-PON): Transmission convergence layer specification Amendment 1	ITU-T 2020
[12]	G.987.2	10-Gigabit-capable passive optical networks (XG-PON): Physical media dependent (PMD) layer specification	ITU-T 2016
[13]	G.987.2 Amd1	10-Gigabit-capable passive optical networks (XG-PON): Physical media dependent (PMD) layer specification Amendment 1	ITU-T 2017
[14]	G.987.2 Amd2	10-Gigabit-capable passive optical networks (XG-PON): Physical media dependent (PMD) layer specification Amendment 2	ITU-T 2020
[15]	G.987.3	10-Gigabit-capable passive optical networks (XG-PON): Transmission convergence (TC) layer specification	ITU-T 2014
[16]	G.987.3 Amd1	10-Gigabit-capable passive optical networks (XG-PON): Transmission convergence (TC) layer specification Amendment 1	ITU-T 2020
[17]	G.987.3 Amd2	10-Gigabit-capable passive optical networks (XG-PON): Transmission convergence (TC) layer specification Amendment 2	ITU-T 2021
[18]	G.989.2	40-Gigabit-capable passive optical networks 2 (NG PON2): Physical media dependent (PMD) layer specification	ITU-T 2019
[19]	G.989.2 Corr1	40-Gigabit-capable passive optical networks 2 (NG PON2): Physical media dependent (PMD) layer specification Corrigendum 1	ITU-T 2019
[20]	G.989.2 Amd1	40-Gigabit-capable passive optical networks 2 (NG PON2): Physical media dependent (PMD) layer specification Amendment 1	ITU-T 2020

Document	Title	Source	Year
[21] G.989.3	40-Gigabit-capable passive optical networks (NG-PON2): Transmission Convergence Layer Specification	ITU-T	2015
[22] G.989.3 Amd1	40-Gigabit-capable passive optical networks (NG-PON2): Transmission Convergence Layer Specification Amendment 1	ITU-T	2016
[23] G.989.3 Amd2	40-Gigabit-capable passive optical networks (NG-PON2): Transmission Convergence Layer Specification Amendment 2	ITU-T	2018
[24] G.989.3 Amd3	40-Gigabit-capable passive optical networks (NG-PON2): Transmission Convergence Layer Specification Amendment 3	ITU-T	2020
[25] G.9807.1	10-Gigabit-capable symmetric passive optical network (XGS-PON)	ITU-T	2016
[26] G.9807.1 Err1	10-Gigabit-capable symmetric passive optical network (XGS-PON) Erratum 1	ITU-T	2017
[27] G.9807.1 Amd1	10-Gigabit-capable symmetric passive optical network (XGS-PON) Amendment 1	ITU-T	2017
[28] G.9807.1 Corr1	10-Gigabit-capable symmetric passive optical network (XGS-PON) Corrigendum 1	ITU-T	2020
[29] G.9807.1 Amd2	10-Gigabit-capable symmetric passive optical network (XGS-PON) Amendment 2	ITU-T	2020
[30] IR-247 Issue 4	GPON & XG-PON & XGS-PON ONU Conformance Test Plan	Broadband-Forum	2020

2.3 Definitions

The following terminology is used throughout this Technical Report. TR-280 follows the definitions in Section 2.3 of TR-156.

ODN	Optical Distribution Network: The physical medium that connects an OLT to its subtended ONUs. The ODN is comprised of various passive components, including the optical fiber, splitter or splitters, and optical connectors.
-----	---

- OLT Optical Line Terminal (OLT): A device that terminates the common (root) endpoint of an ODN, implements a PON protocol, and adapts PON PDUs for uplink communications over the provider service interface. The OLT provides management and maintenance functions for the subtended ODN and ONUs.

- ONU Optical Network Unit (ONU): A generic term denoting a functional element that terminates any one of the distributed (leaf) endpoints of an ODN, implements a PON protocol, and adapts PON PDUs to subscriber service interfaces. In some contexts an ONU supports interfaces for multiple subscribers.

- ONU Entity Optical Network Unit Entity: This is the part of an ONU that is managed by OMCI as shown in Figure 2.

- PON Passive Optical Network: A PON includes the OLT, ONU, and Optical Distribution Network (ODN).

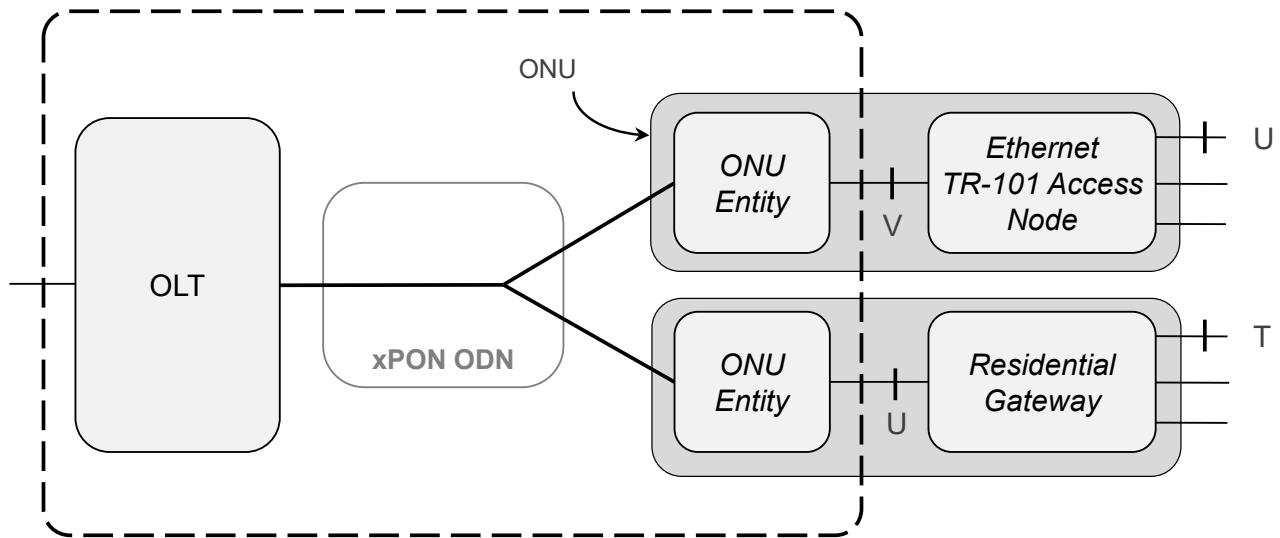


Figure 2 – ONU and ONU Entity

2.4 Abbreviations

This Technical Report uses the following abbreviations:

AES	Advanced Encryption Standard
AN	Access Node
ASP	Application Service Provider
BTS	Base Transceiver Station
CB	Cellular Backhaul
CPE	Customer Premises Equipment
CPN	Customer Premises Network
DSCP	DiffServ Code Point
DSL	Digital Subscriber Line

FE	Fast Ethernet (100 Mbps)
FITH	Fiber Into the Home
FTTC	Fiber to the Curb
FTTH	Fiber to the Home
FTTO	Fiber to the Office
FTTP	Fiber to the Premises, including buildings
GE	Gigabit Ethernet
GEM	Generic Encapsulation Method
GPM	GPON Physical Media Layer
GPON	Gigabit-capable Passive Optical Network
GTC	GPON Transmission Convergence layer – as defined in G.984.3
MAC	Media Access Control
MDU	Multi-Dwelling Unit
MLD	Multicast Listener Discovery
MTU	Multi-Tenant Unit – or Maximum Transmission Unit
NSP	Network Service Provider
ODN	Optical Distribution Network – as defined in G.984.1
OLT	Optical Line Termination – as defined in G.984.1
OMCI	ONU Management and Control Interface
ONT	Optical Network Termination – as defined in G.984.1
ONU	Optical Network Unit – as defined in G.984.1
PD	Proposed Draft
POTS	Plain Old Telephone Service
RBN	Regional Broadband Network
RG	Residential Gateway
RNC	Radio Network Controller
SFU	Single Family Unit – a type of residence
SNI	Service Node Interface
T-CONT	Upstream Traffic Container
TDM	Time-Division Multiplexing
TLS	Transparent LAN Service – a common synonym for Business Ethernet Services
TR	Technical Report
VDSL	Very high speed Digital Subscriber Line
xDSL	Any variety of DSL

3 Technical Report Impact

3.1 Energy Efficiency

TR-280 does not cover specific requirements related to energy efficiency.

3.2 IPv6

TR-280 does not cover specific requirements related to IPv6.

3.3 Security

TR-280 describes a number of ONU and OLT security requirements that are designed to protect the PON access network from malicious users. Security impacts can be found in Section 4.6.

3.4 Privacy

TR-280 builds upon the principles and requirements defined in TR-178. Hence, it maintains the mechanisms that ensure privacy of end-users. This includes mechanisms that avoid malicious users from intercepting traffic from other users in the access network.

4 Functional Modules and Requirements

4.1 Enhanced QoS

TR-156 specifies only one priority queue for each T-CONT. There are applications where it is desirable to have multiple queues per T-CONT and to have scheduling between those queues. ITU-T G.988 specifies the best practice for implementing solutions for such applications. This section describes the requirements for the application where the service provider assigns a VLAN to a T-CONT, but wishes to give different priority to different flows within that T-CONT. This is achieved by mapping specific P-bit values within that VLAN to different queues, then using strict priority to schedule traffic from the queues into the T-CONT for that VLAN. Figure 3 illustrates the application, which is based on the default fixed method with strict priority scheduling specified in G.988.

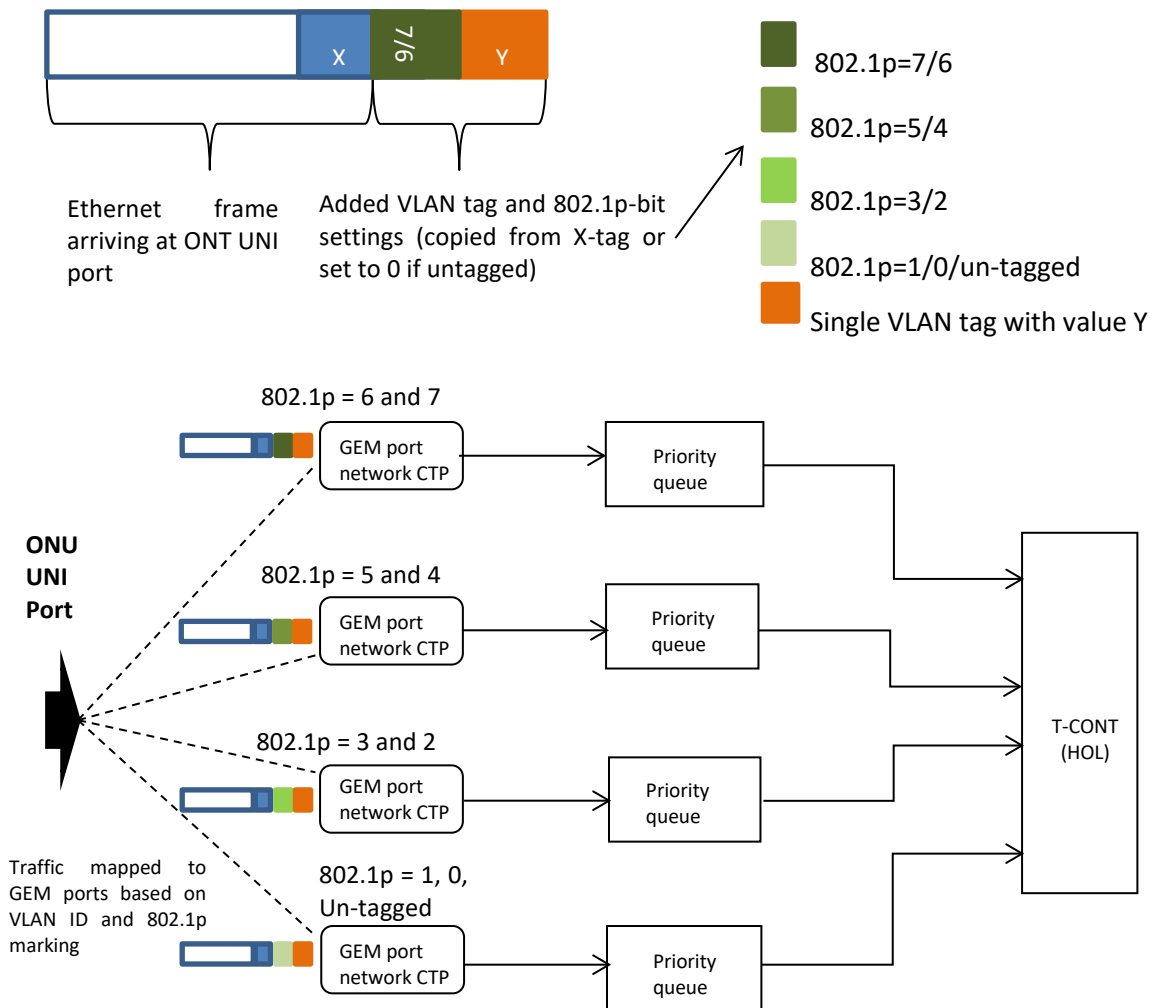


Figure 3 – Upstream strict priority scheduling with four queues per T-CONT

[R-1] The ONU MUST support the recommendations defined in TR-156.

[R-2] The ONU MUST support the upstream strict priority scheduling with four queues per T-CONT application shown in Figure 3. Note that the traffic mapping can be based on one or more 802.1p priority levels per GEM port (two are shown in Figure 3).

[R-2a] The ONU MUST support at least 16 queues in the upstream direction in order to support 4 queues per T-CONT and 4 T-CONTs at the same time.

[R-3] The ONU MUST support VID translation and P-bit copying in the upstream direction for priority-tagged (VID = 0) frames.

[R-4] The ONU MUST support the fixed method of queue configuration and strict priority scheduling shown in Figure 3 as the upstream default QoS architecture in accordance with the fixed method specified in clause II.3.3.1.1/ITU-T G.988.

Note that the number of queues and their assignment to T-CONTs are pre-configured and not changed (see clause 9.1.2/ITU-T G.988, Quality of service (QoS) configuration flexibility attribute, all bits are set to 0 if the attribute is reported by the ONU).

[R-5] The OLT MUST support upstream traffic flows under a single assigned VLAN ID and comprising upstream traffic from the four GEM ports, which can be sent to the L2 switch in the OLT for switching based on the VLAN ID.

Downstream priority queues are managed via the GEM port network CTP ME, as shown in Figure 4.

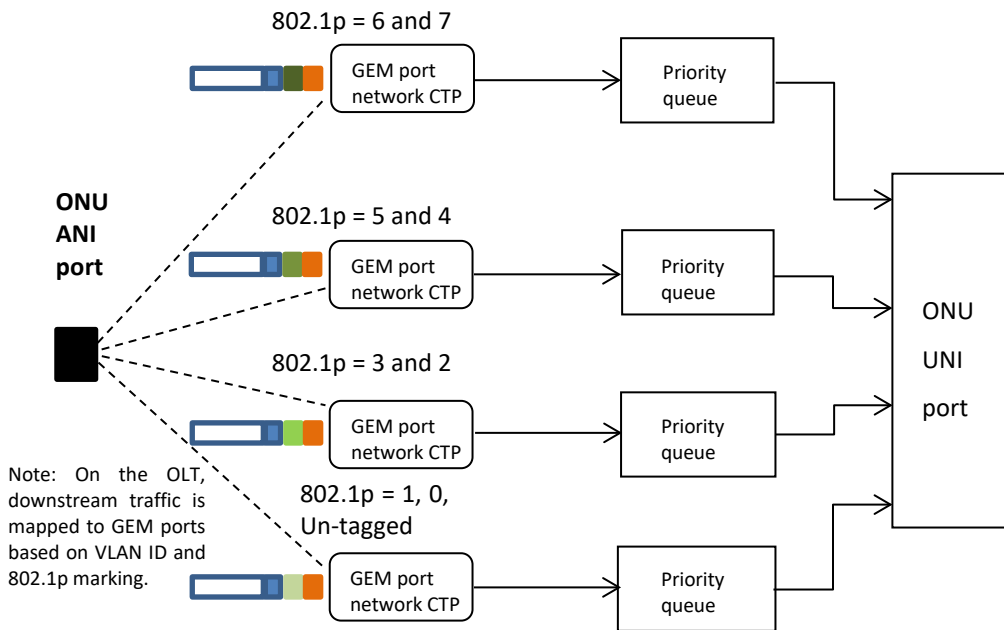


Figure 4 – Downstream strict priority scheduling with four queues

- [R-6] The ONU MUST support strict priority scheduling in downstream with four queues per U interface shown in Figure 4. Note that the traffic mapping can be based on one or more P-bits per GEM port (two are shown in Figure 4).
- [R-7] The ONU MUST support the fixed method of queue configuration and strict priority scheduling shown in Figure 4 as the downstream default QoS architecture in accordance with the fixed method specified in clause II.3.3.1.1/ITU-T G.988.
- Note that the number of priority queues and their priorities are pre-configured and not changed.
- [R-8] The OLT MUST support the recommendations defined in TR-156.
- [R-9] The OLT MUST be able to strip the outer VLAN, swap the inner VLAN tag and copy the P-bit settings from the ingress inner VLAN tag to the new inner VLAN tag.
- [R-10] The OLT MUST be able to overwrite the P-bit values in the outer VLAN tag for each VLAN in the upstream direction in accordance with the service profiles in the OLT.
- [R-11] The OLT MUST support mapping of traffic from the physical SNI port to four logical GEM ports based on the assigned VLAN ID and the 802.1p priority. The mapping is based on one or more 802.1p priority levels per GEM port.

Figure 4 indicates the ONU-side mapping for two 802.1p priority levels per GEM port applied by the OLT.

These 3 below requirements refer to the following MEs in ITU-T G.988:

- Priority queue ME
 - Attributes: Maximum queue size and allocated queue size
- ONU-2G ME
 - Attribute: Priority queue scale factor

- [R-12] The ONU MUST support the setting of the allocated queue size for each queue.
- [R-13] The OLT MUST support via OMCI the ability to "read" max queue size of each queue.
- [R-14] The OLT MUST support via OMCI the setting at the ONU of the allocated queue size for each queue.
- [R-15] The OLT MUST support shaping per ONU and per queue per ONU.

4.2 Enhanced Multicast

- [R-16] The ONU MUST support all combinations of VID and P-bit translation in the upstream direction for IGMP/MLD packets, and IGMP/MLD and multicast frames in the downstream direction.
- [R-17] The ONU MUST support the following attributes of the Multicast Operations Profile ME:
- Upstream IGMP TCI
 - Upstream IGMP tag control
 - All code points defined in this attribute
 - Downstream IGMP and multicast TCI
 - All code points defined in this attribute
- [R-18] The OLT MUST support and send configuration to the ONU of the following attributes of the Multicast Operations Profile ME:
- Upstream IGMP TCI
 - Upstream IGMP tag control
 - All code points defined in this attribute
 - Downstream IGMP and multicast TCI
 - All code points defined in this attribute
- [R-19] The OLT and the ONU MUST be capable of supporting a maximum multicast bandwidth per U interface.
- [R-20] The ONU MUST support the configuration of the maximum multicast bandwidth as defined in clause 9.3.28/ITU-T G.988.
- [R-21] The ONU MUST support to forward or discard IGMP/MLD packets based on the permissions of multicast group in the upstream.
- [R-22] The OLT MUST support to send permissions of a multicast group to the ONU.
- [R-23] The ONU MUST support the following attributes of the Multicast Operations Profile ME:
- Dynamic access control list table
- [R-24] The OLT MUST support and send configuration to the ONU of the following attributes of the Multicast Operations Profile ME:
- Dynamic access control list table
- [R-75] The ONU MUST support the deletion of an entry into the Dynamic Access Control List table in the Multicast Operation Profile ME without causing any reboot, or MIB reset.
- [R-76] The ONU MUST support the deletion of entries into the Dynamic Access Control List table in the Multicast Operation Profile ME without causing any packet loss on existing traffic flows from all the traffic classes and existing active Multicast Groups (as defined in TR-156, R-76).
- [R-77] The ONU MUST support the addition of an entry into the Dynamic Access Control List table in the Multicast Operation Profile ME without causing any reboot, or MIB reset.

- [R-78] The ONU MUST support the addition of entries into the Dynamic Access Control list table in the Multicast Operation Profile ME without causing any packet loss on existing traffic flows from all the traffic classes and existing active Multicast Groups (as defined in TR-156, R-76).
- [R-79] The ONU MUST support the modification of the Maximum Simultaneous Groups in the Multicast Subscriber Config Info ME without causing any reboot, or MIB reset.
- [R-80] The ONU MUST support the modification of the Maximum Simultaneous Groups in the Multicast Subscriber Config Info ME without causing any packet loss on existing traffic flows from all the traffic classes and existing active Multicast Groups (as defined in TR-156, R-76).

Note: If the Maximum Simultaneous Groups value is decreased, no packet loss is expected on the existing active Multicast Groups until the Multicast Channel Subscriber leaves the channel. For example, at the beginning 4 channels are allowed and the Multicast Channel Subscriber receives 4 channels, then the Maximum Simultaneous Groups is reconfigured to 3. If the Multicast Channel Subscriber leaves a channel, then the associated Multicast Channel is stopped. If the Multicast Channel Subscriber wants to subsequently join a 4th channel, the ONU MUST deny joining the 4th channel because the Maximum Simultaneous Groups is already reached.

- [R-81] The ONU MUST support the modification of the Maximum Multicast Bandwidth in the Multicast Subscriber Config Info ME without causing any reboot, or MIB reset.
- [R-82] The ONU MUST support the modification of the Maximum Multicast Bandwidth in the Multicast Subscriber Config Info ME without causing any packet loss on existing traffic flows from all the traffic classes and existing active Multicast Groups (as defined in TR-156, R-76).

Note: If the Maximum Multicast Bandwidth value is decreased, no packet loss is expected on the existing active Multicast Groups until the Multicast Channel Subscriber leaves the channel. For example, at the beginning 50 Mbit/s for multicast traffic is allowed and the Multicast Channel Subscriber reaches the 50 Mbit/s, then the Maximum Multicast Bandwidth is set to 45 Mbit/s. If the Multicast Channel Subscriber leaves a channel of 5Mbit/s then the associated Multicast Channel is stopped. If the Multicast Channel Subscriber wants to join another channel, the ONU MUST deny the joining as the Maximum Multicast Bandwidth is already reached.

- [R-83] The ONU MUST support 1024 entries in the Dynamic Access Control list table in the Multicast Operation Profile ME when the Multicast Access Control table is used for admission control.

4.3 Alarms and Counters

TR-156 does not specify the alarm and counter functionalities used by service providers in their network deployments. This section specifies these for the optical and Ethernet layers.

The VLAN ID (VID) and VLAN priority (P-bit) in the following text refer to the outermost (first) VLAN tag, if a frame carries more than one VLAN tag.

[R-25] *(DEPRECATED) This has been replaced by [R-25a] to [R-25f].*

[R-25a] The OLT MUST support the configuration and retrieval of OMCI-based performance monitoring counters on the ONU.

[R-25b] The ONU MUST support the configuration and reporting of OMCI-based performance monitoring counters on the request of the OLT.

[R-25c] The OLT MUST support receiving alarm notifications sent by the ONU.

[R-25d] The OLT MUST support alarm audit and resynchronization, as described in clause A.1.4.2/ITU-T G.988.

[R-25e] The ONU MUST support generating and sending alarms to the OLT.

[R-25f] The ONU MUST support alarm audit and resynchronization, as described in clause A.1.4.2/ITU-T G.988, requested by the OLT.

[R-26] *(DEPRECATED) This has been replaced by [R-26a] to [R-26b].*

[R-26a] The ONU MUST use Embedded OAM or PLOAM channel for reporting specific upstream alarm messages when applicable e.g., Dying Gasp (embedded OAM for XG(S)-PON/NG-PON2, PLOAM for G-PON), REI for G-PON.

[R-26b] The OLT MUST use Embedded OAM or PLOAM channel for detecting specific upstream alarm messages sending by the ONU e.g., Dying Gasp (embedded OAM for XG(S)-PON/NG-PON2, PLOAM for G-PON), REI for G-PON.

[R-27] The ONU MUST collect and report the following Ethernet frame extended PM ME (32 bit) (clause 9.3.32/ITU-T G.988) information:

- Received frames
- Sent frames
- Dropped received upstream frames due to MAC layer CRC errors
- Received multicast frames
- Sent multicast frames

[R-28] The ONU SHOULD collect and report the following Ethernet frame extended PM ME (64 bit) (clause 9.3.34/ITU-T G.988) information:

- Received frames
- Sent frames
- Dropped received upstream frames due to MAC layer CRC errors
- Received multicast frames
- Sent multicast frames

Note:

- Received frames and received multicast frames are counted at the UNI in upstream direction and at the GEM port level in downstream direction.
- Dropped frames due to MAC layer CRC errors are reported only on the UNI in upstream direction and not per VID or P-bit. Counting dropped frames is not applicable in the downstream direction.

[R-29] *(DEPRECATED) This has been replaced by [R-29a] to [R-29b].*

[R-29a] The ONU MUST support the threshold configuration for drop events (Threshold Data 1 and Threshold Data 2 ME) associated to the Ethernet frame extended PM ME.

[R-29b] The OLT MUST support the threshold configuration for drop events (Threshold Data 1 and Threshold Data 2 ME) associated to the Ethernet frame extended PM ME at the ONU.

[R-30] *(DEPRECATED) This has been replaced by [R-30a] to [R-30b].*

[R-30a] The ONU MUST support generating and sending of a Threshold Crossing Alert (TCA) when threshold is reached for drop events associated to the Ethernet frame extended PM ME.

[R-30b] The OLT MUST support retrieving of a Threshold Crossing Alert (TCA) when threshold is reached for drop events associated to the Ethernet frame extended PM ME at the ONU.

Note: Drop events are the total number of events in which frames were dropped due to lack of resources. This is not necessarily the number of frames dropped; it is the number of times this event was detected as defined in clause 9.3.32/ITU-T G.988.

[R-31] *(DEPRECATED) This has been replaced by [R-31a] to [R-31c].*

[R-31a] The OLT and the ONU MUST support Ethernet frame extended PM ME for the following:

- Physical path termination point Ethernet UNI ME (when it represents an actual physical interface, not a virtual interface as defined in [R-68])
- GEM interworking termination point ME
- Multicast GEM interworking termination point ME

and in upstream and downstream direction for the monitored point:

- All frames received
- Frames matching on arbitrary combination of VID+P-bit
- Frames matching VID
- Frames matching P-bit

[R-31b] The OLT and the ONU MUST support Ethernet frame extended PM ME for the following:

- VEIP ME
- Physical path termination point Ethernet UNI ME (when it represents a virtual interface as defined in [R-68])

and in upstream and downstream direction for the monitored point:

- All frames received

[R-31c] The OLT and the ONU SHOULD support Ethernet frame extended PM ME for the following:

- VEIP ME
- Physical path termination point Ethernet UNI ME (when it represents a virtual interface as defined in [R-68])

and in upstream and downstream direction for:

- Frames matching on arbitrary combination of VID+P-bit
- Frames matching VID
- Frames matching P-bit

[R-32] The OLT MUST have Ethernet counters at the V interface for upstream traffic based on:

- Total traffic
- VID
- P-bit
- VID+P-bit

[R-33] The OLT MUST have Ethernet counters at the S/R and R/S interface for upstream traffic per ONU based on:

- Total traffic
- GEM port
- T-CONT
- VID
- P-bit
- VID+P-bit

[R-34] The OLT MUST have Ethernet counters per V interface for downstream traffic based on:

- Total traffic
- VID
- P-bit
- VID+P-bit

[R-35] The OLT MUST have Ethernet counters per S/R and R/S interface for downstream traffic per ONU based on:

- Total traffic
- GEM port
- T-CONT
- VID
- P-bit
- VID+P-bit

- [R-36] The OLT/ONU MUST be able to configure, collect, and report on the counters specified in [R-37] to [R-40] and [R-54] to [R-56].
- [R-37] The ONU MUST collect and report in the following Ethernet frame extended PM ME (32 bit) (clause 9.3.32/ITU-T G.988) information per GEM port for upstream traffic based on:
- All frames received
 - Frames matching an arbitrary combination of VID+P-bit
 - Frames matching P-bit
 - Frames matching VID
- [R-38] The ONU MUST have Ethernet counters per U interface for upstream traffic based on:
- Total traffic
 - VID
 - P-bit
 - VID+P-bit
- [R-39] The ONU MUST collect and report in the following Ethernet frame extended PM ME (32 bit) (clause 9.3.32/ITU-T G.988) information per GEM port for downstream traffic based on:
- All frames received
 - Frames matching an arbitrary combination of VID+P-bit
 - Frames matching P-bit
 - Frames matching VID
- [R-40] The ONU MUST have Ethernet counters per U interface for downstream based on:
- Total traffic
 - VID
 - P-bit
 - VID+P-bit
- [R-41] The ONU/OLT MUST measure, collect, and report the following information in ANI-G ME in clause 9.2.1/ITU-T G.988:
- ONU temperature
 - ONU Voltage
 - ONU bias Current
 - ONU transmitted optical power
 - ONU received optical power
- [R-42] The OLT MUST be able to configure SF and SD thresholds via OMCI (ANI-G ME in clause 9.2.1/ITU-T G.988) at the ONU, the ONU MUST support the configuration and detect/report alarms (via OMCI) when thresholds are reached for:
- SF (Signal failed)
 - SD (Signal degraded)

[R-43] The OLT MUST be able to configure optical threshold via OMCI (ANI-G ME in clause 9.2.1/ITU-T G.988) at the ONU. The ONU MUST be able to configure optical threshold and send alarms (via OMCI) when thresholds are reached for:

- Low received optical power
- High received optical power
- Low transmit optical power
- High transmit optical power

[R-44] The ONU MUST send a Dying Gasp alarm in response to electrical disconnection and the OLT MUST report it.

[R-45] The ONU MUST detect the following events:

In ITU-T G.984.3 operation mode:

- LOS (Loss of signal) - local status notification
- LOF (Loss of frame) - local status notification
- SF (Signal failed) reported via OMCI - ONU generates a notification to the OLT according to ITU-T G.984.4/G.988 (see [R-42])
- SD (Signal degraded) reported via OMCI - ONU generates a notification to the OLT according to ITU-T G.984.4/G.988 (see [R-42])
- LCDG (Loss of GEM channel delineation) - local status notification
- TF (Transmission failure) - local status notification
- SUF (Start-up failure) - local status notification
- MEM (Message Error message) - local status notification
- DACT (Deactivate ONU-ID) - local status notification
- DIS (Disabled ONU) - local status notification
- MIS (Link mismatching) - local status notification
- PEE at ONU (Physical equipment error, locally detected at ONU) - ONU generates a notification to the OLT according to ITU-T G.984.3
- PEE at OLT (Physical equipment error, remotely detected at OLT) - local status notification (PEE is reported to the ONU via a downstream PLOAM message)
- RDI (Remote defect indication in ONU) - ONU generates a notification to the OLT according to ITU-T G.984.3 (RDI is reported to OLT via Ind field of the upstream PON frame (Embedded OAM))

In ITU-T G.987.3/ITU-T G.9807.1 operation mode:

- SF (Signal failed) reported via OMCI - ONU generates a notification to the OLT according to ITU-T G.988 (see [R-42])
- SD (Signal degraded) reported via OMCI - ONU generates a notification to the OLT according to ITU-T G.988 (see [R-42])
- LODS (Loss of downstream synchronization) - local status notification

Note: The implementation of local status notifications is vendor specific.

[R-46] The OLT MUST detect the following events and generate notification if the OLT is required to perform such action by the clauses listed below.

In ITU-T G.984.3 operation mode (refer to clause 11.1.1/ITU-T G.984.3):

- LOSi (Loss of signal for ONUi)
- LOS (Loss of signal)
- LOFi (Loss of frame of ONUi)
- DOWi (Drift of window of ONUi)
- SFi (Signal fail of ONUi)
- SDi (Signal degraded of ONUi)
- LCDGi (Loss of GEM channel delineation)
- RDli (Remote defect indication of ONUi)
- TF (Transmitter failure)
- SUFi (Start-up failure of ONUi)
- DFi (Deactivate failure of ONUi)
- LOAi (Loss of acknowledge with ONUi)
- DGi (Receive dying gasp of ONUi)
- LOAMi (Loss of PLOAM for ONUi)
- PEEi (Physical equipment error of ONUi)

In ITU-T G.987.3/ITU-T G.9807.1 operation mode (refer to clause 14.2.1/ITU-T G.987.3, and clause C.14.2.1/ ITU-T G.9807.1):

- LOBi (Loss of burst for ONUi)
- LOS (Loss of signal)
- TIWi (Transmission interference warning for ONUi)
- SUFi (Start-up failure of ONUi)
- DFi (Disable failure of ONUi)
- LOPCi (Loss of PLOAM channel with ONUi)
- LOOCi (Loss of OMCC channel with ONUi)

Note: The implementation of the notification is vendor specific.

[R-47] The OLT MUST be able to read the type and port status of the U interface.

[R-48] The ONU MUST allow reading of the type and port status for each U interface.

[R-49] The ONU MUST send an OMCI alarm and/or Attribute Value Change (AVC) for port status changes on the U interface when applicable.

[R-50] When the OLT receives port type and port status changes from the ONU, the OLT MUST report to the operators/EMS the port type and status changes of each U interface for each ONU.

[R-51] *(DEPRECATED) This is covered by [R-50].*

[R-52] The ONU and OLT MUST support 15-minute accumulation mode of the Performance Monitoring ME instances (as described in Appendix I.4 of ITU-T G.988 for 15-minutes accumulation mode definition).

[R-53] The ONU and OLT SHOULD support continuous accumulation mode of the Extended Performance Monitoring instances (as described in Appendix I.4 of ITU-T G.988 for continuous accumulation mode definition).

[R-54] The OLT and/or EMS MUST support Archival of 24-hour statistics of the ONU.

[R-55] ONU MUST support the following attributes of the Multicast subscriber monitor ME defined in clause 9.3.29/ITU-T G.988:

- Current multicast bandwidth
- Join messages counter
- Bandwidth exceeded counter

[R-56] The ONU MUST support the following attributes of the FEC performance monitoring history data ME defined in clause 9.2.9/ITU-T G.988:

- Corrected bytes
- Corrected code words
- Uncorrectable code words
- Total code words
- FEC seconds

[R-57] The ONU MUST support the Remote Debug ME as defined in clause 9.1.12 and described in Appendix I.2.8 of ITU-T G.988.

It is recommended that the ONU vendor provides a list of valid vendor specific commands and their responses to the OLT operator and that the ASCII command “help” is provided by the ONU as the default command.

It is recommended that any command sent to the ONU in the “Command” attribute is responded to in the “Reply table” attribute and that a self-explaining error message is returned to the OLT, if an invalid command is sent to the ONU.

[R-58] *(DEPRECATED) This is covered by [R-57].*

[R-59] The OLT MUST support the Remote Debug ME as defined in clause 9.1.12 and described in Appendix I.2.8 of ITU-T G.988 [7].

[R-60] The ONU SHOULD implement at least the following parameters obtained via the Remote Debug ME (see [R-57]):

- List of multicast IP addresses or related MAC addresses learned by the ONU through the IGMP or MLD protocol, if IGMP/MLD controlled multicast is supported
- Total number of multicast frames forwarded by the ONU between UNI and ANI interfaces per direction (upstream and downstream)
- Unicast MAC addresses learned by the ONU, if MAC bridge learning is used
- Total number of unicast frames forwarded by the ONU between UNI and ANI interfaces per direction (upstream and downstream)
- Total number of broadcast frames forwarded by the ONU between UNI and ANI interfaces per direction (upstream and downstream)
- Total number of data packets discarded by the ONU
- Traces of received protocol frames (e.g., DHCP, ARP, IGMP/MLD, OMCI)

[R-84] The ONU MUST support that counters belonging to Ethernet Frame Extended PM ME instances with a matching criterion be incremented for one of the following scenarios: (all frames and VID) or (all frames and VID+P-bit) or (all frames and P-bit).

Note: An OLT may create two or more Extended PM ME instances on a monitoring point: one Extended PM ME instance to count all received frames without regard to VID or P-bit, other Extended PM ME instances to filter the collected PM data based on the matching VID, or P-bit, or VID + P-bit. If a received Ethernet frame matches the specific filtering criteria defined in one of the other Extended PM ME instances, the ONU needs to increment the corresponding counters in the Extended PM ME instance with the matching filtering criteria, and in the Extended PM ME instance that counts all received frames.

[R-85] The OLT MUST support the instantiation of at least 16 Ethernet Frame Extended PM Managed Entity instances when the ONU is provisioned.

Note: The use case that explains the 16 Extended PM ME instances is the following. Consider an ONU that has 4 bidirectional traffic flows and 4 GEM ports, each traffic flow corresponds to a traffic class (as per [R-46] in TR-156 [17]), and one GEM port per traffic class (as per [R-7] in TR-156 [17]). Such ONU is required to support:

- 8 Extended PM ME instances on the U-interface (i.e., 1 ME instance per traffic class per upstream/downstream direction).

- 8 Extended PM ME instances on the R/S interface (i.e., 1 ME instance per GEM port per upstream/downstream direction).

[R-86] The ONU MUST support the instantiation of at least 16 Ethernet Frame Extended PM Managed Entity instances.

Note: Refer to the note in [R-85] for the example use case.

4.4 VLAN Tagging

[R-61] The ONU MUST support all actual code points (0 to 8) for the downstream mode attribute of the Extended VLAN tagging operation configuration data ME as defined in ITU-T G.988.

[R-62] The OLT MUST support and send configuration to the ONU of all actual code points (0 to 8) for the downstream mode attribute of the Extended VLAN tagging operation configuration data ME.

[R-63] The ONU MUST support at least 8 simultaneously active VLAN per U interface.

Note: This requirement allows the ONU to classify the ingress traffic with 8 distinct VIDs with all P-bit values per U interface in the upstream direction. Also refer to [R-64] for the requirement on the OMCI configuration.

[R-64] The ONU MUST support at least 67 entries in the Extended VLAN tagging operation table including the auto created default entries.

Note: This provides the support for 8 VLANs, each with 8 P-bit values plus the 3 default rules defined in ITU-T G.988.

4.5 Filtering and Learning

[R-65] The ONU MUST not use MAC address as a classification criterion for the VLAN translation or traffic class mapping if not requested by the OLT.

4.6 Enhanced Security

[R-66] The ONU MUST support GEM port encryption for all unicast GEM ports.

Point to point ONUs that do not support 'silent start mode' can disrupt PON operation by preventing other ONUs from performing activation or ranging refresh operations. A rogue ONU may cause a similar effect.

[R-67] After the opening of a quiet window, the OLT MUST process additional steps of the ranging process only upon detection of a valid PSBu structure from an ONU.

[R-67a] Invalid Ethernet data packets MUST be discarded and not forwarded.

Invalid Ethernet packets are, for example, malformed Ethernet packets (too short, too long) or Ethernet packets with an incorrect frame checksum.

[R-67b] Invalid layer-3 data packets MAY be discarded by multi-managed ONUs and not forwarded.

Invalid Layer-3 packets are, for example, IP packets with an invalid IP header.

4.7 Multi-Managed ONU

[R-68] Multi-managed ONU MUST implement either a Virtual Ethernet Interface Point (VEIP) interface or a Physical Path Termination Point (PPTP) UNI interface as the interface to the non-OMCI management domain.

[R-69] The OLT MUST support Multi-managed ONU implementations based on Physical Path Termination Point as the interface to the non-OMCI management domain.

[R-70] The OLT MUST support Multi-managed ONU implementations based on Virtual Ethernet Interface Point as the interface to the non-OMCI management domain.

4.8 Voice over IP

The VoIP service offered by ONUs can be configured by one or more methods including OMCI, TR-069, and configuration file, etc. The OLT may discover the abilities of VoIP configuration methods supported by ONUs. And then, if applicable, it may select one of the supported methods. The VoIP config data ME defined in ITU-T G.988 will help the OLT to perform this.

[R-71] The ONU offering VoIP services MUST support the following attribute of VoIP config data ME:

- Available VoIP configuration methods

[R-72] The OLT MUST support the reading of the following attribute of VoIP config data ME:

- Available VoIP configuration methods

[R-73] The ONU offering VoIP services MUST support the following attribute of VoIP config data ME:

- VoIP configuration method used

[R-74] The OLT MUST support the configuration of the following attribute of VoIP config data ME on the ONU:

- VoIP configuration method used

4.9 Enhanced Functionalities

- [R-87] The ONU MUST report the supported OMCI version with the ONU2-G ME.
- [R-88] The OLT SHOULD support the Extended OMCI Message format.
- [R-89] The ONU MUST support the Extended OMCI Message format if ME ONU2-G reports support of Extended OMCI Message format.
- [R-90] The ONU MUST support traffic class deletion (traffic class as described in TR-156 Section 5) without causing any reboot, or MIB reset.
- [R-91] The ONU MUST support the deletion of a traffic class (traffic class as described in TR-156 Section 5) without causing any packet loss on existing traffic flows from other traffic classes.
- [R-92] The ONU MUST support traffic class addition (traffic class as described in TR-156 Section 5) without causing any reboot, or MIB reset.
- [R-93] The ONU MUST support the addition of a traffic class (traffic class as described in TR-156 Section 5) without causing any packet loss on existing traffic flows from other traffic classes when the addition does not cause any congestion in the ONU.

4.10 Software Upgrade

There can be a single software instance that controls the ONU as a whole or multiple software instances of which one controls the ONU Entity.

If the ONU is multi-managed, the ONU is composed of an ONU Entity that is under OMCI management and other components that are managed by other protocols.

These other components can be, for example, a TR-101 Access Node or a Residential Gateway as shown in Figure 2.

A multi-managed ONU is either controlled by a common software instance or optionally by separate software instances.

Each software instance handles at least two software images, one active image and one or more backup images.

- [R-94] The ONU MUST support OMCI-based software upgrade.
This requirement refers to the fundamental usage application for the ONU software upgrade, as specified in clause 9.1.4 and described in Appendix I.3 of ITU-T G.988.

End of Broadband Forum Technical Report TR-280