

2007

Annual
Report





Addressing the challenge of responsible Internet resource
distribution in the Asia Pacific region



APNIC Asia Pacific Network Information Centre

Address: PO Box 2131, Milton, Brisbane QLD 4064 Australia

Phone: +61 7 3858 3100

Fax: +61 7 3858 3199

Email: info@apnic.net

SIP: helpdesk@voip.apnic.net

4

APNIC

5

APNIC

7

8

10

12

14

2007

15

APNIC

19

20

2007

24



▲ APNIC

2007 APNIC
 APNIC 가 APNIC
 APNIC APNIC (EC) APNIC
 .EC , IPv4 APNIC IPv6
 KPMG 가 APNIC
 2007 3 APNIC
 가 APNIC
 가
 2007 APNIC 2가 APNIC
 2007 APNIC APNIC
 가 2007 2008 APNIC
 APNIC 가 2007 APNIC
 Apster 25
 IPv4 IPv6 가
 IPv6



APNIC

APNIC ?

APNIC (RIR) .APNIC 1993

5 RIR APNIC IP .APNIC

APNIC

APNIC :

APNIC .APNIC

- (2007 1,584)

- Special Internet Group(SIG) – APNIC

- (EC) – 가

- APNIC – (EC)

(EC) APNIC 8 .7 EC 가 2

가 APNIC

APNIC 가 .2007 ,APNIC ()

➡ <http://www.apnic.net/ec>

APNIC

2007 ,APNIC 48

가 .APNIC

16 20

2007 ,APNIC (ASO) (NRO)

5 가 .NRO (RIR)

ASO RIR

2007 APNIC EC



JPNIC IP () (:2008)



() () (: 2008)



() (:2008)



TWNIC 2009) (:



Vehtel Obconic Internet Protocol Pvt. Ltd (: 2009)



CNNIC (:2009)



CSC (:2008)

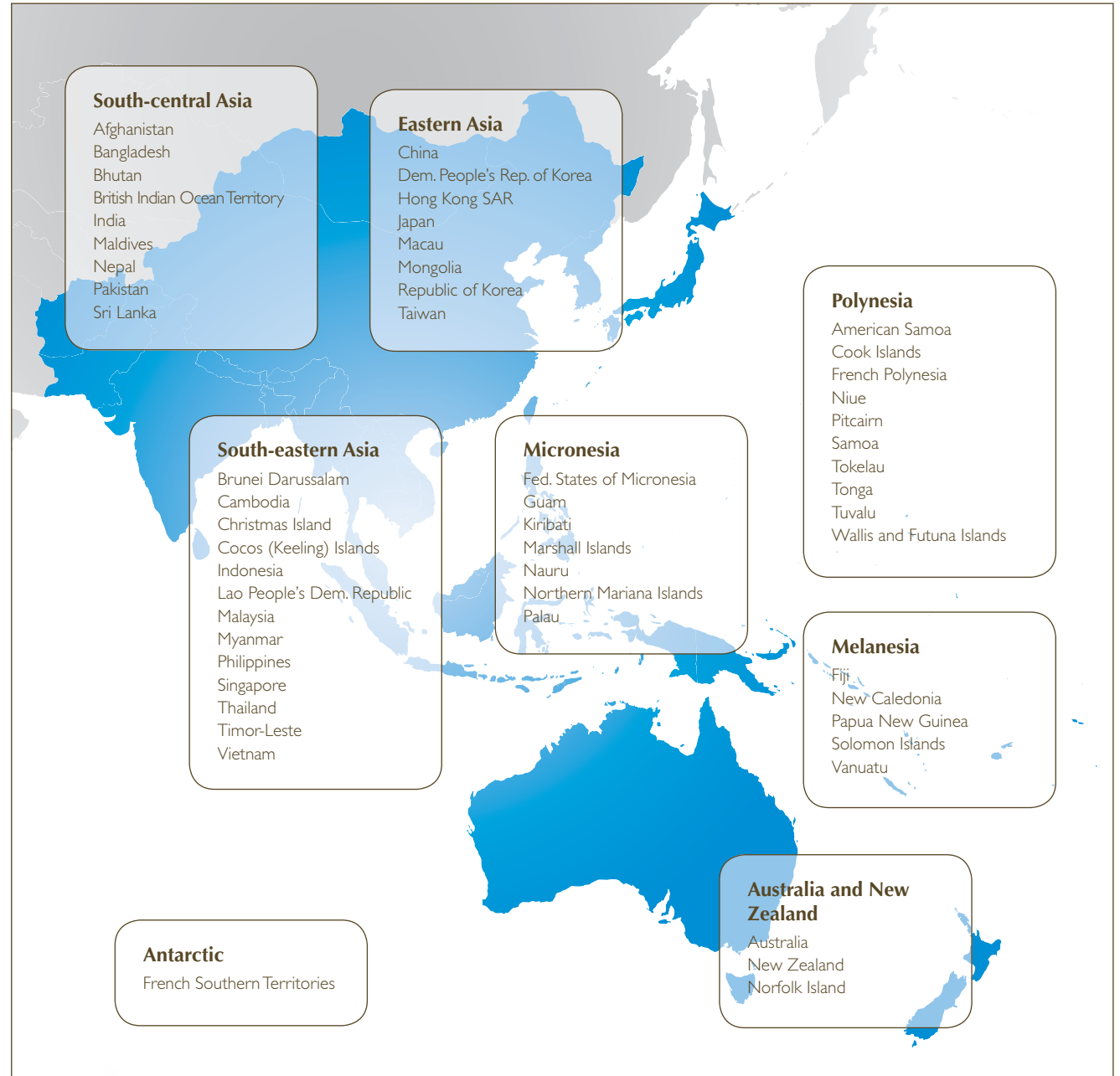


APNIC ()

SIG(Special Interest Group)

SIG(Special Interest Group) APNIC

SIG	
:	:
SIG	
:	:
DNS	SIG
:	:
IX SIG	
:	가
IPv6	SIG
:	:
NIR SIG	
:	:
Routing SIG	
:	:



APNIC

APNIC SIG (6)

(2)
가

➔ <http://www.apnic.net/policy/dev>

2007

- APNIC IPv6

IPv6 (HD)가
0.8 0.94

- 4 AS

가
.APNIC 4
(AS) ()
AS 가) 2 2009 |

- prop-033: IPv6

,/48
가 (LIR)
IPv6 .APNIC /56

- IPv6 Portable Assignment

Portable Assignment
/48

- 8:APNIC DNS
APNIC DNS
RIR

2007 APNIC EC
RIR

- prop-049: RIR AS IANA
(IANA)

RIR AS

IPv4

2007 IPv4
IPv6


4가

- prop-046: IPv4
- prop-050: IPv4
- prop-051: IPv4

- prop-052: IPv4
2007 IPv6

2008

➔ <http://www.apnic.net/policy/proposals>





▲ APNIC 2007

APNIC

- APNIC

- ISP

- APNIC

2007

- Apstats

- 가가

2008

- APNIC

APNIC 가 APNIC APNIC
 APNIC ,2007 ,APNIC

APNIC 23

2008

2008

2007 ,APNIC APNIC
 가 ,Apstats

APNIC

가

➡ <http://www.apnic.net/stats/o3>

Apstats



APNIC

APNIC

- APNIC

- (NOG), IPv6

- APNIC

- SIG , APNIC

APNIC APNIC

APNIC

-

APNIC APNIC

➡ <http://www.apnic.net/meetings/remote>

IPv4 APNIC 24 APNIC
 IPv6 IPv6 APNIC

2007 9 7

APNIC
 APNIC IPv4 IPv4 2~4

APNIC

.APNIC

APNIC 가 IPv6 IPv6 IPv6

APNIC

IPv4 IPv6

ICONS

가

(ICONS)

SANOG, AfriNIC APRICOT

ICONS

➡ <http://icons.apnic.net>

Apster

Apster

Apster SANOG, APRICOT IANA

➡ <http://www.apnic.net/docs/apster>

APNIC

.2007

APNIC RIR 가
 (NIR)

41

➡ <http://www.apnic.net/community/presentations>





APNIC

APNIC

- APNIC
- ISP

2007

-
-

2008

-

2007 , APNIC 30 70 .APNIC

-
-
-

2007

APNIC IPv6

DNSSec

IPv6 가 APNIC IPv4

APNIC IRME(Internet Resource Management Essentials) IRME



<http://www.apnic.net/training/courses>

APNIC

가 eLearning .2008 , eLearning APNIC

APNIC 2007

.2008 ,

APNIC

 <http://www.apnic.net/training/elearning>

NIR

APNIC NIR APNIC

.2007 , APNIC CNNIC KRNIC





▲ APNIC

APNIC

DNS

2007

- DNS
- 4 ASN

2008

- DNS

APNIC

2가

- APNIC

APNIC
2008
가 IP
가

• APNIC 4 RIR

- RIR
가
가
- RIR

IPv6

2007 ,APNIC IPv6
MyAPNIC IPv6

2008

APNIC IPv6 ,APNIC
IPv4 IPv6
2008 ,APNIC IPv6
IPv6

APNIC

ip6.arpa

DNS

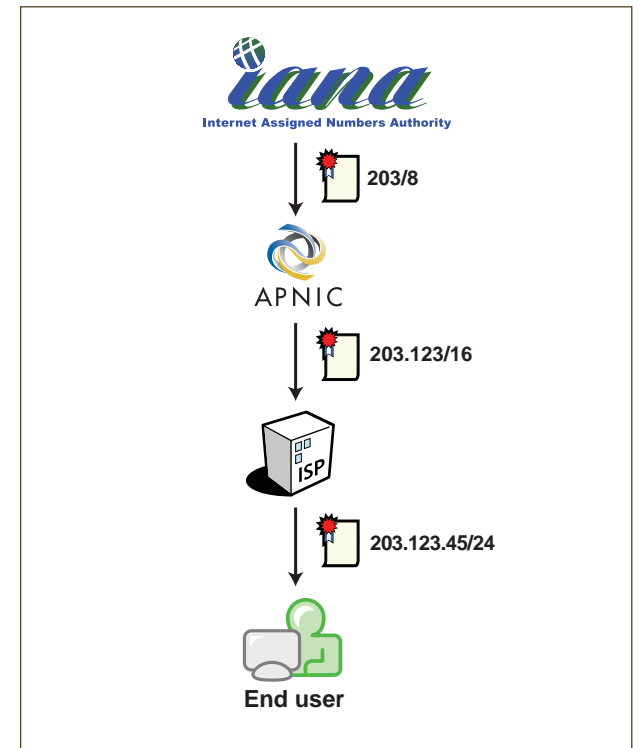
4 AS

2007 ,APNIC RIPE, Cisco WIDE 4

AS
가 2 AS

4 AS
WIDE

Example of how the Resource Certificate chain operates



DIXIE 가 (BGP)

DNS 가

2007 , APNIC DNS , DNS APNIC (OARC) (60Gb/)

2 DNS (60Gb/)

가

DNS .2008 , APNIC 2 가

2007 , APNIC DNS DNS 2 2 in-addrarpa ip6. arpa 가 DNS APNIC NIR

2008 , NIR 가

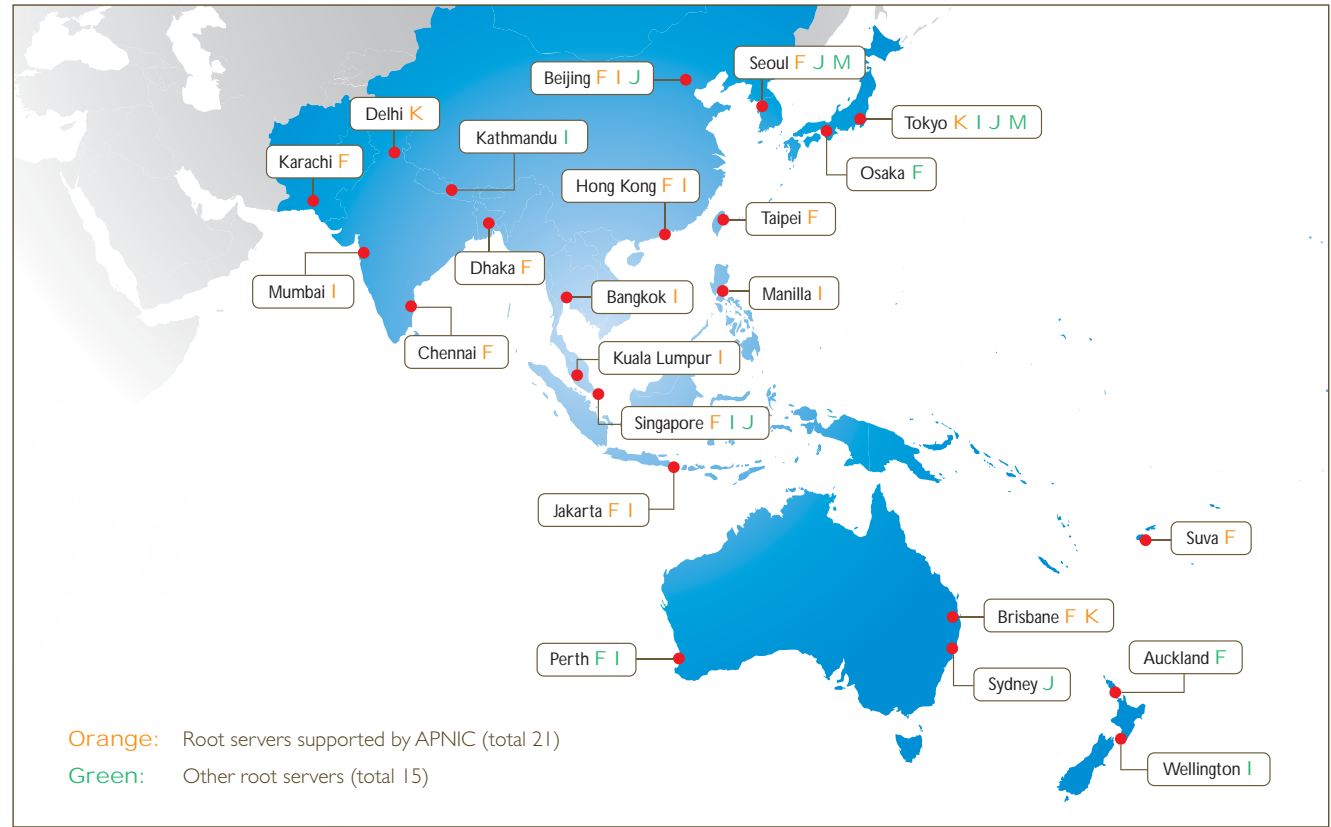
APNIC 가 APNIC 가


APNIC 2007 , 2 DNS . APNIC Autonomica, POIE(Philippines Open Internet Exchange) I- (ISC), (USP)

F- 가 36 (가)

21 APNIC 2008

<http://www.apnic.net/services/rootserver>





▲ APNIC

APNIC

APNIC

2007

2008

- 가
- MyAPNIC 가

2007 ,APNIC

APNIC

- 가
- IP
- AS
- APNICWhois Person Maintainer

APNIC 2008

➡ <http://www.apnic.net/services/member>

IP
1 2

가

MyAPNIC

2007

MyAPNIC 1.7

10 MyAPNIC APNICWhois

가,

2008

➡ <http://www.apnic.net/myapnic>

: 가

APNIC

APNIC

VoIP

가

가

30% 가

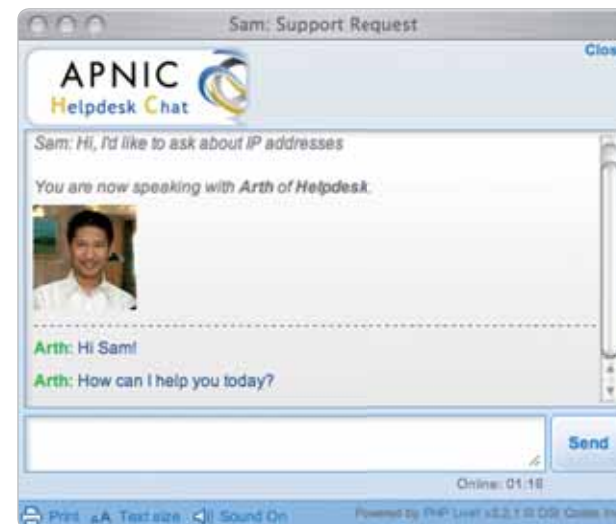
2007

가

➡ <http://www.apnic.net/helpdesk>

가

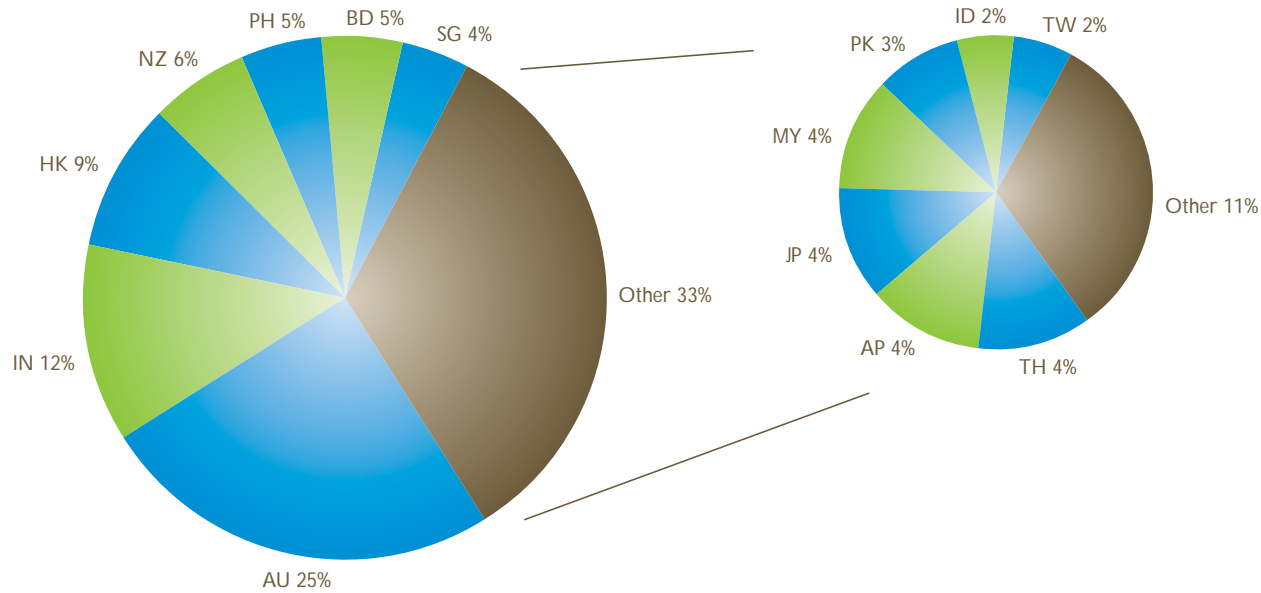
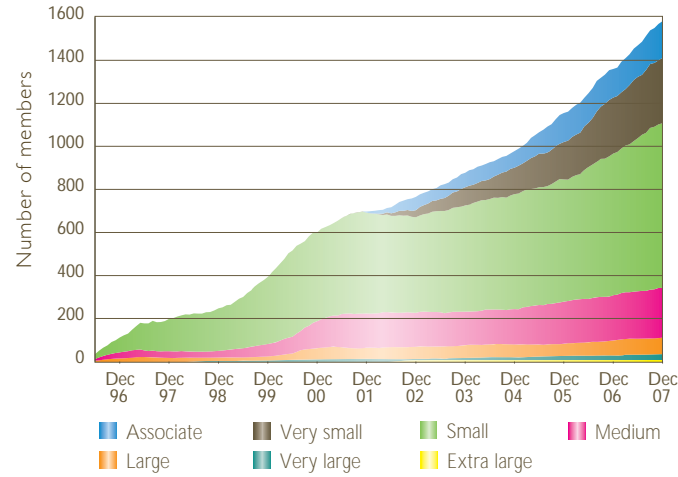
APNIC



2007

2007 ,APNIC 222 가 1,584
 APNIC 가 2005
 가
 349
 127 가 가 가 ,APNIC

APNIC membership growth



APNIC

2007

Extra large	9
Very large	27
Large	77
Medium	231
Small	765
Very small	304
Associate	171
	1,584

IPv4

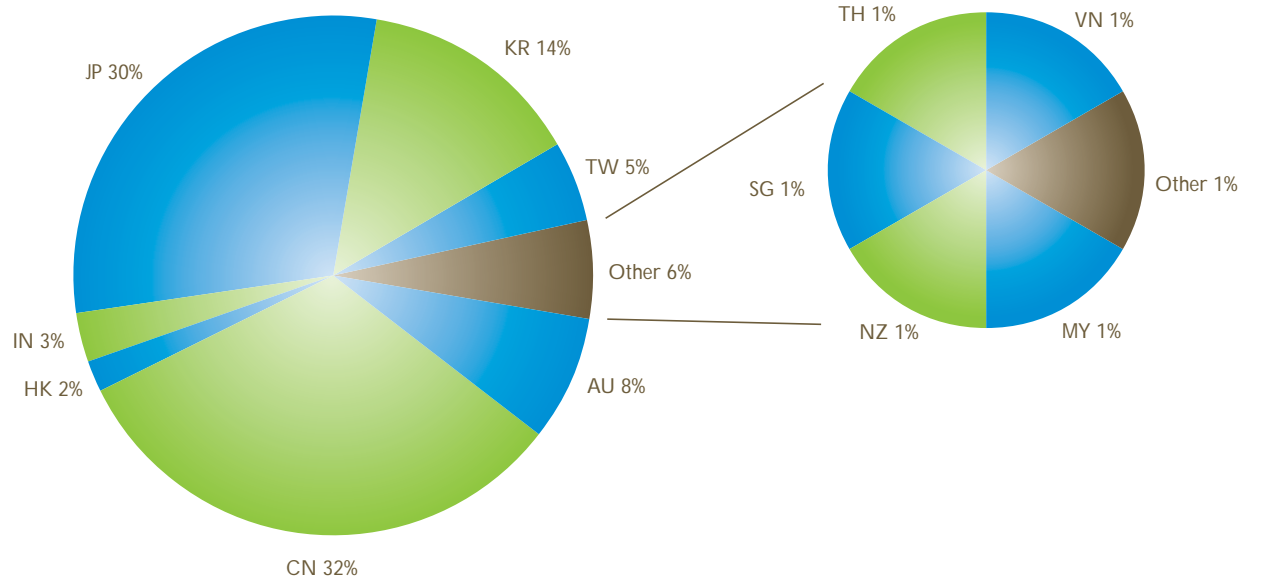
2007 , IPv4 가 2006 가 . APNIC 4.18 /8 (2006 3.09).

IPv4

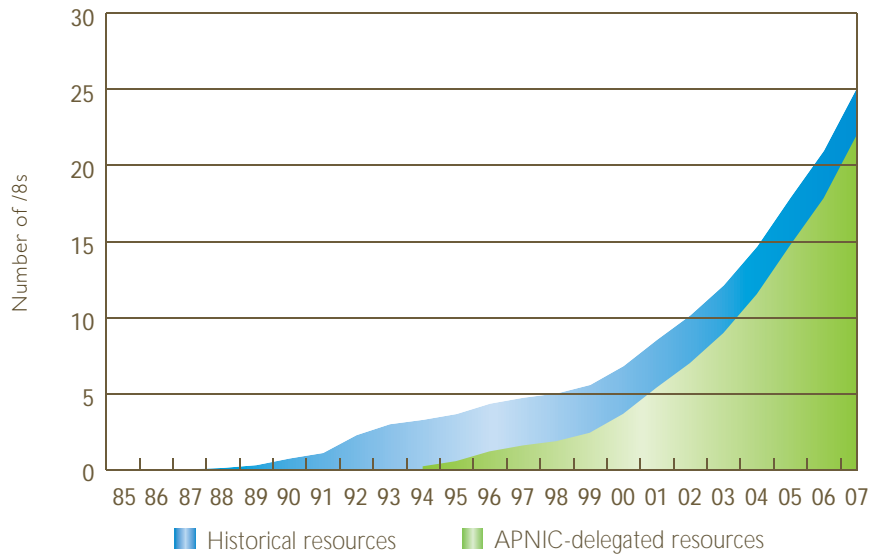
가 , , 가 . 2007 가 IPv4 2007 가 .

IPv4 가 .

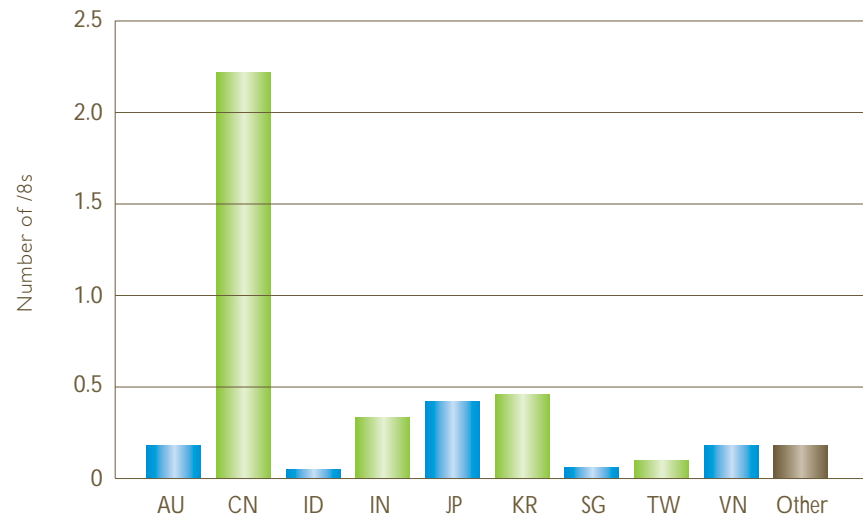
Total distribution of IPv4 (by economy)



Total IPv4 allocated (cumulative)



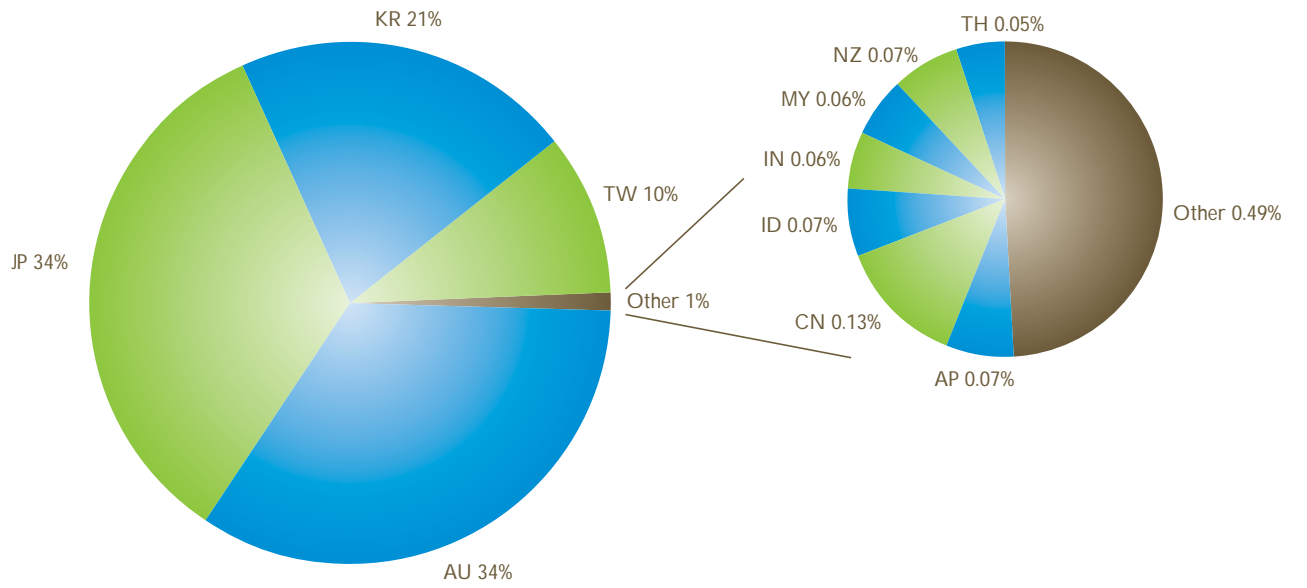
IPv4 address allocated in 2007 (by economy)



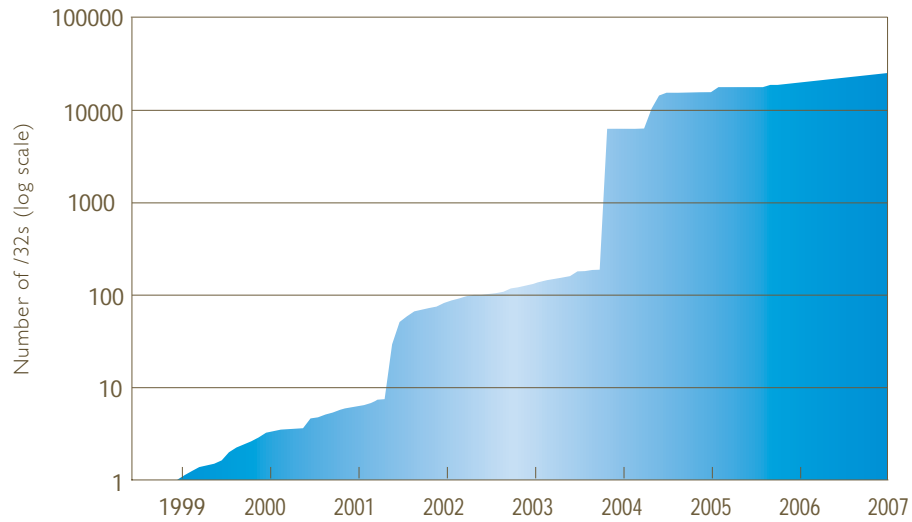
IPv6

2007 , APNIC IPv6 6
 57 , 5,238 /32 .
 2007 IPv6 가 가/
 , 가 .
 IPv4 2007 9 , APNIC 24 IPv6 가
 가 (9) .

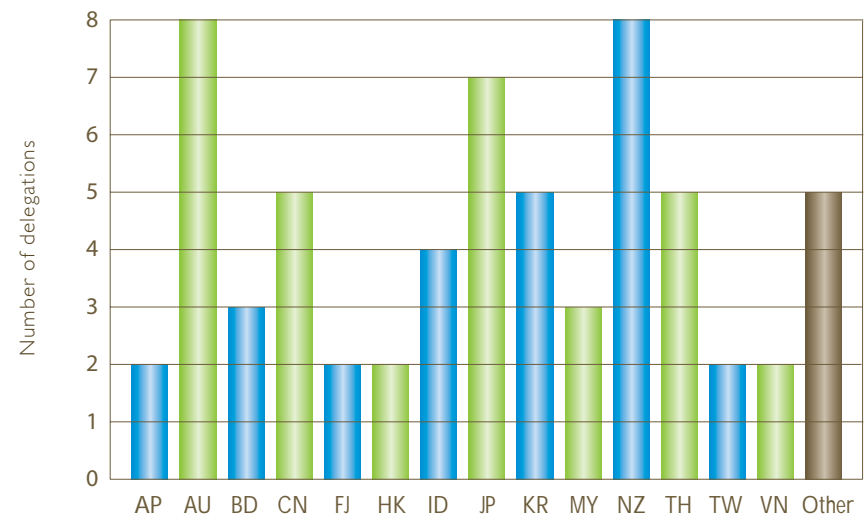
Total distribution of IPv6 (by economy)



Total IPv6 allocated (cumulative)



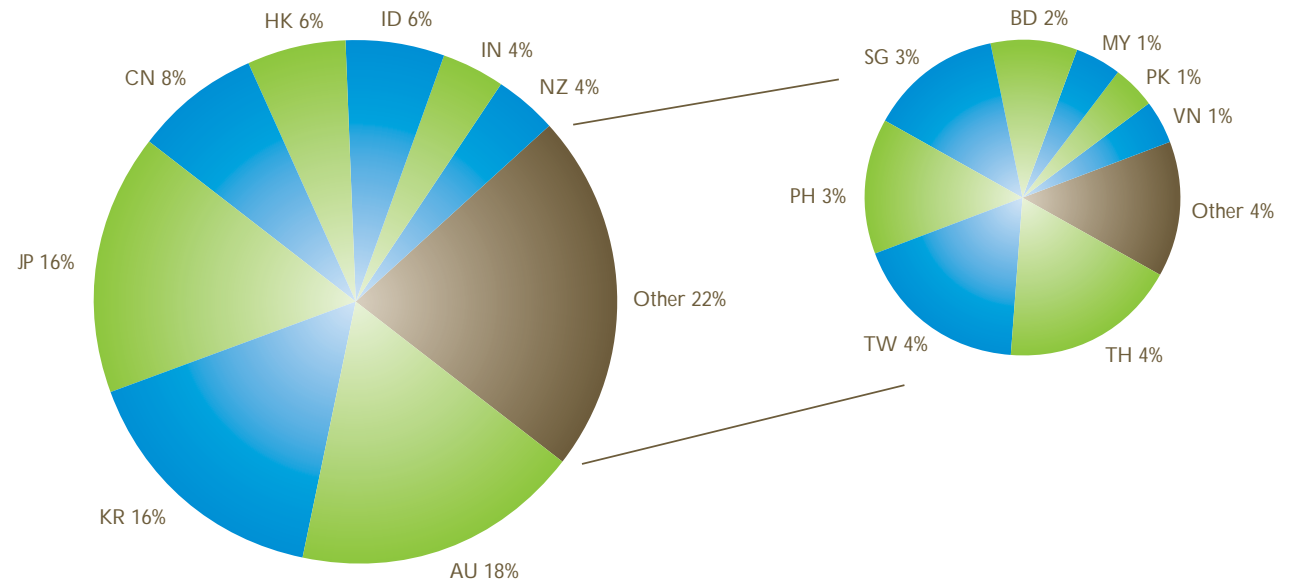
IPv6 address delegations in 2007 (by economy)



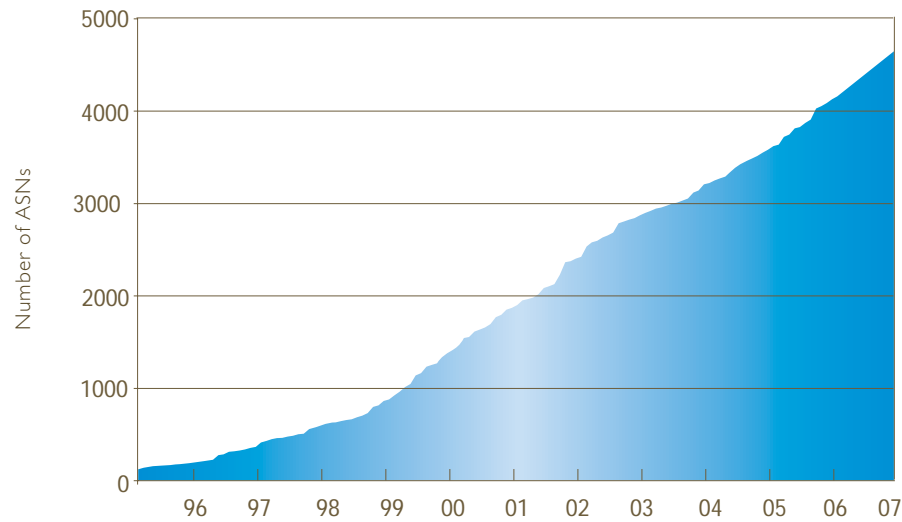
AS

APNIC 2007 AS 가
 2007 AS 가
 2007 APNIC RIR () 2
 AS () 4
 ASN .2007
 30 4 AS APNIC
 2 RIR () 4
 AS

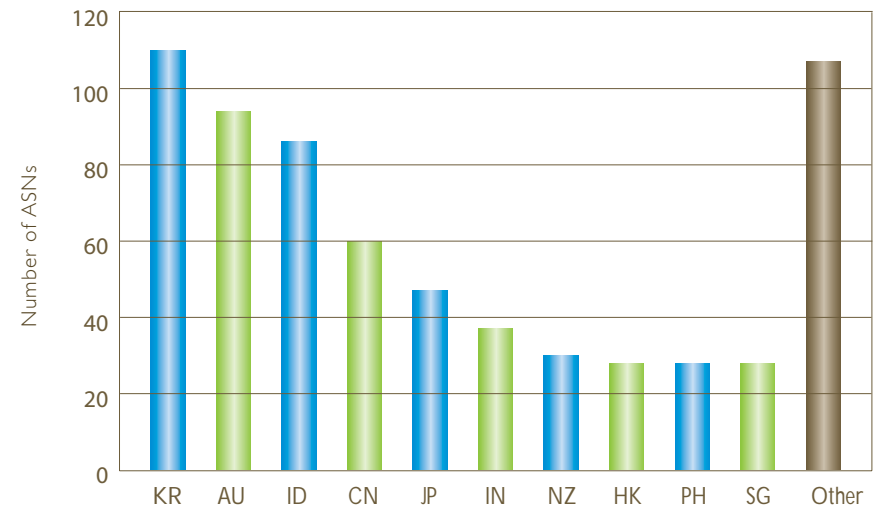
Total distribution of ASNs (by economy)



Total ASNs allocated (cumulative)



ASNs assigned in 2007 (by economy)



APNIC

APNIC APNIC
 .2006 3
 APNIC 21 , APNIC
 APNIC
 가 , NIR
 가
 가
 2007 , APNIC EC KPMG

"KPMG
 가 (가)
 APNIC
 APNIC
 ."
 " , APNIC
 APNIC
 EC가
 :
 • - (USD)
 (\$AUD)가 APNIC
 .2007 APNIC
 78 85
 2007

10% 2000
 0.5479 APNIC
 40%
 • 1996 - 1996
 가
 APNIC 2007 ,
 7%
 2007
 • - APNIC
 APNIC
 APNIC
 가
 " ."

APNIC 24 (EC)
 2가 APNIC
 • APNIC 0.7899
 • 7% 가

APNIC 24 가
 APNIC
 1,094 54
 APNIC 24
 APNIC
 APNIC 가
 SIG(Special Interest Group) APNIC 가
 가 가

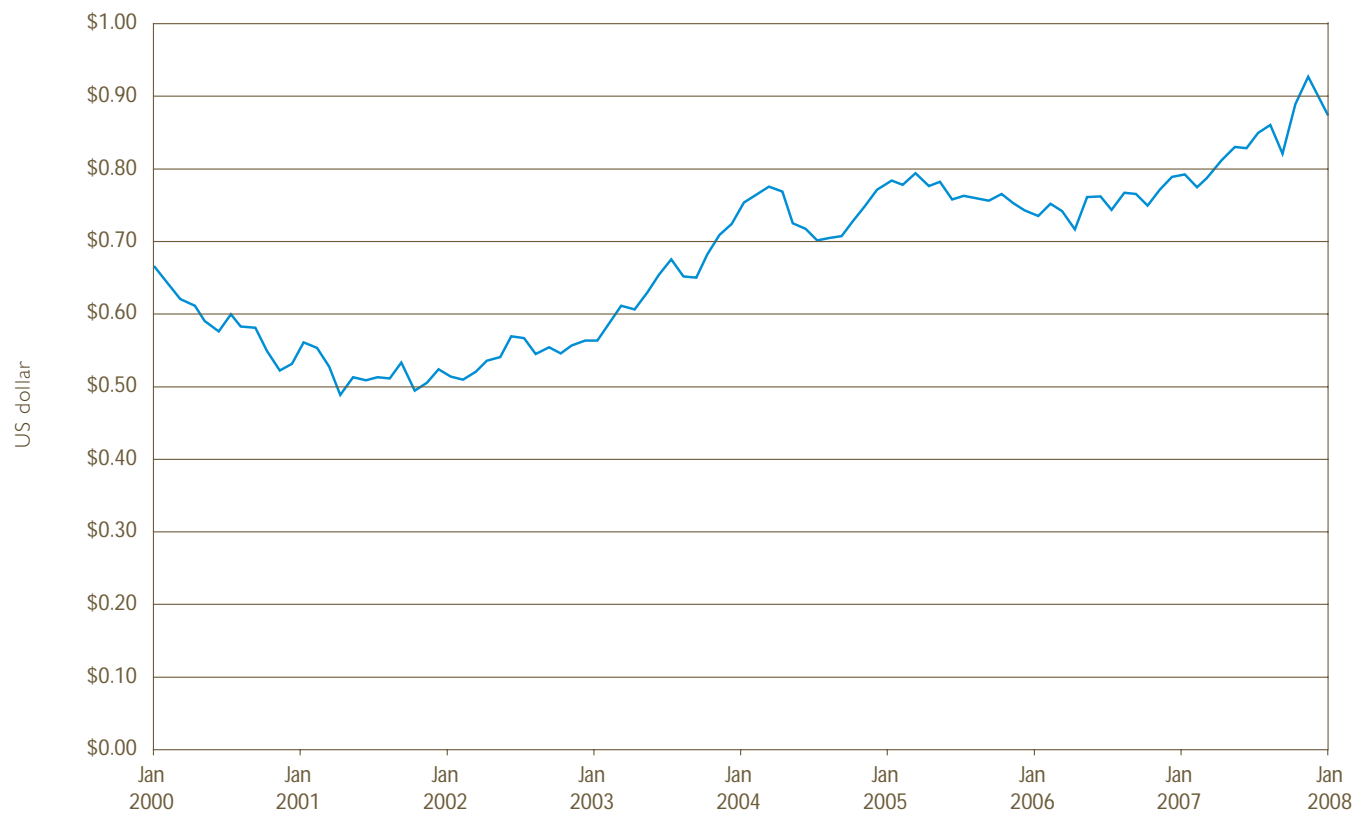
EC
 2007 10 11 , EC
 7%
 APNIC 4 APNIC EC APNIC
 EC
 가
 APNIC EC
 APNIC 가



APNIC

2007 ,가 APNIC .APNIC APNIC 2007 APNIC 2008
 2008 | | APNIC () PricewaterhouseCoopers 2007

The Australian dollar/US dollar exchange rate since 2000



Balance sheet

	Year end 2007 (US\$)	Year end 2006 (US\$)	% change from 2006
Exchange rate (see Notes)	0.8875	0.7938	12%
Current assets			
Cash	5,880,878	4,521,723	30%
Term deposit investment	2,041,250	2,619,540	-22%
Receivables	841,777	1,328,391	-37%
Advance payment	74,329	105,838	-30%
Other	27,837	11,857	135%
Total current assets	8,866,071	8,587,349	3%
Non-current assets			
Other financial assets	1,085,117	911,576	19%
Property, plant and equipment	1,479,543	1,186,303	25%
Long term deposit investment	1,508,750	1,587,600	-5%
Total non-current assets	4,073,410	3,685,479	11%
Total assets	12,939,481	12,272,828	5%
Liabilities			
Accrued expenses	1,011,004	1,157,664	-13%
Provisions	788,258	561,878	40%
Unearned revenue	3,388,385	3,390,538	0%
Total liabilities	5,187,647	5,110,080	2%
Equity			
Share capital	0.89	0.79	12%
Reserves	80,609	114,006	-29%
Retained earnings	7,671,224	7,048,741	9%
Total equity	7,751,834	7,162,748	8%
Total liabilities & equity	12,939,481	12,272,828	5%

Notes:

The balance sheet, profit and loss, and cash flow statement are the consolidation of APNIC Pty Ltd accounts being translated into US\$.

For a better understanding of APNIC Pty Ltd's financial position and performance, as represented by the results of its operations and its cashflows for the financial year ended 31 December 2007, the balance sheet, profit and loss, and cash flow statement should be read in conjunction with the annual statutory financial report and the audit report contained therein.

The amounts in this APNIC financial report are expressed in US\$. The exchange rate used to convert AU\$ amounts to US\$ in this report (0.8875), is based on the notes spot rate as at 31 December 2007 as provided by the Australian Taxation Office.

Note:

The exchange rate used to convert AU\$ amounts to US\$ in this profit and loss statement (0.8448) is based on the average rate for year ended 2007 as provided by the Australian Taxation Office

Profit and loss statement

	2007	2006	% change
	in US\$	in US\$	from 2006
Exchange rate (see Note)	0.8448	0.7574	12%
Revenue			
Interest income	508,158	428,214	19%
IP resource application fees	645,965	583,655	11%
Membership fees	5,155,736	4,159,073	24%
Non-member fees	120,607	90,971	33%
Per allocation fees	1,056,931	795,127	33%
Reactivation fees	10,015	8,630	16%
Sundry income	179,279	183,638	-2%
Sub-total	7,676,691	6,249,308	23%
Exchange rate gain/(loss)	(276,945)	(94,854)	192%
Total revenue	7,399,746	6,154,454	20%
Expenditure			
Communication expenses	175,902	94,863	85%
Depreciation expense	477,376	394,959	21%
Donation/sponsorship	92,167	63,487	45%
ICANN contract fees	205,682	185,870	11%
Meeting and training expenses	121,075	90,642	34%
Membership fees	44,526	58,640	-24%
Other operating expenses	1,400,163	1,028,173	36%
Professional fees	330,705	319,974	3%
Rent and outgoings	376,845	300,880	25%
Salaries	3,279,809	2,679,805	22%
Travel expenses	1,002,557	721,577	39%
Total expenditure	7,506,807	5,938,870	26%
Operating profit/(loss) before income tax expense	(107,061)	215,584	-150%
Income tax expense	92,406	80,917	14%
Operating profit/(loss) after income tax expense	(199,467)	134,667	-248%

Cash flow statement

For the year ended 31 December 2007

	2007	2006
	(US\$)	(US\$)
Exchange rate (see Note)	<i>0.8875</i>	<i>0.7938</i>
Cash flows from operating activities:		
Receipts from members and customers	7,801,202	6,111,597
Payments to suppliers and employees	(7,634,967)	(5,552,644)
	166,235	558,953
Interest received	505,618	444,621
Income tax (paid)/received	(63,161)	(35,330)
Net cash inflow from operating activities	608,692	968,244
Cash flows from investing activities:		
Payments for property, plant and equipment	(663,530)	(554,796)
Proceeds from sale of property, plant and equipment	4,962	1,746
Proceeds from sale of available-for-sale financial assets	1,166,230	0
Net cash outflow from investing activities	507,662	(553,050)
Net increase/(decrease) in cash held:	1,116,354	415,194
Cash at the beginning of the financial year	4,521,724	3,809,068
Effects of exchange rate changes on cash	242,800	297,462
Cash reserve at the end of the financial year	5,880,878	4,521,724

Note:

The amounts in this APNIC financial report are expressed in US\$. The exchange rate used to convert AU\$ amounts to US\$ in this report (0.8875), is based on the notes spot rate as at 31 December 2007 as provided by the Australian Taxation Office.



APNIC 2007

APNIC

Afilias
Aircel
China Internet Network Information Center
Cisco Systems
Department of Information Technology, India (DIT)
F-Secure
Force 10 Networks
Google
Guavus
Japan Network Information Center
Juniper Networks
National Internet Development Agency of Korea
National Internet Exchange of India (NIXI)
Reliance
Spectranet
Taiwan Network Information Center
Tulip
VSNL

Nominum for DNS server software
Netapp for disk arrays
Telstra for transit
WIDE for rack and transit in Japan
Webcentral for rack space
HKIX for rack in HK
HK transit by REACH

IPv6 Forum HK Chapter, Cyberport, NTT, ISOC HK
InternetNZ
Dhiraagu
Lanka Internet Services
International Training Institute
National University of Laos
Asian Institute of Technology (AIT)/Internet Education and Research Laboratory (interLab)
The University of the South Pacific
PacINET
Vietnam Internet Network Information Center (VNNIC)
AngkorNet/Anana Computer
Datacom
Republic Polytechnic
China Telecom
Networkers' Society of Pakistan (NSP)
Advanced Science and Technology Institute (ASTI)
Nepal Internet Exchange (NPIX)
Internet Service Providers Association Bangladesh (ISPAB)
IPv6 Summit

apnic.net

www.apnic.net