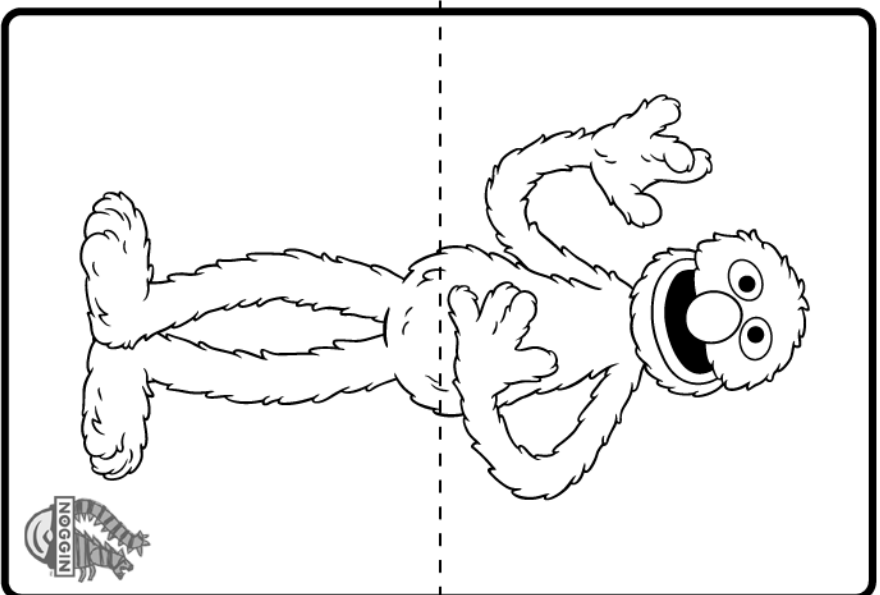




Mix and Match with Play With Me Sesame!



Color the pictures and cut along the lines to mix and match Ernie, Bert and Grover.



NOGGIN.COM
Everyday something new to think and do.
PRINTABLE #003

Mix and Match with Play With Me Sesame!

Match each character's top and bottom.

SET UP*

You will need




and



or



The characters on this page are **Ernie**, **Bert**, and **Grover**.



WHAT TO DO

Invite your child to color the characters. Then cut the page along the dotted lines into six pieces. Help your child mix up the pieces. Now you can work together to find different ways of matching up the tops and bottoms. Put the characters back together – or mix and match to make up silly new characters!

ALTERNATIVE PLAY

A. Ask your child to color the characters and then circle his or her favorite.

B. Present your child with the two pieces of a single character. Add the other characters to the game one at a time.

FOLLOWING UP

A good way to make the most of this activity is to have a conversation about what's on the page and what your child is doing. Ask questions like, **Why did you do it that way? Is there another way to do it? What else can we try?**

LEARNING GOALS

Matching and putting together parts of a picture provides practice with visual discrimination.

*



=scissors



=markers



=crayons



=pencil or pen



=tape



=leaves



NOGGIN.COM
Everyday something new to think and do.
PRINTABLE #003