

# OCF Core Specification

VERSION 2.1.1 | February 2020



**OPEN** CONNECTIVITY  
FOUNDATION™

CONTACT [admin@openconnectivity.org](mailto:admin@openconnectivity.org)

Copyright Open Connectivity Foundation, Inc. © 2020  
All Rights Reserved.

## Legal Disclaimer

2  
3  
4 **NOTHING CONTAINED IN THIS DOCUMENT SHALL BE DEEMED AS GRANTING YOU ANY**  
5 **KIND OF LICENSE IN ITS CONTENT, EITHER EXPRESSLY OR IMPLIEDLY,**  
6 **OR TO ANY INTELLECTUAL PROPERTY OWNED OR CONTROLLED BY ANY OF THE**  
7 **AUTHORS OR DEVELOPERS OF THIS DOCUMENT. THE INFORMATION CONTAINED HEREIN**  
8 **IS PROVIDED ON AN "AS IS" BASIS, AND TO THE MAXIMUM EXTENT PERMITTED BY**  
9 **APPLICABLE LAW, THE AUTHORS AND DEVELOPERS OF THIS SPECIFICATION HEREBY**  
10 **DISCLAIM ALL OTHER WARRANTIES AND CONDITIONS, EITHER EXPRESS OR IMPLIED,**  
11 **STATUTORY OR AT COMMON LAW, INCLUDING, BUT NOT LIMITED TO, IMPLIED**  
12 **WARRANTIES OF MERCHANTABILITY OR FITNESS FOR A PARTICULAR PURPOSE. OPEN**  
13 **CONNECTIVITY FOUNDATION, INC. FURTHER DISCLAIMS ANY AND ALL WARRANTIES OF**  
14 **NON-INFRINGEMENT, ACCURACY OR LACK OF VIRUSES.**

15 The OCF logo is a trademark of Open Connectivity Foundation, Inc. in the United States or other  
16 countries. \*Other names and brands may be claimed as the property of others.

17 Copyright © 2016-2020 Open Connectivity Foundation, Inc. All rights reserved.

18 Copying or other form of reproduction and/or distribution of these works are strictly prohibited.  
19

# CONTENTS

20			
21	1	Scope .....	1
22	2	Normative references .....	1
23	3	Terms, definitions, and abbreviated terms .....	3
24	3.1	Terms and definitions.....	3
25	3.2	Abbreviated terms.....	7
26	4	Document conventions and organization.....	8
27	4.1	Conventions.....	8
28	4.2	Notation.....	9
29	4.3	Data types .....	9
30	4.4	Resource notation syntax.....	11
31	5	Architecture .....	11
32	5.1	Overview .....	11
33	5.2	Principle .....	12
34	5.3	Functional block diagram .....	13
35	5.4	Framework.....	14
36	6	Identification and addressing .....	15
37	6.1	Introduction.....	15
38	6.2	Identification .....	15
39	6.2.1	Device and Platform identification.....	15
40	6.2.2	Resource identification and addressing .....	15
41	6.3	Namespace:.....	16
42	6.4	Network addressing .....	17
43	7	Resource model .....	17
44	7.1	Introduction.....	17
45	7.2	Resource .....	18
46	7.3	Property.....	18
47	7.3.1	Introduction .....	18
48	7.3.2	Common Properties .....	19
49	7.4	Resource Type .....	21
50	7.4.1	Introduction .....	21
51	7.4.2	Resource Type Property .....	21
52	7.4.3	Resource Type definition .....	21
53	7.4.4	Multi-value "rt" Resource .....	23
54	7.5	Device Type.....	23
55	7.6	OCF Interface .....	24
56	7.6.1	Introduction .....	24
57	7.6.2	OCF Interface Property.....	24
58	7.6.3	OCF Interface methods.....	25
59	7.7	Resource representation .....	44
60	7.8	Structure.....	44
61	7.8.1	Introduction .....	44
62	7.8.2	Resource relationships (Links).....	44

63	7.8.3	Collections.....	49
64	7.8.4	Atomic Measurement.....	52
65	7.9	Query Parameters.....	54
66	7.9.1	Introduction.....	54
67	7.9.2	Use of multiple parameters within a query.....	54
68	7.9.3	Application to multi-value "rt" Resources.....	54
69	7.9.4	OCF Interface specific considerations for queries.....	54
70	8	CRUDN.....	55
71	8.1	Overview.....	55
72	8.2	CREATE.....	56
73	8.2.1	Overview.....	56
74	8.2.2	CREATE request.....	56
75	8.2.3	Processing by the Server.....	56
76	8.2.4	CREATE response.....	56
77	8.3	RETRIEVE.....	57
78	8.3.1	Overview.....	57
79	8.3.2	RETRIEVE request.....	57
80	8.3.3	Processing by the Server.....	57
81	8.3.4	RETRIEVE response.....	57
82	8.4	UPDATE.....	57
83	8.4.1	Overview.....	57
84	8.4.2	UPDATE request.....	58
85	8.4.3	Processing by the Server.....	58
86	8.4.4	UPDATE response.....	59
87	8.5	DELETE.....	59
88	8.5.1	Overview.....	59
89	8.5.2	DELETE request.....	59
90	8.5.3	Processing by the Server.....	59
91	8.5.4	DELETE response.....	59
92	8.6	NOTIFY.....	60
93	8.6.1	Overview.....	60
94	8.6.2	NOTIFICATION response.....	60
95	9	Network and connectivity.....	60
96	9.1	Introduction.....	60
97	9.2	Architecture.....	60
98	9.3	IPv6 network layer requirements.....	61
99	9.3.1	Introduction.....	61
100	9.3.2	IPv6 node requirements.....	62
101	10	OCF Endpoint.....	62
102	10.1	OCF Endpoint definition.....	62
103	10.2	OCF Endpoint information.....	63
104	10.2.1	Introduction.....	63
105	10.2.2	"ep".....	63
106	10.2.3	"pri".....	64

107	10.2.4	OCF Endpoint information in "eps" Parameter .....	64
108	10.3	OCF Endpoint discovery .....	65
109	10.3.1	Introduction .....	65
110	10.3.2	Implicit discovery .....	65
111	10.3.3	Explicit discovery with "/oic/res" response .....	65
112	11	Functional interactions .....	67
113	11.1	Introduction.....	67
114	11.2	Resource discovery .....	68
115	11.2.1	Introduction .....	68
116	11.2.2	Resource based discovery: mechanisms .....	68
117	11.2.3	Resource based discovery: Finding information .....	69
118	11.2.4	Resource discovery using "/oic/res" .....	75
119	11.2.5	Multicast discovery using "/oic/res" .....	77
120	11.3	Notification .....	77
121	11.3.1	Overview .....	77
122	11.3.2	Observe.....	77
123	11.4	Introspection.....	78
124	11.4.1	Overview .....	78
125	11.4.2	Usage of Introspection.....	82
126	11.5	Semantic Tags.....	83
127	11.5.1	Introduction .....	83
128	11.5.2	Semantic Tag definitions .....	83
129	12	Messaging.....	85
130	12.1	Introduction.....	85
131	12.2	Mapping of CRUDN to CoAP.....	85
132	12.2.1	Overview .....	85
133	12.2.2	URIs.....	85
134	12.2.3	CoAP method with request and response .....	86
135	12.2.4	Content-Format negotiation .....	87
136	12.2.5	OCF-Content-Format-Version information.....	88
137	12.2.6	Content-Format policy .....	89
138	12.2.7	CRUDN to CoAP response codes .....	89
139	12.2.8	CoAP block transfer.....	90
140	12.2.9	Generic requirements for CoAP multicast .....	90
141	12.3	Mapping of CRUDN to CoAP serialization over TCP .....	91
142	12.3.1	Overview .....	91
143	12.3.2	URIs.....	91
144	12.3.3	CoAP method with request and response .....	91
145	12.3.4	Content-Format negotiation .....	91
146	12.3.5	OCF-Content-Format-Version information.....	91
147	12.3.6	Content-Format policy .....	91
148	12.3.7	CRUDN to CoAP response codes .....	91
149	12.3.8	CoAP block transfer.....	91
150	12.3.9	Keep alive (connection health).....	91

151	12.4	Payload Encoding in CBOR .....	91
152	13	Security .....	92
153	Annex A (normative)	Resource Type definitions .....	93
154	A.1	List of Resource Type definitions .....	93
155	A.2	Atomic Measurement links list representation .....	93
156	A.2.1	Introduction .....	93
157	A.2.2	Example URI .....	93
158	A.2.3	Resource type .....	93
159	A.2.4	OpenAPI 2.0 definition.....	93
160	A.2.5	Property definition .....	100
161	A.2.6	CRUDN behaviour .....	101
162	A.3	Collection.....	101
163	A.3.1	Introduction .....	101
164	A.3.2	Example URI .....	101
165	A.3.3	Resource type .....	101
166	A.3.4	OpenAPI 2.0 definition.....	101
167	A.3.5	Property definition .....	109
168	A.3.6	CRUDN behaviour .....	110
169	A.4	Device .....	110
170	A.4.1	Introduction .....	110
171	A.4.2	Well-known URI.....	110
172	A.4.3	Resource type .....	110
173	A.4.4	OpenAPI 2.0 definition.....	110
174	A.4.5	Property definition .....	113
175	A.4.6	CRUDN behaviour .....	114
176	A.5	Introspection Resource .....	115
177	A.5.1	Introduction .....	115
178	A.5.2	Well-known URI.....	115
179	A.5.3	Resource type .....	115
180	A.5.4	OpenAPI 2.0 definition.....	115
181	A.5.5	Property definition .....	117
182	A.5.6	CRUDN behaviour .....	117
183	A.6	Platform.....	118
184	A.6.1	Introduction .....	118
185	A.6.2	Well-known URI.....	118
186	A.6.3	Resource type .....	118
187	A.6.4	OpenAPI 2.0 definition.....	118
188	A.6.5	Property definition .....	121
189	A.6.6	CRUDN behaviour .....	121
190	A.7	Discoverable Resources .....	122
191	A.7.1	Introduction .....	122
192	A.7.2	Well-known URI.....	122
193	A.7.3	Resource type .....	122
194	A.7.4	OpenAPI 2.0 definition.....	122

195	A.7.5	Property definition .....	127
196	A.7.6	CRUDN behaviour .....	128
197		Annex B (informative) OpenAPI 2.0 Schema Extension.....	129
198	B.1	OpenAPI 2.0 Schema Reference.....	129
199	B.2	OpenAPI 2.0 Introspection empty file .....	129
200		Annex C (normative) Semantic Tag enumeration support.....	130
201	C.1	Introduction.....	130
202	C.2	"tag-pos-desc" supported enumeration.....	130
203		Bibliography.....	131
204			
205			

206  
207  
208

## Figures

209	Figure 1 – Architecture - concepts .....	12
210	Figure 2 – Functional block diagram .....	13
211	Figure 3 – Communication layering model .....	14
212	Figure 4 – Example Resource .....	18
213	Figure 5 – CREATE operation.....	56
214	Figure 6 – RETRIEVE operation .....	57
215	Figure 7 – UPDATE operation.....	58
216	Figure 8 – DELETE operation .....	59
217	Figure 9 – High Level Network & Connectivity Architecture .....	61
218	Figure 10 – Resource based discovery: Finding information.....	69
219	Figure 11 – Observe Mechanism.....	77
220	Figure 12 – Example usage of oneOf JSON schema .....	81
221	Figure 13 – Interactions to check Introspection support and download the Introspection Device Data. ....	82
222		
223	Figure 14 – "tag-pos-rel" definition.....	84
224	Figure 15 – Content-Format Policy for backward compatible OCF Clients negotiating lower OCF Content-Format-Version .....	89
225		
226	Figure C.1 – Enumeration for "tag-pos-desc" Semantic Tag.....	130
227	Figure C.2 – Definition of "tag-pos-desc" Semantic Tag values .....	130

228

## Tables

229

230		
231	Table 1 – Additional OCF Types .....	10
232	Table 2 – Name Property Definition .....	20
233	Table 3 – Resource Identity Property Definition .....	20
234	Table 4 – Resource Type Common Property definition.....	21
235	Table 5 – Example foobar Resource Type.....	22
236	Table 6 – Example foobar Properties .....	22
237	Table 7 – Resource Interface Property definition.....	25
238	Table 8 – OCF standard OCF Interfaces .....	25
239	Table 9 – Batch OCF Interface Example .....	32
240	Table 10 – Link target attributes list .....	46
241	Table 11 – "bm" Property definition.....	46
242	Table 12 – Resource Types Property definition .....	49
243	Table 13 – Mandatory Resource Types Property definition.....	49
244	Table 14 – Common Properties for Collections (in addition to Common Properties defined in 7.3.2) .....	51
245		



246	Table 15 – Common Properties for Atomic Measurement (in addition to Common	
247	Properties defined in 7.3.2) .....	52
248	Table 16 – Atomic Measurement Resource Type .....	53
249	Table 17 – Properties for Atomic Measurement (in addition to Common Properties defined	
250	in 7.3.2) .....	53
251	Table 18 – Parameters of CRUDN messages .....	55
252	Table 19 – "ep" value for Transport Protocol Suite .....	64
253	Table 20 – List of Core Resources .....	67
254	Table 21 – Mandatory discovery Core Resources .....	70
255	Table 22 – "oic.wk.res" Resource Type definition .....	70
256	Table 23 – Protocol scheme registry .....	71
257	Table 24 – "oic.wk.d" Resource Type definition .....	72
258	Table 25 – "oic.wk.p" Resource Type definition .....	74
259	Table 26 – Introspection Resource .....	81
260	Table 27 – "oic.wk.introspection" Resource Type definition .....	81
261	Table 28 – "tag-pos-desc" Semantic Tag definition .....	83
262	Table 29 – "tag-pos-rel" Semantic Tag definition .....	84
263	Table 30 – "tag-func-desc" Semantic Tag definition .....	85
264	Table 31 – CoAP request and response .....	86
265	Table 32 – OCF Content-Formats .....	87
266	Table 33 – OCF-Content-Format-Version and OCF-Accept-Content-Format-Version Option	
267	Numbers .....	88
268	Table 34 – OCF-Accept-Content-Format-Version and OCF-Content-Format-Version	
269	Representation .....	88
270	Table 35 – Examples of OCF-Content-Format-Version and OCF-Accept-Content-Format-	
271	Version Representation .....	88
272	Table A.1 – Alphabetized list of Core Resources .....	93
273	Table A.2 – The Property definitions of the Resource with type "rt" =	
274	"oic.wk.atomicmeasurement". .....	100
275	Table A.3 – The CRUDN operations of the Resource with type "rt" =	
276	"oic.wk.atomicmeasurement". .....	101
277	Table A.4 – The Property definitions of the Resource with type "rt" = "oic.wk.col". .....	109
278	Table A.5 – The CRUDN operations of the Resource with type "rt" = "oic.wk.col". .....	110
279	Table A.6 – The Property definitions of the Resource with type "rt" = "oic.wk.d". .....	114
280	Table A.7 – The CRUDN operations of the Resource with type "rt" = "oic.wk.d". .....	114
281	Table A.8 – The Property definitions of the Resource with type "rt" =	
282	"oic.wk.introspection". .....	117
283	Table A.9 – The CRUDN operations of the Resource with type "rt" = "oic.wk.introspection".	118
284	Table A.10 – The Property definitions of the Resource with type "rt" = "oic.wk.p". .....	121
285	Table A.11 – The CRUDN operations of the Resource with type "rt" = "oic.wk.p". .....	121
286	Table A.12 – The Property definitions of the Resource with type "rt" = "None". .....	127

287 Table A.13 – The CRUDN operations of the Resource with type "rt" = "None"..... 128  
288  
289

## 290 **1 Scope**

291 The OCF Core specifications are divided into a set of documents:

- 292 – Core specification (this document): The Core specification document specifies the Framework,  
293 i.e., the OCF core architecture, interfaces, protocols and services to enable OCF profiles  
294 implementation for Internet of Things (IoT) usages and ecosystems. This document is  
295 mandatory for all Devices to implement.
- 296 – Core optional specification: The Core optional specification document specifies the Framework,  
297 i.e., the OCF core architecture, interfaces, protocols and services to enable OCF profiles  
298 implementation for Internet of Things (IoT) usages and ecosystems that can optionally be  
299 implemented by any Device.
- 300 – Core extension specification(s): The Core extension specification(s) document(s) specifies  
301 optional OCF Core functionality that are significant in scope (e.g., Wi-Fi easy setup, Cloud).

## 302 **2 Normative references**

303 The following documents, in whole or in part, are normatively referenced in this document and are  
304 indispensable for its application. For dated references, only the edition cited applies. For undated  
305 references, the latest edition of the referenced document (including any amendments) applies.

306 ISO 8601, *Data elements and interchange formats – Information interchange –Representation of*  
307 *dates and times*, International Standards Organization, December 3, 2004

308 ISO/IEC DIS 20924, *Information Technology – Internet of Things – Vocabulary*, June 2018  
309 <https://www.iso.org/standard/69470.html>

310 ISO/IEC 30118-2:2018, *Information technology – Open Connectivity Foundation (OCF)*  
311 *Specification – Part 2: Security specification*  
312 <https://www.iso.org/standard/74239.html>  
313 Latest version available at: [https://openconnectivity.org/specs/OCF\\_Security\\_Specification.pdf](https://openconnectivity.org/specs/OCF_Security_Specification.pdf)

314 IETF RFC 768, *User Datagram Protocol*, August 1980  
315 <https://www.rfc-editor.org/info/rfc768>

316 IETF RFC 3339, *Date and Time on the Internet: Timestamps*, July 2002  
317 <https://www.rfc-editor.org/info/rfc3339>

318 IETF RFC 3986, *Uniform Resource Identifier (URI): General Syntax*, January 2005.  
319 <https://www.rfc-editor.org/info/rfc3986>

320 IETF RFC 4122, *A Universally Unique IDentifier (UUID) URN Namespace*, July 2005  
321 <https://www.rfc-editor.org/info/rfc4122>

322 IETF RFC 4287, *The Atom Syndication Format*, December 2005,  
323 <https://www.rfc-editor.org/info/rfc4287>

324 IETF RFC 4941, *Privacy Extensions for Stateless Address Autoconfiguration in IPv6*, September  
325 2007  
326 <https://www.rfc-editor.org/info/rfc4941>

327 IETF RFC 5646, *Tags for Identifying Languages*, September 2009  
328 <https://www.rfc-editor.org/info/rfc5646>

329 IETF RFC 6347, *Datagram Transport Layer Security Version 1.2*, January 2012  
330 <https://www.rfc-editor.org/info/rfc6347>

331 IETF RFC 6434, *IPv6 Node Requirements*, December 2011  
332 <https://www.rfc-editor.org/info/rfc6434>

333 IETF RFC 6573, *The Item and Collection Link Relations*, April 2012  
334 <https://www.rfc-editor.org/info/rfc6573>

335 IETF RFC 6690, *Constrained RESTful Environments (CoRE) Link Format*, August 2012  
336 <https://www.rfc-editor.org/info/rfc6690>

337 IETF RFC 7049, *Concise Binary Object Representation (CBOR)*, October 2013  
338 <https://www.rfc-editor.org/info/rfc7049>

339 IETF RFC 7084, *Basic Requirements for IPv6 Customer Edge Routers*, November 2013  
340 <https://www.rfc-editor.org/info/rfc7084>

341 IETF RFC 7159, *The JavaScript Object Notation (JSON) Data Interchange Format*, March 2014  
342 <https://www.rfc-editor.org/info/rfc7159>

343 IETF RFC 7252, *The Constrained Application Protocol (CoAP)*, June 2014  
344 <https://www.rfc-editor.org/info/rfc7252>

345 IETF RFC 7301, *Transport Layer Security (TLS) Application-Layer Protocol Negotiation  
346 Extension*, July 2014  
347 <https://www.rfc-editor.org/info/rfc7301>

348 IETF RFC 7346, *IPv6 Multicast Address Scopes*, August 2014  
349 <https://www.rfc-editor.org/info/rfc7346>

350 IETF RFC 7595, *Guidelines and Registration Procedures for URI Schemes*, June 2015  
351 <https://www.rfc-editor.org/info/rfc7595>

352 IETF RFC 7641, *Observing Resources in the Constrained Application Protocol  
353 (CoAP)*, September 2015  
354 <https://www.rfc-editor.org/info/rfc7641>

355 IETF RFC 7721, *Security and Privacy Considerations for IPv6 Address Generation Mechanisms*,  
356 March 2016  
357 <https://www.rfc-editor.org/info/rfc7721>

358 IETF RFC 7959, *Block-Wise Transfers in the Constrained Application Protocol (CoAP)*, August  
359 2016  
360 <https://www.rfc-editor.org/info/rfc7959>

361 IETF RFC 8075, *Guidelines for Mapping Implementations: HTTP to the Constrained Application  
362 Protocol (CoAP)*, February 2017  
363 <https://www.rfc-editor.org/info/rfc8075>

364 IETF RFC 8288, *Web Linking*, October 2017  
365 <https://www.rfc-editor.org/info/rfc8288>

366 IETF RFC 8323, *CoAP (Constrained Application Protocol) over TCP, TLS, and WebSockets*,  
367 February 2018  
368 <https://www.rfc-editor.org/info/rfc8323>

369 IANA ifType-MIB Definitions  
370 <https://www.iana.org/assignments/ianaiftype-mib/ianaiftype-mib>

371 IANA IPv6 Multicast Address Space Registry  
372 <http://www.iana.org/assignments/ipv6-multicast-addresses/ipv6-multicast-addresses.xhtml>

373 IANA Link Relations, October 2017  
374 <http://www.iana.org/assignments/link-relations/link-relations.xhtml>

375 JSON Schema Validation, *JSON Schema: interactive and non-interactive validation*, January 2013  
376 <http://json-schema.org/draft-04/json-schema-validation.html>

377 OpenAPI specification, *fka Swagger RESTful API Documentation Specification*, Version 2.0  
378 <https://github.com/OAI/OpenAPI-Specification/blob/master/versions/2.0.md>

### 379 **3 Terms, definitions, and abbreviated terms**

#### 380 **3.1 Terms and definitions**

381 For the purposes of this document, the terms and definitions given in the following apply.

382 ISO and IEC maintain terminological databases for use in standardization at the following  
383 addresses:

- 384 – ISO Online browsing platform: available at <https://www.iso.org/obp>.
- 385 – IEC Electropedia: available at <http://www.electropedia.org/>.

##### 386 **3.1.1**

##### 387 **Atomic Measurement**

388 a design pattern that ensures that the Client (3.1.6) can only access the Properties (3.1.33) of  
389 linked Resources (3.1.31) atomically, that is as a single group

##### 390 **3.1.2**

##### 391 **Bridged Client**

392 logical entity that accesses data via a Bridged Protocol (3.1.4)

393 Note 1 to entry: For example, an AllJoyn Consumer application is a Bridged Client (3.1.2)

##### 394 **3.1.3**

##### 395 **Bridged Device**

396 Bridged Client (3.1.2) or Bridged Server (3.1.5)

##### 397 **3.1.4**

##### 398 **Bridged Protocol**

399 another protocol (e.g., AllJoyn) that is being translated to or from OCF protocols

##### 400 **3.1.5**

##### 401 **Bridged Server**

402 logical entity that provides data via a Bridged Protocol (3.1.4)

403 Note 1 to entry: For example an AllJoyn Producer is a Bridged Server (3.1.5).

404 Note 2 to entry: More than one Bridged Server (3.1.5) can exist on the same physical platform.

##### 405 **3.1.6**

##### 406 **Client**

407 a logical entity that accesses a Resource (3.1.31) on a Server (3.1.36)

##### 408 **3.1.7**

##### 409 **Collection**

410 a Resource (3.1.31) that contains zero or more Links (3.1.21)

411 **3.1.8**  
412 **Common Properties**  
413 Properties (3.1.33) specified for all Resources (3.1.31)

414 **3.1.9**  
415 **Composite Device**  
416 a Device (3.1.13) that is modelled as multiple Device Types (3.1.14); with each component Device  
417 Type (3.1.14) being exposed as a Collection (3.1.7)

418 **3.1.10**  
419 **Configuration Source**  
420 a cloud or service network or a local read-only file which contains and provides configuration  
421 related information to the Devices (3.1.13)

422 **3.1.11**  
423 **Core Resources**  
424 those Resources (3.1.31) that are defined in this document

425 **3.1.12**  
426 **Default OCF Interface**  
427 an OCF Interface (3.1.18) used to generate the response when an OCF Interface (3.1.18) is omitted  
428 in a request

429 **3.1.13**  
430 **Device**  
431 a logical entity that assumes one or more roles, e.g., Client (3.1.6), Server (3.1.36)

432 Note 1 to entry: More than one Device (3.1.13) can exist on a Platform (3.1.30).

433 **3.1.14**  
434 **Device Type**  
435 a uniquely named definition indicating a minimum set of Resource Types (3.1.34) that a Device  
436 (3.1.13) supports

437 Note 1 to entry: A Device Type (3.1.14) provides a hint about what the Device (3.1.13) is, such as a light or a fan, for  
438 use during Resource (3.1.31) discovery.

439 **3.1.15**  
440 **Discoverable Resource**  
441 a Resource (3.1.31) that is listed in "/oic/res"

442 **3.1.16**  
443 **OCF Endpoint**  
444 entity participating in the OCF protocol, further identified as the source or destination of a request  
445 and response messages for a given Transport Protocol Suite

446 Note 1 to entry: Example of a Transport Protocol Suite would be CoAP over UDP over IPv6.

447 **3.1.17**  
448 **Framework**  
449 a set of related functionalities and interactions defined in this document, which enable  
450 interoperability across a wide range of networked devices, including IoT

451 **3.1.18**  
452 **OCF Interface**  
453 interface description in accordance with IETF RFC 6690 and as defined by OCF that provides a  
454 view to and permissible responses from a Resource (3.1.31)

455 **3.1.19**  
456 **Introspection**  
457 mechanism to determine the capabilities of the hosted Resources (3.1.31) of a Device (3.1.13)

458 **3.1.20**  
459 **Introspection Device Data (IDD)**  
460 data that describes the payloads per implemented method of the Resources (3.1.31) that make up  
461 the Device (3.1.13)

462 Note 1 to entry: See 11.4 for all requirements and exceptions.

463 **3.1.21**  
464 **Links**  
465 extends typed web links according to IETF RFC 8288

466 **3.1.22**  
467 **Non-Discoverable Resource**  
468 a Resource (3.1.31) that is not listed in "/oic/res"

469 Note 1 to entry: The Resource (3.1.31) can be reached by a Link (3.1.21) which is conveyed by another Resource  
470 (3.1.31). For example a Resource (3.1.31) linked in a Collection (3.1.7) does not have to be listed in "/oic/res", since  
471 traversing the Collection (3.1.7) would discover the Resource (3.1.31) implemented on the Device (3.1.13).

472 **3.1.23**  
473 **Notification**  
474 the mechanism to make a Client (3.1.6) aware of state changes in a Resource (3.1.31)

475 **3.1.24**  
476 **Observe**  
477 the act of monitoring a Resource (3.1.31) by sending a RETRIEVE operation which is cached by  
478 the Server (3.1.36) hosting the Resource (3.1.31) and reprocessed on every change to that  
479 Resource (3.1.31)

480 **3.1.25**  
481 **OpenAPI 2.0**  
482 Resource (3.1.31) and Introspection Device Data (3.1.20) definitions used in this document as  
483 defined in the OpenAPI specification

484 **3.1.26**  
485 **Parameter**  
486 an element that provides metadata about a Resource (3.1.31) referenced by the target URI of a  
487 Link (3.1.21)

488 **3.1.27**  
489 **Partial UPDATE**  
490 an UPDATE operation to a Resource (3.1.31) that includes a subset of the Properties (3.1.33) that  
491 are visible via the OCF Interface (3.1.18) being applied for the Resource Type (3.1.34)

492 **3.1.28**  
493 **Permanent Immutable ID**  
494 an identity for a Device (3.1.13) that cannot be altered

495 **3.1.29**  
496 **Physical Device**  
497 the physical thing on which a Device(s) (3.1.13) is exposed

498 **3.1.30**  
499 **Platform**  
500 a Physical Device (3.1.29) containing one or more Devices (3.1.13)

501 **3.1.31**  
502 **Resource**  
503 represents an entity modelled and exposed by the Framework (3.1.17)

504 **3.1.32**  
505 **Resource Interface**  
506 a qualification of the permitted requests on a Resource (3.1.31)

507 **3.1.33**  
508 **Property**  
509 a significant aspect or Parameter (3.1.26) of a Resource (3.1.31), including metadata, that is  
510 exposed through the Resource (3.1.31)

511 **3.1.34**  
512 **Resource Type**  
513 a uniquely named definition of a class of Properties (3.1.33) and the interactions that are supported  
514 by that class

515 Note 1 to entry: Each Resource (3.1.31) has a Property (3.1.33) "rt" whose value is the unique name of the Resource  
516 Type (3.1.34).

517 **3.1.35**  
518 **Secure OCF Endpoint**  
519 an OCF Endpoint (3.1.16) with a secure connection (e.g., CoAPS)

520 **3.1.36**  
521 **Semantic Tag**  
522 meta-information that provides additional contextual information with regard to the Resource  
523 (3.1.31) that is the target of a Link (3.1.21)

524 **3.1.37**  
525 **Server**  
526 a Device (3.1.13) with the role of providing Resource (3.1.31) state information and facilitating  
527 remote interaction with its Resources (3.1.31)

528 **3.1.38**  
529 **Unsecure OCF Endpoint**  
530 an OCF Endpoint ( ) with an unsecure connection (e.g., CoAP)

531 **3.1.39**  
532 **Vertical Resource Type**  
533 a Resource Type (3.1.34) in a vertical domain specification

534 Note 1 to entry: An example of a Vertical Resource Type (3.1.39) would be "oic.r.switch.binary".

535 **3.1.40**  
536 **Virtual OCF Client**  
537 logical representation of a Bridged Client (3.1.2), which an Bridged Device (3.1.3) exposes to  
538 Servers (3.1.36)

539 **3.1.41**  
540 **Virtual OCF Device (or VOD)**  
541 Virtual OCF Client (3.1.40) or Virtual OCF Server (3.1.42)

542 **3.1.42**  
543 **Virtual OCF Server**  
544 logical representation of a Bridged Server (3.1.5), which an Bridged Device (3.1.3) exposes to  
545 Clients (3.1.6)



546 **3.2 Abbreviated terms**  
547 **3.2.1**  
548 **ACL**  
549 Access Control List  
  
550 Note 1 to entry: The details are defined in ISO/IEC 30118-2:2018.  
551 **3.2.2**  
552 **BLE**  
553 Bluetooth Low Energy  
  
554 **3.2.3**  
555 **CBOR**  
556 Concise Binary Object Representation  
  
557 **3.2.4**  
558 **CoAP**  
559 Constrained Application Protocol  
  
560 **3.2.5**  
561 **CoAPS**  
562 Secure Constrained Application Protocol  
  
563 **3.2.6**  
564 **DTLS**  
565 Datagram Transport Layer Security  
  
566 Note 1 to entry: The details are defined in IETF RFC 6347.  
567 **3.2.7**  
568 **EXI**  
569 Efficient XML Interchange  
  
570 **3.2.8**  
571 **IP**  
572 Internet Protocol  
  
573 **3.2.9**  
574 **IRI**  
575 Internationalized Resource Identifiers  
  
576 **3.2.10**  
577 **ISP**  
578 Internet Service Provider  
  
579 **3.2.11**  
580 **JSON**  
581 JavaScript Object Notation  
  
582 **3.2.12**  
583 **mDNS**  
584 Multicast Domain Name Service  
  
585 **3.2.13**  
586 **MTU**  
587 Maximum Transmission Unit

588 **3.2.14**  
589 **NAT**  
590 Network Address Translation

591 **3.2.15**  
592 **OCF**  
593 Open Connectivity Foundation

594 the organization that created this document

595 **3.2.16**  
596 **REST**  
597 Representational State Transfer

598 **3.2.17**  
599 **RESTful**  
600 REST-compliant Web services

601 **3.2.18**  
602 **UDP**  
603 User Datagram Protocol

604 Note 1 to entry: The details are defined in IETF RFC 768.

605 **3.2.19**  
606 **URI**  
607 Uniform Resource Identifier

608 **3.2.20**  
609 **URN**  
610 Uniform Resource Name

611 **3.2.21**  
612 **UTC**  
613 Coordinated Universal Time

614 **3.2.22**  
615 **UUID**  
616 Universal Unique Identifier

617 **3.2.23**  
618 **XML**  
619 Extensible Markup Language

## 620 **4 Document conventions and organization**

### 621 **4.1 Conventions**

622 In this document a number of terms, conditions, mechanisms, sequences, parameters, events,  
623 states, or similar terms are printed with the first letter of each word in uppercase and the rest  
624 lowercase (e.g., Network Architecture). Any lowercase uses of these words have the normal  
625 technical English meaning.

626 The messaging payload examples in this document contain OCF Vertical Device Types and  
627 Resource Types, which are used for illustrative purposes only.

## 628 **4.2 Notation**

629 In this document, features are described as required, recommended, allowed or DEPRECATED as  
630 follows:

631 Required (or shall or mandatory)(M).

- 632 – These basic features shall be implemented to comply with Core Architecture. The phrases "shall  
633 not", and "PROHIBITED" indicate behaviour that is prohibited, i.e. that if performed means the  
634 implementation is not in compliance.

635 Recommended (or should)(S).

- 636 – These features add functionality supported by Core Architecture and should be implemented.  
637 Recommended features take advantage of the capabilities Core Architecture, usually without  
638 imposing major increase of complexity. Notice that for compliance testing, if a recommended  
639 feature is implemented, it shall meet the specified requirements to be in compliance with these  
640 guidelines. Some recommended features could become requirements in the future. The phrase  
641 "should not" indicates behaviour that is permitted but not recommended.

642 Allowed (may or allowed)(O).

- 643 – These features are neither required nor recommended by Core Architecture, but if the feature  
644 is implemented, it shall meet the specified requirements to be in compliance with these  
645 guidelines.

646 DEPRECATED.

- 647 – Although these features are still described in this document, they should not be implemented  
648 except for backward compatibility. The occurrence of a deprecated feature during operation of  
649 an implementation compliant with the current document has no effect on the implementation's  
650 operation and does not produce any error conditions. Backward compatibility may require that  
651 a feature is implemented and functions as specified but it shall never be used by  
652 implementations compliant with this document.

653 Conditionally allowed (CA).

- 654 – The definition or behaviour depends on a condition. If the specified condition is met, then the  
655 definition or behaviour is allowed, otherwise it is not allowed.

656 Conditionally required (CR).

- 657 – The definition or behaviour depends on a condition. If the specified condition is met, then the  
658 definition or behaviour is required. Otherwise the definition or behaviour is allowed as default  
659 unless specifically defined as not allowed.

660 Strings that are to be taken literally are enclosed in "double quotes".

661 Words that are emphasized are printed in italic.

662 In all of the Property and Resource definition tables that are included throughout this document the  
663 "Mandatory" column indicates that the item detailed is mandatory to implement; the mandating of  
664 inclusion of the item in a Resource Payload associated with a CRUDN action is dependent on the  
665 applicable schema for that action.

## 666 **4.3 Data types**

667 Resources are defined using data types derived from JSON values as defined in IETF RFC 7159.  
668 However, a Resource can overload a JSON defined value to specify a particular subset of the  
669 JSON value, using validation keywords defined in JSON Schema Validation.

670 Among other validation keywords, clause 7 in JSON Schema Validation defines a "format" keyword  
 671 with a number of format attributes such as "uri" and "date-time", and a "pattern" keyword with a  
 672 regular expression that can be used to validate a string. This clause defines patterns that are  
 673 available for use in describing OCF Resources. The pattern names can be used in documenttext  
 674 where JSON format names can occur. The actual JSON schemas shall use the JSON type and  
 675 pattern instead.

676 For all rows defined in Table 1, the JSON type is string.

677 **Table 1 – Additional OCF Types**

Pattern Name	Pattern	Description
"csv"	<none>	A comma separated list of values encoded within a string. The value type in the csv is described by the Property where the csv is used. For example a csv of integers.  NOTE csv is considered deprecated and an array of strings should be used instead for new Resources.
"date"	^([0-9]{4})-(1[0-2] 0[1-9])-(3[0-1] 2[0-9] 1[0-9] 0[1-9])\$	The full-date format pattern according to IETF RFC 3339
"duration"	^(P(?:\$)([0-9]+Y)?([0-9]+M)?([0-9]+W)?([0-9]+D)?((T(?:=[0-9]+[HMS])([0-9]+H)?([0-9]+M)?([0-9]+S)?)?))\$ ^P([0-9]+W)\$ ^P([0-9]{4})-(1[0-2] 0[1-9])-(3[0-1] 2[0-9] 1[0-9] 0[1-9])T(2[0-3] 1[0-9] 0[1-9]):([0-5][0-9]):([0-5][0-9])\$ ^P([0-9]{4})(1[0-2] 0[1-9])(3[0-1] 2[0-9] 1[0-9] 0[1-9])T(2[0-3] 1[0-9] 0[1-9])([0-5][0-9])([0-5][0-9])\$	A string representing duration formatted as defined in ISO 8601. Allowable formats are: P[n]Y[n]M[n]DT[n]H[n]M[n]S, P[n]W, P[n]Y[n]-M[n]-DT[0-23]H[0-59]:M[0-59]:S, and P[n]W, P[n]Y[n]M[n]DT[0-23]H[0-59]M[0-59]S. P is mandatory, all other elements are optional, time elements must follow a T.
"int64"	^0 (-?[1-9][0-9]{0,18})\$	A string instance is valid against this attribute if it contains an integer in the range [-(2**63), (2**63)-1]  NOTE IETF RFC 7159 clause 6 explains that JSON integers outside the range [-(2**53)+1, (2**53)-1] are not interoperable and so JSON numbers cannot be used for 64-bit numbers.
"language-tag"	^[A-Za-z]{1,8}(-[A-Za-z0-9]{1,8})*\$	An IETF language tag formatted according to IETF RFC 5646 clause 2.1.
"uint64"	^0 ([1-9][0-9]{0,19})\$	A string instance is valid against this attribute if it contains an integer in the range [0, (2**64)-1]  Also see note for "int64"
"uuid"	^[a-fA-F0-9]{8}-[a-fA-F0-9]{4}-[a-fA-F0-9]{4}-[a-fA-F0-9]{4}-[a-fA-F0-9]{12}\$	A UUID string representation formatted according to IETF RFC 4122 clause 3.

678

679 Strings shall be encoded as UTF-8 unless otherwise specified.

680 In a JSON schema, "maxLength" for a string indicates the maximum number of characters not  
681 octets. However, "maxLength" shall also indicate the maximum number of octets. If no "maxLength"  
682 is defined for a string, then the maximum length shall be 64 octets.

#### 683 **4.4 Resource notation syntax**

684 When it is desired to describe the Property of a Resource Type or the "anchor" Parameter value in  
685 an abbreviated notation, it can be described as follows:

- 686 – A value of the "rt" Property of the Resource Type or "anchor" Parameter value ":" Property name
- 687 – e.g., "oic.wk.d:di", which is the "di" Property of the Device Resource Type.

688 If Property name is a composite type (a type that is composed of several Properties), it can be  
689 described in recursive way. The following expression describes this as a regular expression format:

- 690 – A value of the "rt" Property of the Resource Type or "anchor" Parameter value (":" Property  
691 name )+
- 692 – e.g., "oic.r.pstat:dos:s", which is the "s" Property of the "dos" Property of the "pstat" Resource  
693 Type (see 13.8 of ISO/IEC 30118-2:2018).

694 If there is a Resource URI (i.e., The Resource instance for a specific Resource Type), it can be  
695 used instead of using a value of "rt" Property of Resource Type or the "anchor" Parameter value  
696 as follows:

- 697 – A Resource URI (":" Property name )+
- 698 – e.g., "/oic/d:di", which is the "di" Property of the Device Resource Type instance.
- 699 – e.g. "/oic/sec/pstat:dos:s", which is the "s" Property of the "dos" Property of the "oic.r.pstat"  
700 Resource Type instance.

701 In the auto-generated Annex's Property definition tables for Resource Types, the Property names  
702 can be noted as belonging to the RETRIEVE schema or to the UPDATE schema by prefixing the  
703 Property name with "RETRIEVE" or "UPDATE" followed with the ":" separator. This is to avoid  
704 duplicate Property names appearing in the Property definition tables that are auto-generated. The  
705 following are examples using this notation with the "locn" Property of the "oic.wk.con" Resource  
706 Type:

- 707 – "RETRIEVE:locn"
- 708 – "UPDATE:locn"

## 709 **5 Architecture**

### 710 **5.1 Overview**

711 The architecture enables resource based interactions among IoT artefacts, i.e. physical devices or  
712 applications. The architecture leverages existing industry standards and technologies and provides  
713 solutions for establishing connections (either wireless or wired) and managing the flow of  
714 information among Devices, regardless of their form factors, operating systems or service providers.

715 Specifically, the architecture provides:

- 716 – A communication and interoperability framework for multiple market segments (Consumer,  
717 Enterprise, Industrial, Automotive, Health, etc.), OSs, platforms, modes of communication,  
718 transports and use cases.
- 719 – A common and consistent model for describing the environment and enabling information and  
720 semantic interoperability.
- 721 – Common communication protocols for discovery and connectivity.

- 722 – Common security and identification mechanisms.
- 723 – Opportunity for innovation and product differentiation.
- 724 – A scalable solution addressing different Device capabilities, applicable to smart devices as well
- 725 as the smallest connected things and wearable devices.

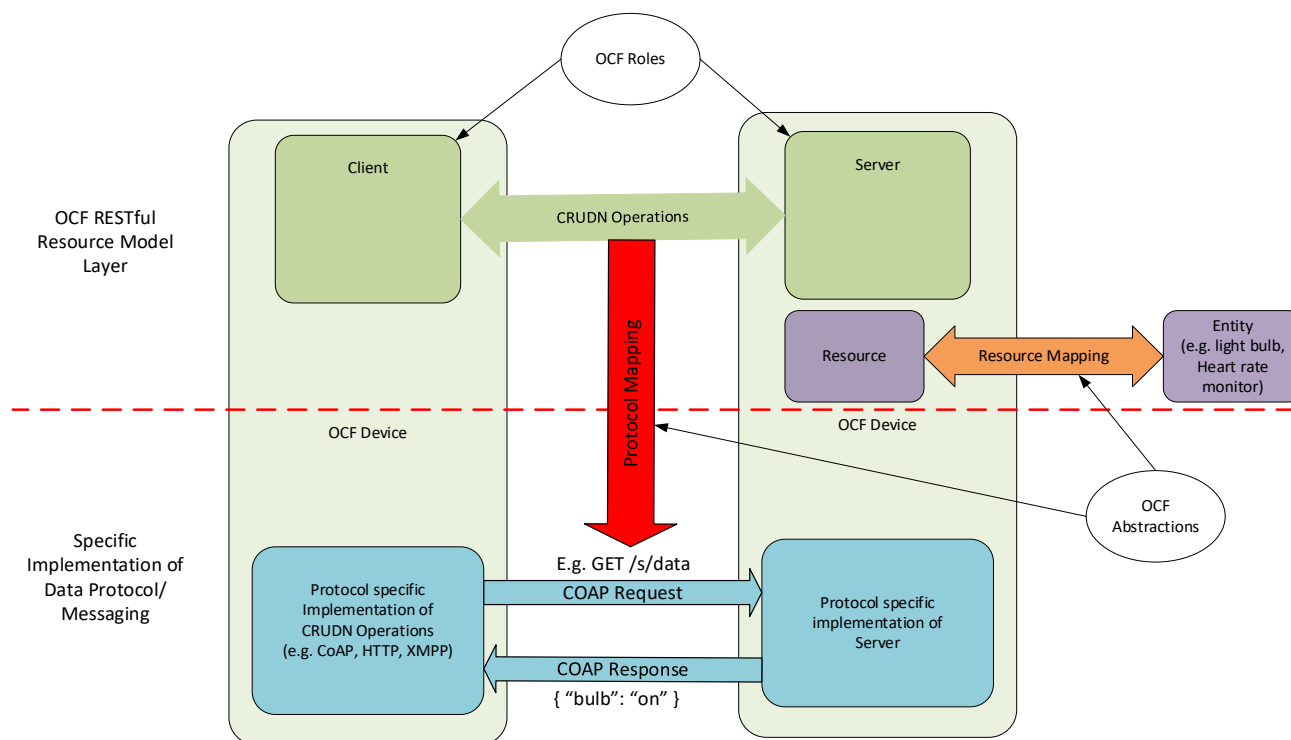
726 The architecture is based on the Resource Oriented Architecture design principles and described  
 727 in the 5.2 through 5.4 respectively. 5.2 presents the guiding principles for OCF operations. 5.3  
 728 defines the functional block diagram and Framework.

## 729 5.2 Principle

730 In the architecture, Entities in the physical world (e.g., temperature sensor, an electric light or a  
 731 home appliance) are represented as Resources. Interactions with an entity are achieved through  
 732 its Resource representations (see 7.6.3.9) using operations that adhere to Representational State  
 733 Transfer (REST) architectural style, i.e., RESTful interactions.

734 The architecture defines the overall structure of the Framework as an information system and the  
 735 interrelationships of the Entities that make up OCF. Entities are exposed as Resources, with their  
 736 unique identifiers (URIs) and support interfaces that enable RESTful operations on the Resources.  
 737 Every RESTful operation has an initiator of the operation (the Client) and a responder to the  
 738 operation (the Server). In the Framework, the notion of the Client and Server is realized through  
 739 roles. Any Device can act as a Client and initiate a RESTful operation on any Device acting as a  
 740 Server. Likewise, any Device that exposes Entities as Resources acts as a Server. Conformant to  
 741 the REST architectural style, each RESTful operation contains all the information necessary to  
 742 understand the context of the interaction and is driven using a small set of generic operations, i.e.,  
 743 CREATE, RETRIEVE, UPDATE, DELETE and NOTIFY (CRUDN) defined in clause 8, which include  
 744 representations of Resources.

745 Figure 1 depicts the architecture.



746

747

**Figure 1 – Architecture - concepts**

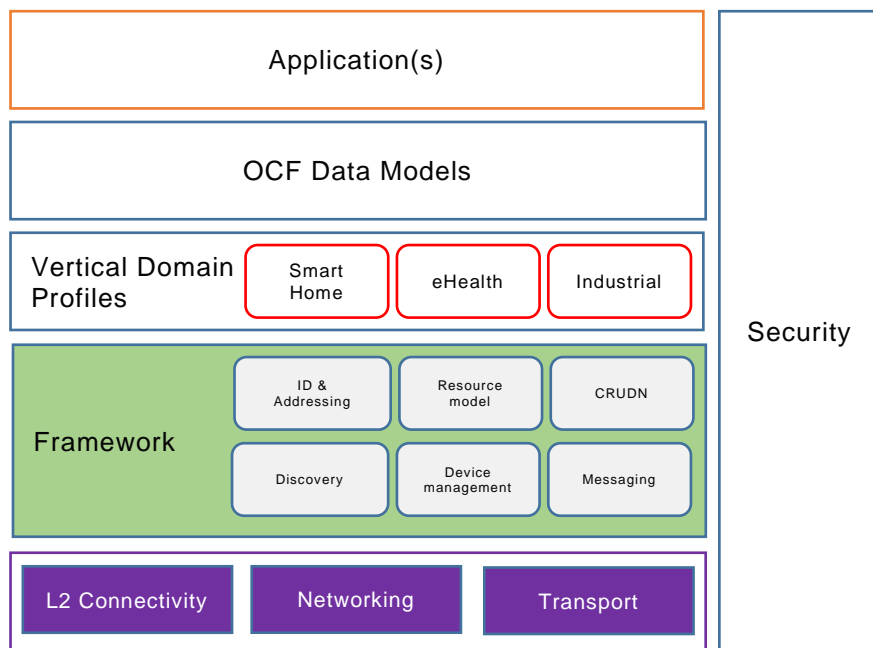
748 The architecture is organized conceptually into three major aspects that provide overall separation  
 749 of concern: Resource model, RESTful operations and abstractions.

- 750 – Resource model: The Resource model provides the abstractions and concepts required to  
 751 logically model, and logically operate on the application and its environment. The Core  
 752 Resource model is common and agnostic to any specific application domain such as smart  
 753 home, industrial or automotive. For example, the Resource model defines a Resource which  
 754 abstracts an entity and the representation of a Resource maps the entity's state. Other  
 755 Resource model concepts can be used to model other aspects, for example behaviour.
- 756 – RESTful operations: The generic CRUDN operations are defined using the RESTful paradigm  
 757 to model the interactions with a Resource in a protocol and technology agnostic way. The  
 758 specific communication or messaging protocols are part of the protocol abstraction and  
 759 mapping of Resources to specific protocols is provided in 11.4.
- 760 – Abstraction: The abstractions in the Resource model and the RESTful operations are mapped  
 761 to concrete elements using abstraction primitives. An entity handler is used to map an entity to  
 762 a Resource and connectivity abstraction primitives are used to map logical RESTful operations  
 763 to data connectivity protocols or technologies. Entity handlers may also be used to map  
 764 Resources to Entities that are reached over protocols that are not natively supported by OCF.

765 **5.3 Functional block diagram**

766 The functional block diagram encompasses all the functionalities required for operation. These  
 767 functionalities are categorized as L2 connectivity, networking, transport, Framework, and  
 768 application profiles. The functional blocks are depicted in Figure 2.

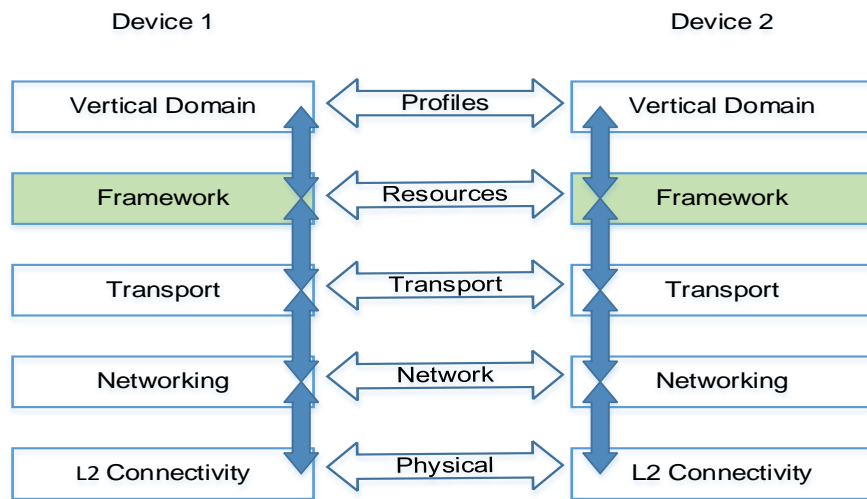
769



770 **Figure 2 – Functional block diagram**

- 771 – *L2 connectivity*: Provides the functionalities required for establishing physical and data link  
 772 layer connections (e.g., Wi-Fi™ or Bluetooth® connection) to the network.
- 773 – *Networking*: Provides functionalities required for Devices to exchange data among themselves  
 774 over the network (e.g., Internet).

- 775 – *Transport*: Provides end-to-end flow transport with specific QoS constraints. Examples of a  
776 transport protocol include TCP and UDP or new Transport protocols under development in the  
777 IETF, e.g., Delay Tolerant Networking (DTN).
- 778 – *Framework*: Provides the core functionalities as defined in this document. The functional block  
779 is the source of requests and responses that are the content of the communication between  
780 two Devices.
- 781 – *Vertical Domain profile*: Provides market segment specific functionalities, e.g., functions for the  
782 smart home market segment.
- 783 When two Devices communicate with each other, each functional block in a Device interacts with  
784 its counterpart in the peer Device as shown in Figure 3.



785

786

**Figure 3 – Communication layering model**

#### 787 **5.4 Framework**

788 Framework consists of functions which provide core functionalities for operation.

- 789 – *Identification and addressing*. Defines the identifier and addressing capability. The Identification  
790 and addressing function is defined in clause 6.
- 791 – *Discovery*. Defines the process for discovering available.
- 792 – Devices (OCF Endpoint Discovery in clause 10) and
- 793 – Resources (Resource discovery in 11.2).
- 794 – *Resource model*. Specifies the capability for representation of entities in terms of Resources  
795 and defines mechanisms for manipulating the Resources. The Resource model function is  
796 defined in clause 7.
- 797 – *CRUDN*. Provides a generic scheme for the interactions between a Client and Server as defined  
798 in clause 8.
- 799 – *Messaging*. Provides specific message protocols for RESTful operation, i.e. CRUDN. For  
800 example, CoAP is a primary messaging protocol. The messaging function is defined in 11.5.
- 801 – *Security*. Includes authentication, authorization, and access control mechanisms required for  
802 secure access to Entities. The security function is defined in clause 13.



## 803 **6 Identification and addressing**

### 804 **6.1 Introduction**

805 Facilitating proper and efficient interactions between elements in the Framework, requires a means  
806 to identify, name and address these elements.

807 The *identifier* unambiguously identifies an element in a context or domain. The context or domain  
808 may be determined by the use or the application. The identifier is expected to be immutable over  
809 the lifecycle of that element and is unambiguous within a context or domain.

810 The *address* is used to define a place, way or means of reaching or accessing the element in order  
811 to interact with it. An address may be mutable based on the context.

812 The *name* is a handle that distinguishes the element from other elements in the Framework. The  
813 name may be changed over the lifecycle of that element.

814 There may be methods or resolution schemes that allow determining any of these based on the  
815 knowledge of one or more of others (e.g., determine name from address or address from name).

816 Each of these aspects may be defined separately for multiple contexts (e.g., a context could be a  
817 layer in a stack). So an address may be a URL for addressing Resource and an IP address for  
818 addressing at the connectivity layer. In some situations, both these addresses would be required.  
819 For example, to do RETRIEVE (see 8.3) operation on a particular Resource representation, the  
820 Client needs to know the address of the target Resource and the address of the Server through  
821 which the Resource is exposed.

822 In a context or domain of use, a name or address could be used as identifier or vice versa. For  
823 example, a URL could be used as an identifier for a Resource and designated as a URI.

824 The remainder of this clause discusses the identifier, address and naming from the point of view  
825 of the Resource model and the interactions to be supported by the Resource model. Examples of  
826 interactions are the RESTful interactions, i.e. CRUDN operation (clause 8) on a Resource. Also  
827 the mapping of these to transport protocols, e.g., CoAP is described.

### 828 **6.2 Identification**

#### 829 **6.2.1 Device and Platform identification**

830 This document defines three identifiers that are used for identification of the Device. All identifiers  
831 are exposed via Resources that are also defined within this document (see clause 11.2).

832 The Permanent Immutable ID ("piid" Property of "/oic/d") is the immutable identity of the Device,  
833 the persistent valid value of this property is typically only visible after the Device is on-boarded  
834 (when not on-boarded the Device typically exposes a temporary value). This value does not change  
835 across the life-cycle of the Device.

836 The Device ID ("di" Property of "/oic/d") is a mutable identity. The value changes each time the  
837 Device is on-boarded. It reflects a specific on-boarded instance of the Device.

838 The Platform ID ("pi" Property of "/oic/p") is the immutable identity of the Platform on which the  
839 Device is resident. When multiple logical Devices are exposed on a single Platform (for example,  
840 on a Bridge) then the "pi" exposed by each Device should be the same.

#### 841 **6.2.2 Resource identification and addressing**

842 A Resource may be identified using a URI and addressed by the same URI if the URI is a URL. In  
843 some cases a Resource may need an identifier that is different from a URI; in this case, the  
844 Resource may have a Property whose value is the identifier. When the URI is in the form of a URL,  
845 then the URI may be used to address the Resource.

846 An OCF URI is based on the general form of a URI as defined in IETF RFC 3986 as follows:

847 `<scheme>://<authority>/<path>?<query>`

848 Specifically the OCF URI is specified in the following form:

849 `ocf://<authority>/<path>?<query>`

850 The following is a description of values that each component takes.

851 The *scheme* for the URI is "ocf". The "ocf" scheme represents the semantics, definitions and use  
852 as defined in this document. If a URI has the portion preceding the "/" (double slash) omitted, then  
853 the "ocf" scheme shall be assumed.

854 Each transport binding is responsible for specifying how an OCF URI is converted to a transport  
855 protocol URI before sending over the network by the requestor. Similarly on the receiver side, each  
856 transport binding is responsible for specifying how an OCF URI is converted from a transport  
857 protocol URI before handing over to the Resource model layer on the receiver.

858 The authority of an OCF URI shall be the Device ID ("di") value, as defined in [OCF Security], of  
859 the Server.

860 The *path* is a string that unambiguously identifies or references a Resource within the context of  
861 the Server. In this version of the document, a path shall not include pct-encoded non-ASCII  
862 characters or NUL characters. A *path* shall be preceded by a "/" (slash). The *path* may have "/"  
863 (slash) separated segments for human readability reasons. In the OCF context, the "/" (slash)  
864 separated segments are treated as a single string that directly references the Resources (i.e. a flat  
865 structure) and not parsed as a hierarchy. On the Server, the path or some substring in the path  
866 may be shortened by using hashing or some other scheme provided the resulting reference is  
867 unique within the context of the host.

868 Once a path is generated, a Client accessing the Resource or recipient of the URI should use that  
869 path as an opaque string and should not parse to infer a structure, organization or semantic.

870 A query string shall contain a list of "<name>=<value>" segments (aka name-value pair) each  
871 separated by a "&" (ampersand). The query string will be mapped to the appropriate syntax of the  
872 protocol used for messaging. (e.g., CoAP).

873 A URI may be either fully qualified or relative generation of URI.

874 A URI may be defined by the Client which is the creator of that Resource. Such a URI may be  
875 relative or absolute (fully qualified). A relative URI shall be relative to the Device on which it is  
876 hosted. Alternatively, a URI may be generated by the Server of that Resource automatically based  
877 on a pre-defined convention or organization of the Resources, based on an OCF Interface, based  
878 on some rules or with respect to different roots or bases.

879 The absolute path reference of a URI is to be treated as an opaque string and a Client should not  
880 infer any explicit or implied structure in the URI – the URI is simply an address. It is also  
881 recommended that Devices hosting a Resource treat the URI of each Resource as an opaque string  
882 that addresses only that Resource. (e.g., URI's "/a" and "/a/b" are considered as distinct addresses  
883 and Resource b cannot be construed as a child of Resource a).

### 884 **6.3 Namespace:**

885 The relative URI prefix "/oic/" is reserved as a namespace for URIs defined in OCF specifications  
886 and shall not be used for URIs that are not defined in OCF specifications. The prefix "oic." used for  
887 OCF Interfaces and Resource Types is reserved for OCF specification usage.

## 888 **6.4 Network addressing**

889 The following are the addresses used in this document:

890 IP address

- 891 – An IP address is used when the Device is using an IP configured interface.
- 892 – When a Device only has the identity information of its peer, a resolution mechanism is needed
- 893 to map the identifier to the corresponding address.

## 894 **7 Resource model**

### 895 **7.1 Introduction**

896 The Resource model defines concepts and mechanisms that provide consistency and core  
897 interoperability between Devices in the OCF ecosystems. The Resource model concepts and  
898 mechanisms are then mapped to the transport protocols to enable communication between the  
899 Devices – each transport provides the communication protocol interoperability. The Resource  
900 model, therefore, allows for interoperability to be defined independent of the transports.

901 In addition, the concepts in the Resource model support modelling of the primary artefacts and  
902 their relationships to one and another and capture the semantic information required for  
903 interoperability in a context. In this way, OCF goes beyond simple protocol interoperability to  
904 capture the rich semantics required for true interoperability in Wearable and Internet of Things  
905 ecosystems.

906 The primary concepts in the Resource model are: entity, Resources, Uniform Resource Identifiers  
907 (URI), Resource Types, Properties, Representations, OCF Interfaces, Collections and Links. In  
908 addition, the general mechanisms are CREATE, RETRIEVE, UPDATE, DELETE and NOTIFY.  
909 These concepts and mechanisms may be composed in various ways to define the rich semantics  
910 and interoperability needed for a diverse set of use cases that the Framework is applied to.

911 In the OCF Resource model Framework, an entity needs to be visible, interacted with or  
912 manipulated, it is represented by an abstraction called a Resource. A Resource encapsulates and  
913 represents the state of an entity. A Resource is identified, addressed and named using URIs.

914 Properties are "key=value" pairs and represent state of the Resource. A snapshot of these  
915 Properties is the Representation of the Resource. A specific view of the Representation and the  
916 mechanisms applicable in that view are specified as OCF Interfaces. Interactions with a Resource  
917 are done as Requests and Responses containing Representations.

918 A Resource instance is derived from a Resource Type. The uni-directional relationship between  
919 one Resource and another Resource is defined as a Link. A Resource that has Properties and  
920 Links is a Collection.

921 A set of Properties can be used to define a state of a Resource. This state may be retrieved or  
922 updated using appropriate Representations respectively in the response from and request to that  
923 Resource.

924 A Resource (and Resource Type) could represent and be used to expose a capability. Interactions  
925 with that Resource can be used to exercise or use that capability. Such capabilities can be used to  
926 define processes like discovery, management, advertisement etc. For example: *discovery of*  
927 *Resources on a Device* can be defined as the retrieval of a representation of a specific Resource  
928 where a Property or Properties have values that describe or reference the Resources on the Device.

929 The information for Request or Response with the Representation may be communicated on the  
930 wire by serializing using a transfer protocol or encapsulated in the payload of the transport protocol

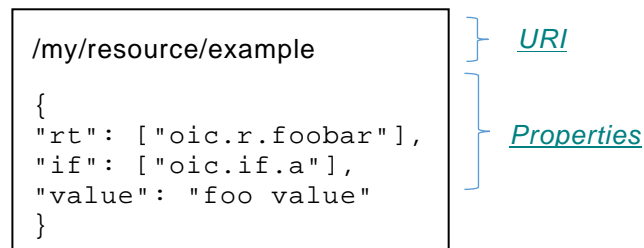
931 – the specific method is determined by the normative mapping of the Request or Response to the  
932 transport protocol. See 11.4 for transport protocols supported.

933 The OpenAPI 2.0 definitions (Annex A) used in this document are normative. This includes that all  
934 defined JSON payloads shall comply with the indicated OpeAPI 2.0 definitions. Annex A contains  
935 all of the OpenAPI 2.0 definitions for Resource Types defined in this document.

## 936 7.2 Resource

937 A Resource shall be defined by one or more Resource Type(s) – see Annex A for Resource Type.  
938 A request to CREATE a Resource shall specify one or more Resource Types that define that  
939 Resource.

940 A Resource is hosted in a Device. A Resource shall have a URI as defined in clause 6. The URI  
941 may be assigned by the Authority at the creation of the Resource or may be pre-defined by the  
942 definition of the Resource Type. An example Resource representation is depicted in Figure 4.



943

944

**Figure 4 – Example Resource**

945 Core Resources are the Resources defined in this document to enable functional interactions as  
946 defined in clause 10 (e.g., Discovery, Device management, etc). Among the Core Resources,  
947 "/oic/res", "/oic/p", and "/oic/d" shall be supported on all Devices. Devices may support other Core  
948 Resources depending on the functional interactions they support.

## 949 7.3 Property

### 950 7.3.1 Introduction

951 A Property describes an aspect that is exposed through a Resource including meta-information  
952 related to that Resource.

953 A Property shall have a name i.e. Property Name and a value i.e. Property Value. The Property is  
954 expressed as a key-value pair where key is the Property Name and value the Property Value like  
955 <Property Name> = <Property Value>. For example if the "temperature" Property has a Property  
956 Name "temp" and a Property Value "30F", then the Property is expressed as "temp=30F". The  
957 specific format of the Property depends on the encoding scheme. For example, in JSON, Property  
958 is represented as "key": value (e.g., "temp": 30).

959 In addition, the Property definition shall have a

960 – *Value Type* – the Value Type defines the values that a Property Value may take. The Value  
961 Type may be a simple data type (e.g. string, Boolean) as defined in 4.3 or may be a complex  
962 data type defined with a schema. The Value Type may define

963 – Value Rules define the rules for the set of values that the Property Value may take. Such  
964 rules may define the range of values, the min-max, formulas, the set of enumerated values,  
965 patterns, conditional values, and even dependencies on values of other Properties. The  
966 rules may be used to validate the specific values in a Property Value and flag errors.

- 967 – *Mandatory* – specifies if the Property is mandatory or not for a given Resource Type.  
968 – *Access modes* – specifies whether the Property may be read, written or both. Updates are  
969 equivalent to a write. "r" is used for read and "w" is used for write – both may be specified.  
970 Write does not automatically imply read.

971 The definition of a Property may include the following additional information – these items are  
972 informative:

- 973 – *Property Title* - a human-friendly name to designate the Property; usually not sent over the wire.  
974 – *Description* – descriptive text defining the purpose and expected use of this Property.

975 In general, a Property is meaningful only within the Resource to which it is associated. However a  
976 base set of Properties that may be supported by all Resources, known as Common Properties,  
977 keep their semantics intact across Resources i.e. their "key=value" pair means the same in any  
978 Resource. Detailed tables for all Common Properties are defined in 7.3.2.

## 979 **7.3.2 Common Properties**

### 980 **7.3.2.1 Introduction**

981 The Common Properties defined in this clause may be specified for all Resources. The following  
982 Properties are defined as Common Properties:

- 983 – Resource Type  
984 – Resource Interface  
985 – Name  
986 – Resource Identity.

987 The name of a Common Property shall be unique and shall not be used by other Properties. When  
988 defining a new Resource Type, its non-common Properties shall not use the name of existing  
989 Common Properties (e.g., "rt", "if", "n", "id"). When defining a new "Common Property", it should  
990 be ensured that its name has not been used by any other Properties. The uniqueness of a new  
991 Common Property name can be verified by checking all the Properties of all the existing OCF  
992 defined Resource Types. However, this may become cumbersome as the number of Resource  
993 Types grow. To prevent such name conflicts in the future, OCF may reserve a certain name space  
994 for Common Property. Potential approaches are (1) a specific prefix (e.g. "oic") may be designated  
995 and the name preceded by the prefix (e.g. "oic.psize") is only for Common Property; (2) the names  
996 consisting of one or two letters are reserved for Common Property and all other Properties shall  
997 have the name with the length larger than the 2 letters; (3) Common Properties may be nested  
998 under specific object to distinguish themselves.

999 The ability to UPDATE a Common Property (that supports write as an access mode) is restricted  
1000 to the "oic.if.rw" (read-write) OCF Interface; thus a Common Property shall be updatable using the  
1001 read-write OCF Interface if and only if the Property supports write access as defined by the Property  
1002 definition and the associated schema for the read-write OCF Interface.

1003 The following Common Properties for all Resources are specified in 7.3.2.2 through 7.3.2.6 and  
1004 summarized as follows:

- 1005 – *Resource Type* ("rt") – this Property is used to declare the Resource Type of that Resource.  
1006 Since a Resource could be define by more than one Resource Type the Property Value of the  
1007 Resource Type Property can be used to declare more than one Resource type (see clause  
1008 7.4.4). See 7.3.2.3 for details.  
1009 – *OCF Interface* ("if") – this Property declares the OCF Interfaces supported by the Resource.  
1010 The Property Value of the OCF Interface Property can be multi-valued and lists all the OCF  
1011 Interfaces supported. See 7.3.2.4 for details.

1012 – *Name* ("n") – the Property declares human-readable name assigned to the Resource. See  
1013 7.3.2.5.

1014 – *Resource Identity* ("id"): its Property Value shall be a unique (across the scope of the host  
1015 Server) instance identifier for a specific instance of the Resource. The encoding of this identifier  
1016 is Device and implementation dependent. See 7.3.2.6 for details.

### 1017 **7.3.2.2 Property Name and Property Value definitions**

1018 The Property Name and Property Value as used in this document:

1019 – *Property Name*– the key in "key=value" pair. Property Name is case sensitive and its data type  
1020 is "string". Property names shall contain only letters A to Z, a to z, digits 0 to 9, hyphen, and  
1021 dot, and shall not begin with a digit.

1022 – *Property Value* – the value in "key=value" pair. Property Value is case sensitive when its data  
1023 type is "string".

### 1024 **7.3.2.3 Resource Type**

1025 Resource Type Property is specified in 7.4.

### 1026 **7.3.2.4 OCF Interface**

1027 OCF Interface Property is specified in 7.6.

### 1028 **7.3.2.5 Name**

1029 A human friendly name for the Resource, i.e. a specific resource instance name (e.g.,  
1030 MyLivingRoomLight), The Name Property is as defined in Table 2

1031 **Table 2 – Name Property Definition**

Property title	Property name	Value type	Value rule	Unit	Access mode	Mandatory	Description
Name	"n"	"string"	N/A	N/A	R, W	No	Human understandable name for the Resource.

1032  
1033 The Name Property is read-write unless otherwise restricted by the Resource Type (i.e. the  
1034 Resource Type does not support UPDATE or does not support UPDATE using read-write).

### 1035 **7.3.2.6 Resource Identity**

1036 The Resource Identity Property shall be a unique (across the scope of the host Server) instance  
1037 identifier for a specific instance of the Resource. The encoding of this identifier is Device and  
1038 implementation dependent as long as the uniqueness constraint is met, noting that an  
1039 implementation may use a uuid as defined in 4.3. The Resource Identity Property is as defined in  
1040 Table 3.

1041 **Table 3 – Resource Identity Property Definition**

Property title	Property name	Value type	Value rule	Unit	Access mode	Mandatory	Description
Resource Identity	"id"	"string" or uuid	Implementation Dependent	N/A	R	No	Unique identifier of the Resource (over all Resources in the Device)

1043 **7.4 Resource Type**

1044 **7.4.1 Introduction**

1045 Resource Type is a class or category of Resources and a Resource is an instance of one or more  
1046 Resource Types.

1047 The Resource Types of a Resource is declared using the Resource Type Common Property as  
1048 described in 7.3.2.3 or in a Link using the Resource Type Parameter.

1049 A Resource Type may either be pre-defined by OCF or in custom definitions by manufacturers, end  
1050 users, or developers of Devices (vendor-defined Resource Types). Resource Types and their  
1051 definition details may be communicated out of band (i.e. in documentation) or be defined explicitly  
1052 using a meta-language which may be downloaded and used by APIs or applications. OCF has  
1053 adopted OpenAPI 2.0 as the specification method for OCF's RESTful interfaces and Resource  
1054 definitions.

1055 Every Resource Type shall be identified with a Resource Type ID which shall be represented using  
1056 the requirements and ABNF governing the Resource Type attribute in IETF RFC 6690 (clause 2 for  
1057 ABNF and clause 3.1 for requirements) with the caveat that segments are separated by a "."  
1058 (period). The entire string represents the Resource Type ID. When defining the ID each segment  
1059 may represent any semantics that are appropriate to the Resource Type. For example, each  
1060 segment could represent a namespace. Once the ID has been defined, the ID should be used  
1061 opaquely and implementations should not infer any information from the individual segments. The  
1062 string "oic", when used as the first segment in the definition of the Resource Type ID, is reserved  
1063 for OCF-defined Resource Types. All OCF defined Resource Types are to be registered with the  
1064 IANA Core Parameters registry as described also in IETF RFC 6690.

1065 **7.4.2 Resource Type Property**

1066 A Resource when instantiated or created shall have one or more Resource Types that are the  
1067 template for that Resource. The Resource Types that the Resource conforms to shall be declared  
1068 using the "rt" Common Property for the Resource as defined in Table 4. The Property Value for the  
1069 "rt" Common Property shall be the list of Resource Type IDs for the Resource Types used as  
1070 templates (i.e., "rt"=<list of Resource Type IDs>).

1071 **Table 4 – Resource Type Common Property definition**

Property title	Property name	Value type	Value rule	Unit	Access mode	Mandatory	Description
Resource Type	"rt"	"array"	Array of strings, conveying Resource Type IDs	N/A	R	Yes	The Property name rt is as described in IETF RFC 6690

1072  
1073 Resource Types may be explicitly discovered or implicitly shared between the user (i.e. Client) and  
1074 the host (i.e. Server) of the Resource.

1075 **7.4.3 Resource Type definition**

1076 Resource Type is specified as follows:

- 1077 – *Pre-defined URI* (optional) – a pre-defined URI may be specified for a specific Resource Type  
1078 in an OCF specification. When a Resource Type has a pre-defined URI, all instances of that  
1079 Resource Type shall use only the pre-defined URI. An instance of a different Resource Type  
1080 shall not use the pre-defined URI.
- 1081 – *Resource Type Title* (optional) – a human friendly name to designate the Resource Type.

- 1082 – *Resource Type ID* – the value of "rt" Property which identifies the Resource Type, (e.g.,  
1083 "oic.wk.p").
- 1084 – *Resource Interfaces* – list of the OCF Interfaces that may be supported by the Resource Type.
- 1085 – *Properties* – definition of all the Properties that apply to the Resource Type. The Resource Type  
1086 definition shall define whether a property is mandatory, conditional mandatory, or optional.
- 1087 – *Related Resource Types* (optional) – the definition of other Resource Types that may be  
1088 referenced as part of the Resource Type, applicable to Collections.
- 1089 – *Mime Types* (optional) – mime types supported by the Resource including serializations (e.g.,  
1090 application/cbor, application/json, application/xml).

1091 Table 5 and Table 6 provides an example description of an illustrative foobar Resource Type and  
1092 its associated Properties.

1093 **Table 5 – Example foobar Resource Type**

Pre-defined URI	Resource Type Title	Resource Type ID ("rt" value)	OCF Interfaces	Description	Related Functional Interaction	M/CR/O
none	"foobar"	"oic.r.foobar"	"oic.if.a"	Example "foobar" Resource	Actuation	O

1094

1095 **Table 6 – Example foobar Properties**

Property title	Property name	Value type	Value rule	Unit	Access mode	Mandatory	Description
Resource Type	"rt"	"array"	N/A	N/A	R	Yes	Resource Type
OCF Interface	"if"	"array"	N/A	N/A	R	Yes	OCF Interface
Foo value	value	"string"	N/A	N/A	R	Yes	Foo value

1096

1097 For example, an instance of the foobar Resource Type.

```
1098 {
1099   "rt": ["oic.r.foobar"],
1100   "if": ["oic.if.a"],
1101   "value": "foo value"
1102 }
```

1103

1104 For example, a schema representation for the foobar Resource Type.

```
1105 {
1106   "$schema": "http://json-schema.org/draft-04/schema",
1107   "type": "object",
1108   "properties": {
1109     "rt": {
1110       "type": "array",
1111       "items": {
1112         "type": "string",
1113         "maxLength": 64
1114       }
1115     }
1116   }
1117 }
```



```

1115     "minItems" : 1,
1116     "readOnly": true,
1117     "description": "Resource Type of the Resource"
1118   },
1119   "if": {
1120     "type": "array",
1121     "items": {
1122       "type" : "string",
1123       "enum" : ["oic.if.baseline", "oic.if.ll", "oic.if.b", "oic.if.lb", "oic.if.rw",
1124 "oic.if.r", "oic.if.a", "oic.if.s"]
1125     },
1126     "value": {"type": "string"}
1127   },
1128   "required": ["rt", "if", "value"]
1129 }

```

#### 1130 **7.4.4 Multi-value "rt" Resource**

1131 Multi-value "rt" Resource means a Resource with multiple Resource Types where none of the  
 1132 included Resource Types denote a well-known Resource Type (i.e. "oic.wk.<thing>"). Such a  
 1133 Resource is associated with multiple Resource Types and so has an "rt" Property Value of multiple  
 1134 Resource Type IDs (e.g. "rt": ["oic.r.switch.binary", "oic.r.light.brightness"]). The order of the  
 1135 Resource Type IDs in the "rt" Property Value is meaningless. For example, "rt":  
 1136 ["oic.r.switch.binary", "oic.r.light.brightness"] and "rt": ["oic.r.light.brightness", "oic.r.switch.binary"]  
 1137 have the same meaning.

1138 Resource Types for multi-value "rt" Resources shall satisfy the following conditions:

- 1139 – Property Name – Property Names for each Resource Type shall be unique (within the scope of  
 1140 the multi-value "rt" Resource) with the exception of Common Properties, otherwise there will be  
 1141 conflicting Property semantics. If two Resource Types have a Property with the same Property  
 1142 Name, a multi-value "rt" Resource shall not be composed of these Resource Types.

1143 A multi-value "rt" Resource satisfies all the requirements for each Resource Type and conforms to  
 1144 the OpenAPI 2.0 definitions for each component Resource Type. Thus the mandatory Properties  
 1145 of a multi-value "rt" Resource shall be the union of all the mandatory Properties of each Resource  
 1146 Type. For example, mandatory Properties of a Resource with "rt": ["oic.r.switch.binary",  
 1147 "oic.r.light.brightness"] are "value" and "brightness", where the former is mandatory for  
 1148 "oic.r.switch.binary" and the latter for "oic.r.light.brightness".

1149 The multi-value "rt" Resource Interface set shall be the union of the sets of OCF Interfaces from  
 1150 the component Resource Types. The Resource Representation in response to a CRUDN action on  
 1151 an OCF Interface shall be the union of the schemas that are defined for that OCF Interface. The  
 1152 Default OCF Interface for a multi-value "rt" Resource shall be the baseline OCF Interface  
 1153 ("oic.if.baseline") as that is the only guaranteed common OCF Interface between the Resource  
 1154 Types.

1155 For clarity if each Resource Type supports the same set of OCF Interfaces, then the resultant multi-  
 1156 value "rt" Resource has that same set of OCF Interfaces with a Default OCF Interface of baseline  
 1157 ("oic.if.baseline").

1158 See 7.9.3 for the handling of query parameters as applied to a multi-value "rt" Resource.

#### 1159 **7.5 Device Type**

1160 A Device Type is a class of Device. Each Device Type defined will include a list of minimum  
 1161 Resource Types that a Device shall implement for that Device Type. A Device may expose  
 1162 additional standard and vendor defined Resource Types beyond the minimum list. The Device Type  
 1163 is used in Resource discovery as specified in 11.2.3.

1164 Like a Resource Type, a Device Type can be used in the Resource Type Common Property or in a  
1165 Link using the Resource Type Parameter.

1166 A Device Type may either be pre-defined by an ecosystem that builds on this document, or in  
1167 custom definitions by manufacturers, end users, or developers of Devices (vendor-defined Device  
1168 Types). Device Types and their definition details may be communicated out of band (like in  
1169 documentation).

1170 Every Device Type shall be identified with a Resource Type ID using the same syntax constraints  
1171 as a Resource Type.

## 1172 **7.6 OCF Interface**

### 1173 **7.6.1 Introduction**

1174 An OCF Interface provides first a view into the Resource and then defines the requests and  
1175 responses permissible on that view of the Resource. So this view provided by an OCF Interface  
1176 defines the context for requests and responses on a Resource. Therefore, the same request to a  
1177 Resource when targeted to different OCF Interfaces may result in different responses.

1178 An OCF Interface may be defined by either this document (a Core OCF Interface), manufacturers,  
1179 end users or developers of Devices (a vendor-defined OCF Interface).

1180 The OCF Interface Property lists all the OCF Interfaces the Resource support. All Resources shall  
1181 have at least one OCF Interface. The Default OCF Interface shall be defined by the Resource Type  
1182 definition. The Default OCF Interface associated with all OCF-defined Resource Types shall be the  
1183 supported OCF Interface listed first within the *applicable enumeration* in the definition of the  
1184 Resource Type (see Annex A for the OCF-defined Resource Types defined in this document). The  
1185 *applicable enumeration* is in the "parameters" enumeration referenced from the first "get" method  
1186 in the first "path" in the OpenAPI 2.0 file ("post" method if no "get" exists) for the Resource Type.  
1187 All Default OCF Interfaces specified in an OCF specification shall be mandatory.

1188 In addition to any defined OCF Interface in this document, all Resources shall support the baseline  
1189 OCF Interface ("oic.if.baseline") as defined in 7.6.3.2.

1190 See 7.9.4 for the use of queries to enable selection of a specific OCF Interface in a request.

1191 An OCF Interface may accept more than one media type. An OCF Interface may respond with more  
1192 than one media type. The accepted media types may be different from the response media types.  
1193 The media types are specified with the appropriate header parameters in the transfer protocol.  
1194 (NOTE: This feature has to be used judiciously and is allowed to optimize representations on the  
1195 wire) Each OCF Interface shall have at least one media type.

1196

### 1197 **7.6.2 OCF Interface Property**

1198 The OCF Interfaces supported by a Resource shall be declared using the OCF Interface Common  
1199 Property (Table 7), e.g., ""if": ["oic.if.ll", "oic.if.baseline"]". The Property Value of an OCF Interface  
1200 Property shall be a lower case string with segments separated by a "." (dot). The string "oic", when  
1201 used as the first segment in the OCF Interface Property Value, is reserved for OCF-defined OCF  
1202 Interfaces. The OCF Interface Property Value may also be a reference to an authority similar to  
1203 IANA that may be used to find the definition of an OCF Interface. A Resource Type shall support  
1204 one or more of the OCF Interfaces defined in 7.6.3.

1205

**Table 7 – Resource Interface Property definition**

Property title	Property name	Value type	Value rule	Unit	Access mode	Mandatory	Description
OCF Interface	"if"	"array"	Array of strings, conveying OCF Interfaces	N/A	R	Yes	Property to declare the OCF Interfaces supported by a Resource.

1206

### 1207 7.6.3 OCF Interface methods

#### 1208 7.6.3.1 Overview

1209 OCF Interface methods shall not violate the defined OpenAPI 2.0 definitions for the Resources as  
1210 defined in Annex A.

1211 The defined OCF Interfaces are listed in Table 8:

1212

**Table 8 – OCF standard OCF Interfaces**

OCF Interface	Name	Applicable Operations	Description
baseline	"oic.if.baseline"	RETRIEVE, NOTIFY, UPDATE <sup>1</sup>	The baseline OCF Interface defines a view into all Properties of a Resource including the Common Properties. This OCF Interface is used to operate on the full Representation of a Resource.
links list	"oic.if.ll"	RETRIEVE, NOTIFY	The links list OCF Interface provides a view into Links in a Collection (Resource). Since Links represent relationships to other Resources, the links list OCF Interfaces may be used to discover Resources with respect to a context. The discovery is done by retrieving Links to these Resources. For example: the Core Resource "/oic/res" uses this OCF Interface to allow discovery of Resource hosted on a Device.
batch	"oic.if.b"	RETRIEVE, NOTIFY, UPDATE	The batch OCF Interface is used to interact with a Collection of Resources at the same time. This also removes the need for the Client to first discover the Resources it is manipulating – the Server forwards the requests and aggregates the responses
read-only	"oic.if.r"	RETRIEVE NOTIFY	The read-only OCF Interface exposes the Properties of a Resource that may be read. This OCF Interface does not provide methods to update Properties, so can only be used to read Property Values.
read-write	"oic.if.rw"	RETRIEVE, NOTIFY, UPDATE	The read-write OCF Interface exposes only those Properties that may be read from a Resource during a RETRIEVE operation and only those Properties that may be written to a Resource during and UPDATE operation.
actuator	"oic.if.a"	RETRIEVE, NOTIFY, UPDATE	The actuator OCF Interface is used to read or write the Properties of an actuator Resource.
sensor	"oic.if.s"	RETRIEVE, NOTIFY	The sensor OCF Interface is used to read the Properties of a sensor Resource.
create	"oic.if.create"	CREATE	The create OCF Interface is used to create new Resources in a Collection. Both the Resource and the Link pointing to it are created in a single atomic operation.

<sup>1</sup> The use of UPDATE with the baseline OCF Interface is not recommended, see clause 7.6.3.2.3.

1213

## 1214 **7.6.3.2 Baseline OCF Interface**

### 1215 **7.6.3.2.1 Overview**

1216 The Representation that is visible using the baseline OCF Interface includes all the Properties of  
1217 the Resource including the Common Properties. The baseline OCF Interface shall be defined for  
1218 all Resource Types. All Resources shall support the baseline OCF Interface.

### 1219 **7.6.3.2.2 Use of RETRIEVE**

1220 The baseline OCF Interface is used when a Client wants to retrieve all Properties of a Resource;  
1221 that is the Server shall respond with a Resource representation that includes all of the implemented  
1222 Properties of the Resource. When the Server is unable to send back the whole Resource  
1223 representation, it shall reply with an error message. The Server shall not return a partial Resource  
1224 representation.

1225 An example response to a RETRIEVE request using the baseline OCF Interface:

```
1226 {  
1227   "rt": ["oic.r.temperature"],  
1228   "if": ["oic.if.a", "oic.if.baseline"],  
1229   "temperature": 20,  
1230   "units": "C",  
1231   "range": [0,100]  
1232 }
```

### 1233 **7.6.3.2.3 Use of UPDATE**

1234 Support for the UPDATE operation using the baseline OCF Interface should not be provided by a  
1235 Resource Type. Where a Resource Type needs to support the ability to be UPDATED this should  
1236 only be supported using one of the other OCF Interfaces defined in Table 8 that supports the  
1237 UPDATE operation.

1238 If a Resource Type is required to support UPDATE using the baseline OCF Interface, then all  
1239 Properties of a Resource with the exception of Common Properties may be modified using an  
1240 UPDATE operation only if the Resource Type defines support for UPDATE using baseline in the  
1241 applicable OpenAPI 2.0 schema for the Resource Type. If the OCF Interfaces exposed by a  
1242 Resource in addition to the baseline OCF Interface do not support the UPDATE operation, then  
1243 UPDATE using the baseline OCF Interface shall not be supported.

## 1244 **7.6.3.3 Links list OCF Interface**

### 1245 **7.6.3.3.1 Overview**

1246 The Links list OCF Interface is used to provide a view into a Collection, Atomic Measurement, or  
1247 "/oic.res" Resource. This view shall be an array of all Links for those Resources subject to any  
1248 applied filtering being applied. The Links list OCF Interface name is "oic.if.ll".

### 1249 **7.6.3.3.2 Use with RETRIEVE**

1250 The RETRIEVE operation is supported with the Links list OCF Interface. A successful RETRIEVE  
1251 operation shall return a status code indicating success (i.e. "Content") with a payload with the  
1252 Resource representation as an array of Links. If there are no Links present in a Resource  
1253 representation, then an empty array list shall be returned in response to a RETRIEVE operation  
1254 request.

1255 An example of a RETRIEVE operation request using the Links list OCF Interface for a Collection is  
1256 as illustrated:

```
1257 RETRIEVE /scenes/scene1?if=oic.if.ll
```

1258 The RETRIEVE operation response will be the array of Links to all Resources in the Collection as  
1259 illustrated:

```
1260 Response: Content
1261 Payload:
1262 [
1263   {
1264     "href": "/the/light/1",
1265     "rt": ["oic.r.switch.binary"],
1266     "if": ["oic.if.a", "oic.if.baseline"],
1267     "eps": [{"ep": "coaps://[2001:db8:a::b1d4]:55555"}]
1268   },
1269   {
1270     "href": "/the/light/2",
1271     "rt": ["oic.r.switch.binary"],
1272     "if": ["oic.if.a", "oic.if.baseline"],
1273     "eps": [{"ep": "coaps://[2001:db8:a::b1d4]:55555"}]
1274   },
1275   {
1276     "href": "/my/fan/1",
1277     "rt": ["oic.r.switch.binary"],
1278     "if": ["oic.if.a", "oic.if.baseline"],
1279     "eps": [{"ep": "coaps://[2001:db8:a::b1d4]:55555"}]
1280   },
1281   {
1282     "href": "/his/fan/2",
1283     "rt": ["oic.r.switch.binary"],
1284     "if": ["oic.if.a", "oic.if.baseline"],
1285     "eps": [{"ep": "coaps://[2001:db8:a::b1d4]:55555"}]
1286   }
1287 ]
1288
```

### 1289 7.6.3.3.3 Use with NOTIFY

1290 The NOTIFY operation is supported with the Links list OCF Interface. A successful NOTIFY  
1291 operation shall return a status code indicating success (i.e. "Content") with a payload with the  
1292 Resource representation as an array of Links. If there are no Links present in a Resource  
1293 representation, then an empty array list shall be returned in response to a NOTIFY operation  
1294 request. Future events that change the Resource representation (e.g. UPDATE operation) shall  
1295 return a status code indicating success (i.e. "Content") with a payload with the newly updated  
1296 Resource representation as an array of Links.

1297 An example of a NOTIFY operation request using the Links list OCF Interface for a Collection is as  
1298 illustrated:

```
1299 NOTIFY /scenes/scene1?if=oic.if.ll
```

1300 The NOTIFY operation response will be the array of Links to all Resources in the Collection as  
1301 illustrated:

```
1302 Response: Content
1303 Payload:
1304 [
1305   {
1306     "href": "/the/light/1",
1307     "rt": ["oic.r.switch.binary"],
1308     "if": ["oic.if.a", "oic.if.baseline"],
1309     "eps": [{"ep": "coaps://[2001:db8:a::b1d4]:55555"}]
1310   },
1311   {
1312     "href": "/the/light/2",
1313     "rt": ["oic.r.switch.binary"],
```

```

1314     "if": ["oic.if.a", "oic.if.baseline"],
1315     "eps": [{"ep": "coaps://[2001:db8:a::b1d4]:55555"}]
1316   },
1317   {
1318     "href": "/my/fan/1",
1319     "rt": ["oic.r.switch.binary"],
1320     "if": ["oic.if.a", "oic.if.baseline"],
1321     "eps": [{"ep": "coaps://[2001:db8:a::b1d4]:55555"}]
1322   },
1323   {
1324     "href": "/his/fan/2",
1325     "rt": ["oic.r.switch.binary"],
1326     "if": ["oic.if.a", "oic.if.baseline"],
1327     "eps": [{"ep": "coaps://[2001:db8:a::b1d4]:55555"}]
1328   }
1329 ]
1330

```

1331 Later when the "/his/fan/2" Link is removed (e.g., UPDATE operation with the Link remove OCF  
 1332 Interface) the response to the NOTIFY operation request is as illustrated:

```

1333 Response: Content
1334 Payload:
1335 [
1336   {
1337     "href": "/the/light/1",
1338     "rt": ["oic.r.switch.binary"],
1339     "if": ["oic.if.a", "oic.if.baseline"],
1340     "eps": [{"ep": "coaps://[2001:db8:a::b1d4]:55555"}]
1341   },
1342   {
1343     "href": "/the/light/2",
1344     "rt": ["oic.r.switch.binary"],
1345     "if": ["oic.if.a", "oic.if.baseline"],
1346     "eps": [{"ep": "coaps://[2001:db8:a::b1d4]:55555"}]
1347   },
1348   {
1349     "href": "/my/fan/1",
1350     "rt": ["oic.r.switch.binary"],
1351     "if": ["oic.if.a", "oic.if.baseline"],
1352     "eps": [{"ep": "coaps://[2001:db8:a::b1d4]:55555"}]
1353   }
1354 ]

```

1355 If the result of removing a Link results in no Links being present, then an empty array list shall be  
 1356 sent in a notification. An example of a response with no Links being present is as illustrated:

```

1357 Response: Content
1358 Payload:
1359 [
1360 ]

```

### 1361 7.6.3.3.4 Use with CREATE, UPDATE, and DELETE

1362 The CREATE, UPDATE and DELETE operations are not allowed by the Links list OCF Interface.  
 1363 Attempts to perform CREATE, UPDATE or DELETE operations using the Links list OCF Interface  
 1364 shall return an appropriate error status code, for example "Method Not Allowed".

## 1365 7.6.3.4 Batch OCF Interface

### 1366 7.6.3.4.1 Overview

1367 The batch OCF Interface is used to interact with a Collection of Resources using a single/same  
 1368 Request. The batch OCF Interface can be used to RETRIEVE or UPDATE the Properties of the  
 1369 linked Resources with a single request.

1370 **7.6.3.4.2 General requirements for realizations of the batch OCF Interface**

1371 All realization of the batch OCF Interface adhere to the following:

- 1372 – The batch OCF Interface name is "oic.if.b"
- 1373 – A Collection Resource has linked Resources that are represented as URIs. In the "href"  
1374 Property of the batch payload the URI shall be fully qualified for remote Resources and a  
1375 relative reference for local Resources.
- 1376 – The original request is modified to create new requests targeting each of the linked Resources  
1377 in the Collection by substituting the URI in the original request with the URI of the linked  
1378 Resource. The payload in the original request is replicated in the payload of the new requests.
- 1379 – The requests shall be forwarded assuming use of the Default OCF Interface of the linked  
1380 Resources.
- 1381 – Requests shall only be forwarded to linked Resources that are identified by relation types "item"  
1382 or "hosts" ("hosts" is the default relation type value should the "rel" Link Parameter not be  
1383 present). Requests shall not be forwarded to linked Resources that do not contain the "item" or  
1384 "hosts" relation type values.
- 1385 – Properties of the Collection Resource itself may be included in payloads using "oic.if.b" OCF  
1386 Interface by exposing a single Link with the link relation "self" along with "item" within the  
1387 Collection, and ensuring that Link resolution cannot become an infinite loop due to recursive  
1388 references. For example, if the Default OCF Interface of the Collection is "oic.if.b", then the  
1389 Server might recursively include its batch representation within its batch representation, in an  
1390 endless loop. See 7.6.3.4.5 for an example of use of a Link containing "rel": ["self","item"] to  
1391 include Properties of the Collection Resource, along with linked Resources, in "oic.if.b"  
1392 payloads.
- 1393 – If the Default OCF Interface of a Collection Resource is exposed using the Link relation "self",  
1394 and the Default OCF Interface contains Properties that expose any Links, those Properties shall  
1395 not be included in a batch representation which includes the "self" Link.
- 1396 – Any request forwarded to a linked Resource that is a Collection (including a "self" Link reference)  
1397 shall have the Default OCF Interface of the linked Collection Resource applied.
- 1398 – All the responses from the linked Resources shall be aggregated into a single Response to the  
1399 Client. The Server may timeout the response to a time window, the Server may choose any  
1400 appropriate window based on conditions.
- 1401 – If a linked Resource cannot process the request, an empty response, i.e. a JSON object with  
1402 no content ("{}") as the representation for the "rep" Property, or error response should the linked  
1403 Resource Type provide an error schema or diagnostic payload, shall be returned by the linked  
1404 Resource. These empty or error responses for all linked Resources that exhibit an error shall  
1405 be included in the aggregated response to the original Client request. See the example in  
1406 7.6.3.4.5.
- 1407 – If any of the linked Resources returns an error response, the aggregated response sent to the  
1408 Client shall also indicate an error (e.g. 4.xx in CoAP). If all of the linked Resources return  
1409 successful responses, the aggregated response shall include the success response code.
- 1410 – The aggregated response shall be an array of objects representing the responses from each  
1411 linked Resource. Each object in the response shall include at least two items: (1) the URI of  
1412 the linked Resource (fully qualified for remote Resources, or a relative reference for local  
1413 Resources) as "href": <URI> and (2) the individual response object or array of objects if the  
1414 linked Resource is itself a Collection using "rep" as the key, e.g. "rep": { <representation of  
1415 individual response> }.
- 1416 – The Client may choose to restrict the linked Resources to which the request is forwarded by  
1417 including additional query parameters in the request. The Server should process any additional

1418 query parameters in a request that includes "oic.if.b" as selectors for linked Resources that are  
1419 to be processed by the request.

#### 1420 **7.6.3.4.3 Observability of the batch OCF Interface**

1421 When a Collection supports the ability to be observed using the batch OCF Interface the following  
1422 apply:

- 1423 – If the Collection Resource is marked as Observable, linked Resources referenced in the  
1424 Collection may be Observed using the batch OCF Interface. If the Collection Resource is not  
1425 marked as Observable then the Collection cannot be Observed and Observe requests to the  
1426 Collection shall be handled as defined for the case where request validation fails in clause  
1427 11.3.2.4. The Observe mechanism shall work as defined in 11.3.2 with the Observe request  
1428 forwarded to each of the linked Resources. All responses to the request shall be aggregated  
1429 into a single response to the Client using the same representations and status codes as for  
1430 RETRIEVE operations using the batch OCF Interface.
- 1431 – Should any one of the Observable linked Resources fail to honour the Observe request the  
1432 response to the batch Observe request shall also indicate that the entire request was not  
1433 honoured using the mechanism described in 11.3.2.4.
- 1434 – If any of the Observable Resources in a request to a Collection using the batch OCF Interface  
1435 replies with an error or Observe Cancel, the Observations of all other linked Resources shall  
1436 be cancelled and the error or Observe Cancel status shall be returned to the Observing Client.
- 1437 NOTE Behavior may be different for Links that do network requests vs. local Resources.
- 1438 – All notifications to the Client that initiated an Observe request using the batch OCF Interface  
1439 shall use the batch representation for the Collection. This is the aggregation of any individual  
1440 Observe notifications received by the Device hosting the Collection from the individual Observe  
1441 requests that were forwarded to the linked Resources.
- 1442 – Linked Resources which are not marked Observable in the Links of a Collection shall not trigger  
1443 Notifications, but may be included in the response to, and subsequent Notifications resulting  
1444 from, an Observe request to the batch OCF Interface of a Collection.
- 1445 – Each notification shall contain the most current values for all of the Linked Resources that would  
1446 be included if the original Observe request were processed again. The Server hosting the  
1447 Collection may choose to RETRIEVE all of the linked Resources each time, or may choose to  
1448 employ caching to avoid retrieving linked Resources on each Notification.
- 1449 – If a Linked Resource is Observable and has responded with a successful Observe response,  
1450 the most recently reported value of that Resource is considered to be the most current value  
1451 and may be reported in all subsequent Notifications.
- 1452 – Links in the Collection should be Observed by using the "oic.if.ll" OCF Interface. A notification  
1453 shall be sent any time the contents of the "oic.if.ll" OCF Interface representation are changed;  
1454 that is, if a Link is added, if a Link is removed, or if a Link is updated. Notifications on the  
1455 "oic.if.ll" OCF Interface shall contain all of the Links in the "oic.if.ll" OCF Interface representation.
- 1456 – Other Properties of the Collection Resource, if present, may be Observed by using the OCF  
1457 Interfaces defined in the definition for the Resource Type, including using the "oic.if.baseline"  
1458 OCF Interface.

#### 1459 **7.6.3.4.4 UPDATE using the batch OCF Interface**

1460 When a Collection supports the ability for the linked Resources to be the subject of the UPDATE  
1461 operation using the batch OCF Interface the following apply:

- 1462 – A Client shall perform UPDATE operations using the batch OCF Interface by creating a payload  
1463 that is similar to a RETRIEVE response payload from a batch OCF Interface request. The Server  
1464 shall send a separate UPDATE request to each of the linked Resources according to each "href"  
1465 Property and the corresponding value of the "rep" Property.



- 1466 – Items shall always contain a link-specific "href".
- 1467 – An UPDATE received by a Server with an empty "href" shall be rejected with a response  
1468 indicating an appropriate error (e.g. bad request).
- 1469 – Each linked Resource shall follow the requirements for an UPDATE request may not be  
1470 supported by the linked Resource. In such cases, writable Properties in the UPDATE operation  
1471 as defined in clause 8.4.
- 1472 – The UPDATE response shall contain the updated values using the same payload schema as  
1473 RETRIEVE operations if provided by the linked Resource, along with the appropriate status  
1474 code. The aggregated response payload shall reflect the known state of the updated Properties  
1475 after the batch update was completed. If no payload is provided by the updated Resource, then  
1476 an empty response (i.e. "rep": {}) shall be provided for that Resource.
- 1477 – A Collection shall not support the use of the UPDATE operation to add, modify, or remove Links  
1478 in an existing Collection using the "oic.if.baseline", "oic.if.rw" or "oic.if.a" OCF Interfaces.
- 1479 – A Collection shall not support the use of the UPDATE operation using the batch OCF Interface  
1480 when the Collection contains Links that resolve to Resources that are not hosted on the Device  
1481 that also hosts the Collection. If such a Collection receives an UPDATE operation, the operation  
1482 shall be rejected with a response indicating an appropriate error (e.g. method not allowed). If  
1483 the ability to UPDATE linked remote Resources is desired, the use of the optional scene feature  
1484 (see clause 11.6 in [1]) to effect the UPDATE could be utilized.

#### 1485 **7.6.3.4.5 Examples: Batch OCF Interface**

1486 Note that the examples provided in Table 9 are illustrative and do not include all mandatory schema  
1487 elements in all cases. It is assumed that the Default OCF Interface for the Resource Type  
1488 "x.org.example.rt.room" is specified in its Resource Type definition file as "oic.if.rw", which exposes  
1489 the Properties "x.org.example.colour" and "x.org.example.size".

**Table 9 – Batch OCF Interface Example**

<b>Resources</b>	<pre> /a/room/1 {   "rt": "x.org.example.rt.room",   "if": ["oic.if.rw", "oic.if.baseline", "oic.if.b", "oic.if.ll"],   "x.org.example.colour": "blue",   "x.org.example.dimension": "15bx15wx10h",   "links": [     {       "href": "/a/room/1", "rel": ["self", "item"], "rt": ["x.org.example.rt.room"], "if": ["oic.if.rw", "oic.if.baseline", "oic.if.b", "oic.if.ll"], "p": {"bm": 2} },     {       "href": "/the/light/1", "rel": ["item"], "rt": ["oic.r.switch.binary"],       "if": ["oic.if.a", "oic.if.baseline"], "ins": "11111", "p": {"bm": 2} },     {       "href": "/the/light/2", "rel": ["item"], "rt": ["oic.r.switch.binary"],       "if": ["oic.if.a", "oic.if.baseline"], "ins": "22222", "p": {"bm": 2} },     {       "href": "/my/fan/1", "rel": ["item"], "rt": ["oic.r.switch.binary"],       "if": ["oic.if.a", "oic.if.baseline"], "ins": "33333", "p": {"bm": 2} },     {       "href": "/his/fan/2", "rel": ["item"], "rt": ["oic.r.switch.binary"],       "if": ["oic.if.a", "oic.if.baseline"], "ins": "44444", "p": {"bm": 2} },     {       "href": "/the/switches/1", "rel": ["item"], "rt": ["oic.wk.col"],       "if": ["oic.if.ll", "oic.if.b", "oic.if.baseline"], "ins": "55555", "p": {"bm": 2} }   ] }  /the/light/1 {   "rt": ["oic.r.switch.binary"],   "if": ["oic.if.a", "oic.if.baseline"],   "value": false }  /the/light/2 {   "rt": ["oic.r.switch.binary"],   "if": ["oic.if.a", "oic.if.baseline"],   "value": true }  /my/fan/1 {   "rt": ["oic.r.switch.binary"],   "if": ["oic.if.a", "oic.if.baseline"],   "value": true }  /his/fan/2 {   "rt": ["oic.r.switch.binary"],   "if": ["oic.if.a", "oic.if.baseline"],   "value": false }  /the/switches/1 {   "rt": ["oic.wk.col"],   "if": ["oic.if.ll", "oic.if.b", "oic.if.baseline"],   "links": [     {       "href": "/switch-1a",       "rt": ["oic.r.switch.binary"],       "if": ["oic.if.a", "oic.if.baseline"],       "p": {"bm": 2}     }   ] } </pre>
------------------	---

	<pre>{   "href": "/switch-lb",   "rt": ["oic.r.switch.binary"],   "if": ["oic.if.a","oic.if.baseline"],   "p": {"bm": 2 } } ]</pre>
--	---

<p><b>Use of batch, successful response</b></p>	<pre> Request: GET /a/room/1?if=oic.if.b Becomes the following individual request messages issued by the Device in the Client role GET /a/room/1 (NOTE: uses the Default OCF Interface as specified for the Collection Resource, in this example oic.if.rw) GET /the/light/1 (NOTE: Uses the Default OCF Interface as specified for this Resource) GET /the/light/2 (NOTE: Uses the Default OCF Interface as specified for this Resource) GET /my/fan/1 (NOTE: Uses the Default OCF Interface as specified for this Resource) GET /his/fan/2 (NOTE: Uses the Default OCF Interface as specified for this Resource) GET /the/switches/1 (NOTE: Uses the Default OCF Interface for the Collection that is within the Collection) Response: [   {     "href": "/a/room/1",     "rep": {"x.org.example.colour": "blue", "x.org.example.dimension": "15bx15wx10h"}   },   {     "href": "/the/light/1",     "rep": {"value": false}   },   {     "href": "/the/light/2",     "rep": {"value": true}   },   {     "href": "/my/fan/1",     "rep": {"value": true}   },   {     "href": "/his/fan/2",     "rep": {"value": false}   },   {     "href": "/the/switches/1",     "rep": [       {         "href": "/switch-1a",         "rt": ["oic.r.switch.binary"],         "if": ["oic.if.a", "oic.if.baseline"],         "p": {"bm": 2},         "eps": [           {"ep": "coaps://[2001:db8:a::b1d4]:5555"}         ]       },       {         "href": "/switch-1b",         "rt": ["oic.r.switch.binary"],         "if": ["oic.if.a", "oic.if.baseline"],         "p": {"bm": 2},         "eps": [           {"ep": "coaps://[2001:db8:a::b1d4]:5555"}         ]       }     ]   } ] </pre>
---	---

<p><b>Use of batch, error response</b></p>	<p>Should any of the RETRIEVE requests in the previous example fail then the response includes an empty payload for that Resource instance and an error code is sent. The following example assumes errors from "/my/fan/1" and "/the/switches/1"</p> <p>Error Response:</p> <pre>[   {     "href": "/a/room/1",     "rep": {"x.org.example.colour": "blue", "x.org.example.dimension": "15bx15wx10h"}   },   {     "href": "/the/light/1",     "rep": {"value": false}   },   {     "href": "/the/light/2",     "rep": {"value": true}   },   {     "href": "/my/fan/1",     "rep": {}   },   {     "href": "/his/fan/2",     "rep": {"value": false}   },   {     "href": "/the/switches/1",     "rep": {}   } ]</pre>
--	--

<p><b>Use of batch</b></p> <p><b>(UPDATE has POST semantics)</b></p>	<pre>UPDATE /a/room/1?if=oic.if.b [   {     "href": "",     "rep": {       "value": false     }   } ]</pre> <p>Since the "href" value in the UPDATE request is empty, the request is forwarded to all Resources in the Collection and becomes:</p> <pre>UPDATE /a/room/1 { "value": false } UPDATE /the/light/1 { "value": false } UPDATE /the/light/2 { "value": false } UPDATE /my/fan/1 { "value": false } UPDATE /his/fan/2 { "value": false } UPDATE /the/switches/1 { "value": false }</pre> <p>Response:</p> <pre>[   {     "href": "/the/light/1",     "rep": {"value": false}   },   {     "href": "/the/light/2",     "rep": {"value": false}   },   {     "href": "/my/fan/1",     "rep": {"value": false}   },   {     "href": "/his/fan/2",     "rep": {"value": false}   },   {     "href": "/the/switches/1",     "rep":       {       }   } ]</pre> <p>Since /a/room/1 does not have a "value" Property exposed by its Default OCF Interface, the UPDATE request will be silently ignored and it will not be included in the UPDATE response.</p> <p>Since the UPDATE request with the links list OCF Interface is not allowed, an empty payload for the "/the/switches/1" is included in the UPDATE response and an error code is sent.</p>
--	--

<p><b>Use of batch (UPDATE has POST semantics)</b></p>	<pre>UPDATE /a/room/1?if=oic.if.b [   {     "href": "/the/light/1",     "rep": {       "value": false     }   },   {     "href": "/the/light/2",     "rep": {       "value": true     }   },   {     "href": "/a/room/1",     "rep": {       "x.org.example.colour": "red"     }   } ]</pre> <p>This turns /the/light/1 off, turns /the/light/2 on, and sets the colour of /a/room/1 to "red".</p> <p>The response will be same as response for GET /a/room/1?if=oic.if.b with the updated Property values as shown.</p> <pre>[   {     "href": "/a/room/1",     "rep": {"x.org.example.colour": "red",            "x.org.example.dimension": "15bx15wx10h"}   },   {     "href": "/the/light/1",     "rep": {"value": false}   },   {     "href": "/the/light/2",     "rep": {"value": true}   } ]</pre> <p>Example use of additional query parameters to select items by matching Link Parameters.</p> <p>Turn on light 1 based on the "ins" Link Parameters value of "11111"</p> <pre>UPDATE /a/room/1?if=oic.if.b&amp;ins=11111 [   {     "href": "",     "rep": {       "value": false     }   } ]</pre> <p>Similar to the earlier example, "href": "" applies the UPDATE request to all of the Resources in the Collection. Since the additional query parameter ins=11111 selects only links that have a matching "ins" value, only one link is selected. The payload is applied to the target Resource of that link, /the/light/1.</p>
--	--



	<p>Retrieving the item using the same query parameter:</p> <pre>RETRIEVE /a/room/1?if=oic.if.b&amp;ins=11111</pre> <p>Response payload:</p> <pre>[   {     "href": "/the/light/1",     "rep": {       "value": false     }   } ]</pre>
--	--

1491

### 1492 7.6.3.5 Actuator OCF Interface

1493 The actuator OCF Interface is the OCF Interface for viewing Resources that may be actuated i.e.  
 1494 changes some value within or the state of the entity abstracted by the Resource:

- 1495 – The actuator OCF Interface name shall be "oic.if.a"
- 1496 – The actuator OCF Interface shall expose in the Resource Representation all mandatory  
 1497 Properties as defined by the applicable OpenAPI 2.0 schema; the actuator OCF Interface may  
 1498 also expose in the Resource Representation optional Properties as defined by the applicable  
 1499 OpenAPI 2.0 schema that are implemented by the target Device.

1500 For example, a "Heater" Resource (for illustration only):

```
1501 /a/act/heater
1502 {
1503   "rt": ["x.com.acme.gas"],
1504   "if": ["oic.if.baseline", "oic.if.r", "oic.if.a", "oic.if.s"],
1505   "x.com.acme.settemp": 10,
1506   "x.com.acme.currenttemp" : 7
1507 }
```

1508 The actuator OCF Interface with respect to "Heater" Resource (for illustration only):

1509

#### 1510 a) Retrieving values of an actuator.

1511 Request: RETRIEVE /a/act/heater?if="oic.if.a"

1512

1513 Response: Content

1514 Payload:

```
1515 {
1516   "x.com.acme.settemp": 10,
1517   "x.com.acme.currenttemp" : 7
1518 }
```

#### 1519 b) Correct use of actuator OCF Interface.

1520

1521 Request: UPDATE /a/act/heater?if="oic.if.a"

1522

```
1523 {
1524   "x.com.acme.settemp": 20
1525 }
```

1524

1525 Response: Changed

1526 Payload:

```
1527 {
1528   "x.com.acme.settemp": 20
1529 }
```

#### 1530 c) Incorrect use of actuator OCF Interface.

1531  
 1532 Request: UPDATE /a/act/heater?if="oic.if.a"  
 1533 {  
 1534 "if": ["oic.if.s"] ← this is visible through baseline OCF Interface  
 1535 }  
 1536 Response: Bad Request  
 1537 Payload:  
 1538 {  
 1539 }

1540 – A RETRIEVE request using this OCF Interface shall return the Representation for this Resource  
 1541 subject to any query and filter parameters that may also exist.

1542 – An UPDATE request using this OCF Interface shall provide a payload or body that contains the  
 1543 Properties that will be updated on the target Resource.

### 1544 7.6.3.6 Sensor OCF Interface

1545 The sensor OCF Interface is the OCF Interface for retrieving measured, sensed or capability  
 1546 specific information from a Resource that senses:

- 1547 – The sensor OCF Interface name shall be "oic.if.s".
- 1548 – The sensor OCF Interface shall expose in the Resource Representation all mandatory  
 1549 Properties as defined by the applicable OpenAPI 2.0 schema; the sensor OCF Interface may  
 1550 also expose in the Resource Representation optional Properties as defined by the applicable  
 1551 OpenAPI 2.0 schema that are implemented by the target Device.
- 1552 – A RETRIEVE request using this OCF Interface shall return this representation for the Resource  
 1553 subject to any query and filter parameters that may also exist.

1554 NOTE: The example here is with respect to retrieving values of a sensor

1555  
 1556 Request: RETRIEVE /a/act/heater?if="oic.if.s"  
 1557  
 1558 Response: Content  
 1559 Payload:  
 1560 {  
 1561 "x.com.acme.currenttemp": 7  
 1562 }  
 1563

#### 1564 Incorrect use of the sensor.

1565 Request: UPDATE /a/act/heater?if="oic.if.s" ← UPDATE is not allowed  
 1566 {  
 1567 "x.com.acme.settemp": 20 ← this is possible through actuator OCF Interface  
 1568 }  
 1569 Response: Bad Request  
 1570 Payload:  
 1571 {  
 1572 }  
 1573

#### 1574 Another incorrect use of the sensor.

1575 Request: UPDATE /a/act/heater?if="oic.if.s" ← UPDATE is not allowed  
 1576 {  
 1577 "x.com.acme.currenttemp": 15 ← this is not possible to be updated  
 1578 }  
 1579 Response: Bad Request  
 1580 Payload:  
 1581 {  
 1582 }

1583 **7.6.3.7 Read-only OCF Interface**

1584 The read-only OCF Interface exposes only the Properties that may be read. This includes  
1585 Properties that may be read-only, read-write but not Properties that are write-only or set-only. The  
1586 applicable operations that can be applied to a Resource are only RETRIEVE and NOTIFY. An  
1587 attempt by a Client to apply a method other than RETRIEVE or NOTIFY to a Resource shall be  
1588 rejected with an error response code.

1589 The read-only OCF Interface with respect to "Heater" Resource (for illustration only):

```
1590 Request: RETRIEVE /a/act/heater?if="oic.if.r"  
1591 Response: Content  
1592 Payload:  
1593 {  
1594   "x.com.acme.settemp": 10,  
1595   "x.com.acme.currenttemp" : 7  
1596 }
```

1597 **7.6.3.8 Read-write OCF Interface**

1598 The read-write OCF Interface is a generic OCF Interface to support reading and setting Properties  
1599 in a Resource. The applicable methods that can be applied to a Resource are only RETRIEVE,  
1600 NOTIFY, and UPDATE. For the RETRIEVE and NOTIFY operations, the behaviour is the same as  
1601 for the "oic.if.r" OCF Interface defined in 7.6.3.7. For the UPDATE operation, read-only Properties  
1602 (i.e. Properties tagged with "readOnly=true" in the OpenAPI 2.0 definition) shall not be in the  
1603 UPDATE payload. An attempt by a Client to apply a method other than RETRIEVE, NOTIFY, or  
1604 UPDATE to a Resource shall be rejected with an error response code.

1605 For example, a "Grinder" Resource (for illustration only):

```
1606 /a/mygrinder  
1607 {  
1608   "rt": ["oic.r.grinder"],  
1609   "if": ["oic.if.rw", "oic.if.baseline"],  
1610   "coarseness": 10,  
1611   "remaining": 50  
1612 }
```

1613

1614 The read-write OCF Interface with respect to "Grinder" Resource (for illustration only):

1615 a) Retrieving the value with read-write OCF Interface

```
1616 Request: RETRIEVE /a/mygrinder?if="oic.if.rw"  
1617  
1618 Response: Content  
1619 Payload:  
1620 {  
1621   "coarseness": 10,  
1622   "remaining": 50  
1623 }  
1624  
1625
```

1626 b) Updating the value with read-write OCF Interface

```
1627 Request: UPDATE /a/mygrinder?if="oic.if.rw"  
1628 {  
1629   "coarseness": 20  
1630 }  
1631  
1632 Response: Changed  
1633 Payload:  
1634
```

```
1635 {
1636   "coarseness": 20
1637 }
```

### 1638 **7.6.3.9 Create OCF Interface**

#### 1639 **7.6.3.9.1 Overview**

1640 The create OCF Interface is used to create Resource instances in a Collection. An instance of a  
1641 Resource and the Link pointing to the Resource are created together, atomically, according to a  
1642 Client-supplied representation. The create OCF Interface name is "oic.if.create". A Collection which  
1643 exposes the "oic.if.create" OCF Interface shall expose the "rts" Property (see clause 7.8.2.8) with  
1644 all Resource Types that can be hosted with the Collection. If a Client attempts to create a Resource  
1645 Type which is not supported by the Collection, the Server shall return an appropriate error status  
1646 code, for example "Bad Request". Successful CREATE operations shall return a success code, i.e.  
1647 "Created". The IDD for all allowed Resource Types that may be created shall adhere to  
1648 Introspection for dynamic Resources (see clause 11.4).

#### 1649 **7.6.3.9.2 Data format for CREATE**

1650 The data format for the create OCF Interface is similar to the data format for the batch OCF  
1651 Interface. The create OCF Interface format consists of a set of Link Parameters and a "rep"  
1652 Parameter which contains a representation for the created Resource.

1653 The representation supplied for the Link pointing to the newly created Resource shall contain at  
1654 least the "rt" and "if" Link Parameters.

1655 The Link Parameter "p" should be included in representations supplied for all created Resources.  
1656 If the "Discoverable" bit is set, then the supplied Link representation shall be exposed in "/oic/res"  
1657 of the Device on which the Resource is being created. The Link Parameters representation in the  
1658 "/oic/res" Resource does not have to mirror the Link Parameters in the Collection of the created  
1659 Resource (e.g., "ins" Parameter).

1660 Creating a discoverable Resource is the only way to add a Link to "/oic/res".

1661 If the "p" Parameter is not included, the Server shall create the Resource using the default settings  
1662 of not discoverable, and not observable.

1663 The representation supplied for a created Resource in the value of the "rep" Parameter shall  
1664 contain all mandatory Properties required by the Resource Type to be created excluding the  
1665 Common Properties "rt" and "if" as they are already included in the create payload.

1666 Note that the "rt" and "if" Property Values are created from the supplied Link Parameters of the  
1667 Resource creation payload.

1668 If the supplied representation does not contain all of the required Properties and Link Parameters,  
1669 the Server shall return an appropriate error status code, for example "Bad Request".

1670 An example of the create OCF Interface payload is as illustrated:

```
1671 {
1672   "rt": ["oic.r.temperature"],
1673   "if": ["oic.if.a", "oic.if.baseline"],
1674   "p": {"bm": 3},
1675   "rep": {
1676     "temperature": 20
1677   }
1678 }
```

1679 The representation returned when a Resource is successfully created shall contain the "href", "if",  
1680 and "rt" Link Parameters and all other Link Parameters that were included in the CREATE operation.

1681 In addition, the "rep" Link Parameter shall include all Resource Properties as well as the "rt" and  
1682 "if" Link Parameters supplied in the CREATE operation. The Server may include additional Link  
1683 Parameters and Properties in the created Resource as required by the application-specific  
1684 Resource Type. The Server shall assign an "ins" value to each created Link and shall include the  
1685 "ins" Parameter in the representation of each created Link as illustrated in the Collection that the  
1686 Link of the created Resource was created within:

```
1687 {  
1688   "href": "/3755f3ac",  
1689   "rt": ["oic.r.temperature"],  
1690   "if": ["oic.if.a", "oic.if.baseline"],  
1691   "ins": 39724818,  
1692   "p": {"bm": 3},  
1693   "rep": {  
1694     "rt": ["oic.r.temperature"],  
1695     "if": ["oic.if.a", "oic.if.baseline"],  
1696     "temperature": 20  
1697   }  
1698 }
```

1699 The Link Parameters representation in the "/oic/res" Resource, if the created Resource is  
1700 discoverable, may not mirror exactly all the Link Parameters added in the Collection; except it shall  
1701 expose at a minimum the mandatory Properties of the Link (i.e., "rt", "if", and "href") of the created  
1702 Resource.

#### 1703 **7.6.3.9.3 Use with CREATE**

1704 The CREATE operation shall be sent to the URI of the Collection in which the Resource is to be  
1705 created. The query string "?if=oic.if.create" shall be included in all CREATE operations.

1706 The Server shall generate a URI for the created Resource and include the URI in the "href"  
1707 Parameter of the created Link.

1708 When a Server successfully completes a CREATE operation using the "oic.if.create" OCF Interface  
1709 addressing a Collection, the Server shall automatically modify the ACL Resource to provide initial  
1710 authorizations for accessing for the newly created Resource according to ISO/IEC 30118-2:2018.

1711 An example performing a CREATE operation is as illustrated:

```
1712 CREATE /scenes/scene1?if=oic.if.create  
1713 {  
1714   "rt": ["oic.r.temperature"],  
1715   "if": ["oic.if.a", "oic.if.baseline"],  
1716   "p": {"bm": 3},  
1717   "rep": {  
1718     "temperature": 20  
1719   }  
1720 }  
1721 Response: Created  
1722 Payload:  
1723 {  
1724   "href": "/3755f3ac",  
1725   "ins": 39724818,  
1726   "rt": ["oic.r.temperature"],  
1727   "if": ["oic.if.a", "oic.if.baseline"],  
1728   "p": {"bm": 3},  
1729   "rep": {  
1730     "rt": ["oic.r.temperature"],  
1731     "if": ["oic.if.a", "oic.if.baseline"],  
1732     "temperature": 20  
1733   }  
1734 }
```

#### 1735 **7.6.3.9.4 Use with UPDATE and DELETE**

1736 The UPDATE and DELETE operations are not allowed by the create OCF Interface. Attempts to  
1737 perform UPDATE or DELETE operations using the create OCF Interface shall return an appropriate  
1738 error status code, for example "Method Not Allowed", unless the UPDATE and CREATE operations  
1739 map to the same transport binding method (e.g., CoAP with the POST method). In that situation  
1740 where the UPDATE and CREATE operations map to the same transport binding method, this shall  
1741 be processed as a CREATE operation according to clause 7.6.3.9.3.

### 1742 **7.7 Resource representation**

1743 Resource representation captures the state of a Resource at a particular time. The Resource  
1744 representation is exchanged in the request and response interactions with a Resource. A Resource  
1745 representation may be used to retrieve or update the state of a Resource.

1746 The Resource representation shall not be manipulated by the data connectivity protocols and  
1747 technologies (e.g., CoAP, UDP/IP or BLE).

### 1748 **7.8 Structure**

#### 1749 **7.8.1 Introduction**

1750 In many scenarios and contexts, the Resources may have either an implicit or explicit structure  
1751 between them. This may be achieved through the use of Collection (7.8.3) and Atomic  
1752 Measurement (7.8.4) Resources.

#### 1753 **7.8.2 Resource relationships (Links)**

##### 1754 **7.8.2.1 Introduction**

1755 Resource relationships are expressed as Links. A Link is a hyperlink, which defines a typed  
1756 connection between two Resources. Hyperlinks, or web links, have the following components as  
1757 defined in IETF RFC 8288:

- 1758 – Link context (URI reference) as defined in 7.8.2.2
- 1759 – Link relation type as defined in 7.8.2.3
- 1760 – Link target (URI reference) as defined in 7.8.2.4
- 1761 – Link target attributes as defined in 7.8.2.5

1762 The Link context is the Resource with which the Link is associated. A Link is viewed as a statement  
1763 of the form "(Link context) has a (Link relation type) to a Resource at (Link target), which has (Link  
1764 target attributes)" as per IETF RFC 8288 clause 2.

1765 To paraphrase, the Link target is related to the Link context according to the Link relation type.  
1766 Additionally, the Link target attributes make semantic statements about the Link target, to identify  
1767 the content type, physical location, etc.

1768 Links conform to the definitions in IETF RFC 8288, with an example JSON serialization with  
1769 associated Link Parameters as illustrated:

```
1770 {  
1771   "anchor": "/some/ocf/resource",      // Link context, optional  
1772   "rel": ["hosts"],                  // Link relation Type, optional  
1773   "href": "/some/other/ocf/resource", // Link target, required  
1774   "p": {"bm": 3},                   // Link target attributes, optional  
1775   "if": ["oic.if.baseline"],         // Link target attributes, required  
1776   "rt": ["oic.r.sensor"]            // Link target attributes, required  
1777 }
```

1778

1779 Additional items in the Link may be made mandatory based on the use of the Links in different  
1780 contexts (e.g. in Collections, in discovery, in bridging etc.). The OpenAPI 2.0 file for the Link  
1781 payload is detailed in Annex A.

1782 Another example of a Link is as illustrated:

```
1783 {"href": "/switch", "rt": ["oic.r.switch.binary"], "if": ["oic.if.a",  
1784 "oic.if.baseline"], "p": {"bm": 3}, "rel": "item"}
```

### 1785 **7.8.2.2 Link context**

1786 The Link context is defined in the Link using the "anchor" Parameter. If the Link doesn't contain an  
1787 "anchor" Parameter, the Link context shall be the Resource from which the Link was retrieved.

### 1788 **7.8.2.3 Link relation type**

1789 The Link relation type conveys the semantics of the Link. The Link relation type is defined in the  
1790 Link using the "rel" Parameter. If the Link doesn't contain a "rel" Parameter, the Link relation type  
1791 shall be assumed to have the default value "hosts", which means that the Resource at the Link  
1792 target is "hosted" by the Resource at the Link context. The set of Link relation types to be used to  
1793 describe various relationships between Resources are as listed:

- 1794 – "hosts"
  - 1795 – The Link target points to a Resource that is hosted at the Link context. This Link relation  
1796 type indicates that the Resource is allowed to be included in the batch representations of  
1797 the Link target. This Link relation type is defined by IETF RFC 6690.
- 1798 – "self"
  - 1799 – The Link refers to the Link context, which allows a Link to describe the Resource at the Link  
1800 context, which is to say that the Link can describe the Collection or Atomic Measurement  
1801 Resource that the Link is retrieved from. The Link target points to the Link context, and the  
1802 Link target attributes describe the Link context. This Link relation type is defined by  
1803 IETF RFC 4287.
- 1804 – "item"
  - 1805 – The Link target points to a Resource that is a member of the Collection or Atomic  
1806 Measurement at the Link context, which might not specifically be hosted by the Collection  
1807 or Atomic Measurement Resource, and is allowed to be contained in batch representations  
1808 of the Collection or Atomic Measurement. An example is using "rel": "item" to declare that  
1809 the Properties of the Collection or Atomic Measurement Resource itself should be included  
1810 in a batch representation of the Collection or Atomic Measurement. This Link relation type  
1811 is defined by IETF RFC 6573.

1812 All of these Link relation types are registered in the IANA Registry for Link relations types defined  
1813 in IANA Link Relations. Other Link relation types may be included in Links, provided that they  
1814 conform to the requirements in IETF RFC 8288. Other Link relation types may be defined for  
1815 features contained in other specifications and may not be included in what is defined in this clause.  
1816 The presence of Link relation types not defined in this document does not affect the processing of  
1817 Link relation types defined in this document.

1818 When there is more than one Link relation type value in a Link, all of the values apply to describe  
1819 the relationship between the Link context and the Link target. A Link with multiple Link relation type  
1820 values is equivalent to a set of Links having the same Link context and Link target, each having  
1821 one of the Link relation values.

### 1822 **7.8.2.4 Link target**

1823 The Link target is a URI reference to a Resource using the "href" Parameter.

1824 **7.8.2.5 Parameters for Link target attributes**

1825 **7.8.2.5.1 Introduction**

1826 Link target attributes are specialisations of Link Parameters. Table 10 lists all the Link target  
1827 attributes defined in this document.

1828 **Table 10 – Link target attributes list**

Parameter title	Parameter name	Mandatory	Description
Device ID	"di"	No	Defined in clause 7.8.2.5.5
OCF Endpoint information	"eps"	No	Defined in clause 7.8.2.5.6
OCF Interface	"if"	Yes	Defined in clause 7.6
Link instance	"ins"	No	Defined in clause 7.8.2.5.2
Policy	"p"	No	Defined in clause 7.8.2.5.3
Resource Type	"rt"	Yes	Defined in clause 7.4
Media type	"type"	No	Defined in clause 7.8.2.5.4
Position description Semantic Tag	"tag-pos-desc"	No	Defined in clause 11.5.2.1.2
Relative position Semantic Tag	"tag-pos-pos"	No	Defined in clause 11.5.2.1.3
Function description Semantic Tag	"tag-func-desc"	No	Defined in clause 11.5.2.2.2

1829 Note: Other Link target attributes may to defined for features in other specifications and may not be included in this table.

1830 **7.8.2.5.2 "ins" or Link instance Parameter**

1831 The "ins" Parameter identifies a particular Link instance in a list of Links. The "ins" Parameter may  
1832 be used to modify or delete a specific Link in a list of Links. The value of the "ins" Parameter is set  
1833 at instantiation of the Link by the OCF Device (Server) that is hosting the list of Links – once it has  
1834 been set, the "ins" Parameter shall not be modified for as long as the Link is a member of that list.

1835 **7.8.2.5.3 "p" or policy Parameter**

1836 The policy Parameter defines various rules for correctly accessing a Resource referenced by a  
1837 target URI. The policy rules are configured by a set of key-value pairs.

1838 The policy Parameter "p" is defined by:

- 1839 – "bm" key: The "bm" key corresponds to an integer value that is interpreted as an 8-bit bitmask.  
1840 Each bit in the bitmask corresponds to a specific policy rule. The rules are specified for "bm" in  
1841 Table 11:

1842 **Table 11 – "bm" Property definition**

Bit Position	Policy rule	Comment
Bit 0 (the LSB)	discoverable	The discoverable rule defines whether the Link is to be included in the Resource discovery message via "/oic/res". If the Link is to be included in the Resource discovery message, then "p" shall include the "bm" key and set the discoverable bit to value 1.



		If the Link is NOT to be included in the Resource discovery message, then "p" shall either include the "bm" key and set the discoverable bit to value 0 or omit the "bm" key entirely.
Bit 1 (2 <sup>nd</sup> LSB)	observable	The Observable rule defines whether the Resource referenced by the target URI supports the NOTIFY operation. With the self-link, i.e. the Link with "rel" value of "self", "/oic/res" can have a Link with the target URI of "/oic/res" and indicate itself Observable. The "self" is defined by IETF RFC 4287 and registered in the IANA Registry for "rel" value defined at IANA Link Relations.  If the Resource supports the NOTIFY operation, then "p" shall include the "bm" key and set the Observable bit to value 1.  If the Resource does NOT support the NOTIFY operation, then "p" shall either include the "bm" key and set the Observable bit to value 0 or omit the "bm" key entirely.
Bits 2-7	--	Reserved for future use. All reserved bits in "bm" shall be set to value 0.

1843

1844 NOTE If all the bits in "bm" are defined to value 0, then the "bm" key may be omitted entirely from "p" as an efficiency  
1845 measure. However, if any bit is set to value 1, then "bm" shall be included in "p" and all the bits shall be defined  
1846 appropriately.

- 1847 – In a payload sent in response to a request that includes an OCF-Accept-Content-Format-  
1848 Version option the "eps" Parameter shall provide the information for an encrypted connection.
- 1849 – Note that access to the Resource is controlled by the ACL for the Resource. A successful  
1850 encrypted connection does not ensure that the requested action will succeed. See  
1851 ISO/IEC 30118-2:2018 clause 12 for more information.

1852 This shows the policy Parameter for a Resource that is discoverable but not Observable.

1853 "p": {"bm": 1}

1854 This shows a self-link, i.e. the "/oic/res" Link in itself that is discoverable and Observable.

```
1855 {
1856   "href": "/oic/res",
1857   "rel": "self",
1858   "rt": ["oic.wk.res"],
1859   "if": ["oic.if.ll", "oic.if.baseline"],
1860   "p": {"bm": 3}
1861 }
```

1862 **7.8.2.5.4 "type" or media type Parameter**

1863 The "type" Parameter may be used to specify the various media types that are supported by a  
1864 specific target Resource. The default type of "application/vnd.ocf+cbor" shall be used when the  
1865 "type" element is omitted. Once a Client discovers this information for each Resource, it may use  
1866 one of the available representations in the appropriate header field of the Request or Response.

1867 **7.8.2.5.5 "di" or Device ID Parameter**

1868 The "di" Parameter specifies the Device ID of the Device that hosts the target Resource defined in  
1869 the in the "href" Parameter.

1870 The Device ID may be used to qualify a relative reference used in the "href" or to lookup OCF  
1871 Endpoint information for the relative reference.

1872 **7.8.2.5.6 "eps" Parameter**

1873 The "eps" Parameter indicates the OCF Endpoint information of the target Resource.

1874 "eps" shall have as its value an array of items and each item represents OCF Endpoint information  
1875 with "ep" and "pri" as specified in 10.2. "ep" is mandatory but "pri" is optional.

1876 This is an example of "eps" with multiple OCF Endpoints.

```
1877 "eps": [  
1878   {"ep": "coap://[fe80::b1d6]:1111", "pri": 2},  
1879   {"ep": "coaps://[fe80::b1d6]:1122"},  
1880   {"ep": "coap+tcp://[2001:db8:a::123]:2222", "pri": 3}  
1881 ]
```

1882 When "eps" is present in a link, the OCF Endpoint information in "eps" can be used to access the  
1883 target Resource referred by the "href" Parameter.

1884 Note that the type of OCF Endpoint – Secure or Unsecure – that a Resource exposes merely  
1885 determines the connection type(s) guaranteed to be available for sending requests to the Resource.  
1886 For example, if a Resource only exposes a single CoAP "ep", it does not guarantee that the  
1887 Resource cannot also be accessed via a Secure OCF Endpoint (e.g. via a CoAPS "ep" from another  
1888 Resource's "eps information). Nor does exposing a given type of OCF Endpoint ensure that access  
1889 to the Resource will be granted using the "ep" information. Whether requests to the Resource are  
1890 granted or denied by the Access Control layer is separate from the "eps" information, and is  
1891 determined by the configuration of the /acl2 Resource (see ISO/IEC 30118-2:2018 clause 13.5.3  
1892 for details).

1893 When present, max-age information (e.g. Max-Age option for CoAP defined in IETF RFC 7252)  
1894 determines the maximum time "eps" values may be cached before they are considered stale.

#### 1895 **7.8.2.6 Formatting**

1896 When formatting in JSON, the list of Links shall be an array.

#### 1897 **7.8.2.7 List of Links in a Collection**

1898 A Resource that exposes one or more Properties that are defined to be an array of Links where  
1899 each Link can be discretely accessed is a Collection. The Property Name "links" is recommended  
1900 for such an array of Links.

1901 This is an example of a Resource with a list of Links.

```
1902 /Room1  
1903 {  
1904   "rt": ["oic.wk.col"],  
1905   "if": ["oic.if.ll", "oic.if.baseline" ],  
1906   "color": "blue",  
1907   "links":  
1908   [  
1909     {  
1910       "href": "/switch",  
1911       "rt": ["oic.r.switch.binary"],  
1912       "if": [ "oic.if.a", "oic.if.baseline" ],  
1913       "p": {"bm": 3}  
1914     },  
1915     {  
1916       "href": "/brightness",  
1917       "rt": ["oic.r.light.brightness"],  
1918       "if": [ "oic.if.a", "oic.if.baseline" ],  
1919       "p": {"bm": 3}  
1920     }  
1921   ]  
1922 }
```

1923 **7.8.2.8 Properties describing an array of Links**

1924 If a Resource Type that defines an array of Links (e.g. Collections, Atomic Measurements) has  
 1925 restrictions on the "rt" values that can be within the array of Links, the Resource Type will define  
 1926 the "rts" Property. The "rts" Property as defined in Table 12 will include all "rt" values allowed for  
 1927 all Links in the array. If the Resource Type does not define the "rts" Property or the "rts" Property  
 1928 is an empty array, then any "rt" value is permitted in the array of Links.

1929 For all instances of a Resource Type that defines the "rts" Property, the "rt" Link Parameter in  
 1930 every Link in the array of Links shall be one of the "rt" values that is included in the "rts"  
 1931 Property.

1932 **Table 12 – Resource Types Property definition**

Property title	Property name	Value type	Value rule	Unit	Access mode	Mandatory	Description
<b>Resource Types</b>	"rts"	"array"	Array of strings, conveying Resource Type IDs	N/A	R	No	An array of Resource Types that are supported within an array of Links exposed by a Resource.

1933

1934 If a Resource Type that defines an array of Links has "rt" values which are required to be in the  
 1935 array, the Resource Type will define the "rts-m" Property, as defined in Table 13, which will contain  
 1936 all of the "rt" values that are required to be in the array of Links. If "rts-m" is defined, and "rts" is  
 1937 defined and is not an empty array, then the "rt" values present in "rts-m" will be part of the values  
 1938 present in "rts". Moreover, if the "rts-m" Property is defined, it shall be mandated (i.e. included in  
 1939 the "required" field of a JSON definition) in the Resource definition and Introspection Device Data  
 1940 (see 11.4).

1941 For all instances of a Resource Type that defines the "rts-m" Property, there shall be at least one  
 1942 Link in the array of Links corresponding to each one of the "rt" values in the "rts-m" Property; for  
 1943 all such Links the "rt" Link Parameter shall contain at least one of the "rt" values in the "rts-m"  
 1944 Property.

1945 **Table 13 – Mandatory Resource Types Property definition**

Property title	Property name	Value type	Value rule	Unit	Access mode	Mandatory	Description
<b>Mandatory Resource Types</b>	"rts-m"	"array"	Array of strings, conveying Resource Type IDs	N/A	R	No	An array of Resource Types that are mandatory to be exposed within an array of Links exposed by a Resource.

1946

1947 **7.8.3 Collections**

1948 **7.8.3.1 Overview**

1949 A Resource that contains one or more references (specified as Links) to other Resources is a  
 1950 Collection. These references may be related to each other or just be a list; the Collection provides  
 1951 a means to refer to this set of references with a single handle (i.e. the URI). A simple Resource is  
 1952 kept distinct from a Collection. Any Resource may be turned into a Collection by binding Resource  
 1953 references as Links. Collections may be used for creating, defining or specifying hierarchies,  
 1954 indexes, groups, and so on.

1955 A Collection shall have at least one Resource Type and at least one OCF Interface bound at all  
1956 times during its lifetime. During creation time of a Collection the Resource Type and OCF Interfaces  
1957 are specified. The initial defined Resource Types and OCF Interfaces may be updated during its  
1958 life time. These initial values may be overridden using mechanism used for overriding in the case  
1959 of a Resource. Additional Resource Types and OCF Interfaces may be bound to the Collection at  
1960 creation or later during the lifecycle of the Collection.

1961 A Collection shall define a Property that is an array with zero or more Links. The target URIs in the  
1962 Links may reference another Collection or another Resource. The referenced Collection or  
1963 Resource may reside on the same Device as the Collection that includes that Link (called a local  
1964 reference) or may reside on another Device (called a remote reference). The context URI of the  
1965 Links in the array shall (implicitly) be the Collection that contains that Property. The (implicit)  
1966 context URI may be overridden with explicit specification of the "anchor" Parameter in the Link  
1967 where the value of "anchor" is the new base of the Link.

1968 A Resource may be referenced in more than one Collection, therefore, a unique parent-child  
1969 relationship is not guaranteed. There is no pre-defined relationship between a Collection and the  
1970 Resource referenced in the Collection, i.e., the application may use Collections to represent a  
1971 relationship but none is automatically implied or defined. The lifecycles of the Collection and the  
1972 referenced Resource are also independent of one another.

1973 In the following example a Property "links" represents the list of Links in a Collection. The "links"  
1974 Property has, as its value, an array of items and each item is a Link.

```
1975 /my/house ← This is IRI/URI of the Resource
1976 {
1977   "rt": ["my.r.house"], ← This and the next 3 lines are the Properties of the
1978 Resource.
1979   "color": "blue",
1980   "n": "myhouse",
1981   "links": [
1982     { ← This and the next 4 lines are the Parameters of a Link
1983       "href": "/door",
1984       "rt": ["oic.r.door"],
1985       "if": ["oic.if.a", "oic.if.baseline"]
1986     },
1987
1988     {
1989       "href": "/door/lock.status",
1990       "rt": ["oic.r.lock"],
1991       "if": ["oic.if.a", "oic.if.baseline"]
1992     },
1993
1994     {
1995       "href": "/light",
1996       "rt": ["oic.r.light"],
1997       "if": ["oic.if.s", "oic.if.baseline"]
1998     },
1999
2000     {
2001       "href": "/binarySwitch",
2002       "rt": ["oic.r.switch.binary"],
2003       "if": ["oic.if.a", "oic.if.baseline"]
2004     }
2005   ]
2006 }
2007 }
```

2008 A Collection may be:

- 2009 – A pre-defined Collection where the Collection has been defined a priori and the Collection is  
2010 static over its lifetime. Such Collections may be used to model, for example, an appliance that  
2011 is composed of other Devices or fixed set of Resources representing fixed functions.
- 2012 – A Device local Collection where the Collection is used only on the Device that hosts the  
2013 Collection. Such Collections may be used as a short-hand on a Client for referring to many  
2014 Servers as one.
- 2015 – A centralized Collection where the Collection is hosted on a Device but other Devices may  
2016 access or update the Collection.
- 2017 – A hosted Collection where the Collection is centralized but is managed by an authorized agent  
2018 or party.

2019 **7.8.3.2 Collection Properties**

2020 A Collection shall define a Property that is an array of Links (the Property Name "links" is  
2021 recommended). In addition, other Properties may be defined for the Collection by the Resource  
2022 Type. The mandatory and recommended Common Properties for a Collection are shown in Table 14.  
2023 This list of Common Properties is in addition to those defined for Resources in 7.3.2.

2024 **Table 14 – Common Properties for Collections (in addition to Common Properties defined**  
2025 **in 7.3.2)**

Property	Description	Property Name	Value Type	Mandatory
<b>Links</b>	The array of Links in the Collection	Per Resource Type definition	json Array of Links	Yes
<b>Resource Types</b>	The list of allowed Resource Types for Links in the Collection.  If this Property is not defined or is null string then any Resource Type is permitted	As defined in Table 12	As defined in Table 12	No
<b>Mandatory Resource Types</b>	The list of Resource Types for Links that are mandatory in the Collection.	As defined in Table 13	As defined in Table 13	No

2026

2027 **7.8.3.3 Default Resource Type**

2028 A default Resource Type, "oic.wk.col", is available for Collections. This Resource Type shall be  
2029 used only when another type has not been defined on the Collection or when no Resource Type  
2030 has been specified at the creation of the Collection.

2031 The default Resource Type provides support for the Common Properties including an array of Links  
2032 with the Property Name "links".

2033 **7.8.3.4 Default OCF Interface**

2034 All instances of a Collection shall support the links list ("oic.if.ll") OCF Interface in addition to the  
2035 baseline ("oic.if.baseline") OCF Interface. An instance of a Collection may optionally support  
2036 additional OCF Interfaces that are defined within this document. The Default OCF Interface for a  
2037 Collection shall be links list ("oic.if.ll") unless otherwise specified by the Resource Type definition.

2038 **7.8.4 Atomic Measurement**

2039 **7.8.4.1 Overview**

2040 Certain use cases require that the Properties of multiple Resources are only accessible as a group  
2041 and individual access to those Properties of each Resource by a Client is prohibited. The Atomic  
2042 Measurement Resource Type is defined to meet this requirement. This is accomplished through  
2043 the use of the Batch OCF Interface.

2044 **7.8.4.2 Atomic Measurement Properties**

2045 An Atomic Measurement shall define a Property that is an array of Links (the Property Name "links"  
2046 is recommended). In addition, other Properties may be defined for the Atomic Measurement by the  
2047 Resource Type. The mandatory and recommended Common Properties for an Atomic  
2048 Measurement are shown in Table 15. This list of Common Properties is in addition to those defined  
2049 for Resources in 7.3.2.

2050 **Table 15 – Common Properties for Atomic Measurement (in addition to Common Properties**  
2051 **defined in 7.3.2)**

Property	Description	Property Name	Value Type	Mandatory
<b>Links</b>	The array of Links in the Atomic Measurement	Per Resource Type definition	json Array of Links	Yes
<b>Resource Types</b>	The list of allowed Resource Types for Links in the Atomic Measurement.  If this Property is not defined or is null string then any Resource Type is permitted	As defined in Table 12	As defined in Table 12	No
<b>Mandatory Resource Types</b>	The list of Resource Types for Links that are mandatory in the Atomic Measurement.	As defined in Table 13	As defined in Table 13	No

2052

2053 **7.8.4.3 Normative behaviour**

2054 The normative behaviour of an Atomic Measurement is as follows:

- 2055 – The behaviour of the Batch OCF Interface ("oic.if.b") on the Atomic Measurement is defined as  
2056 follows:
  - 2057 – Only RETRIEVE and NOTIFY operations are supported, for Batch OCF Interface, on Atomic  
2058 Measurement; the behavior of the RETRIEVE and NOTIFY operations shall be the same as  
2059 specified in 7.6.3.4, with exceptions as provided for in 7.8.4.3.
  - 2060 – The UPDATE operation is not allowed, for Batch OCF Interface, on Atomic Measurement; if  
2061 an UPDATE operation is received, it shall result in a method not allowed error code.
  - 2062 – An error response shall not include any representation of a linked Resource (i.e. empty  
2063 response for all linked Resources).
- 2064 – Any linked Resource within an Atomic Measurement (i.e. the target Resource of a Link in an  
2065 Atomic Measurement) is subject to the following conditions:
  - 2066 – Linked Resources within an Atomic Measurement and the Atomic Measurement itself shall  
2067 exist on a single Server.

- 2068 – CRUDN operations shall not be allowed on linked Resources and shall result in a forbidden  
2069 error code.
- 2070 – Linked Resources shall not expose the "oic.if.ll" OCF Interface. Since CRUDN operations  
2071 are not allowed on linked Resources, the "oic.if.ll" OCF Interface would never be accessible.
- 2072 – Links to linked Resources in an Atomic Measurement shall only be accessible through the  
2073 "oic.if.ll" or the "oic.if.baseline" OCF Interfaces of an Atomic Measurement.
- 2074 – The linked Resources shall not be listed in "/oic/res".
- 2075 – A linked Resource in an Atomic Measurement shall have defined one of "oic.if.a", "oic.if.s",  
2076 "oic.if.r", or "oic.if.rw" as its Default OCF Interface.
- 2077 – Not all linked Resources in an Atomic Measurement are required to be Observable. If an Atomic  
2078 Measurement is being Observed using the "oic.if.b" OCF Interface, notification responses shall  
2079 not be generated when the linked Resources which are not marked Observable are updated or  
2080 change state.
- 2081 – All linked Resources in an Atomic Measurement shall be included in every RETRIEVE and  
2082 Observe response when using the "oic.if.b" OCF Interface.
- 2083 – An Atomic Measurement shall support the "oic.if.b" and the "oic.if.ll" OCF Interfaces.
- 2084 – Filtering of linked Resources in an Atomic Measurement is not allowed. Query parameters that  
2085 select one or more individual linked Resources in a request to an Atomic Measurement shall  
2086 result in a "forbidden" error code.
- 2087 – If the "rel" Link Parameter is included in a Link contained in an Atomic Measurement, it shall  
2088 have either the "hosts" or the "item" value.
- 2089 – The Default OCF Interface of an Atomic Measurement is "oic.if.b".

2090 **7.8.4.4 Security considerations**

2091 Access rights to an Atomic Measurement Resource Type is as specified in clause 12.2.7.2 (ACL  
2092 considerations for batch request to the Atomic Measurement Resource Type) of ISO/IEC 30118-  
2093 2:2018).

2094 **7.8.4.5 Default Resource Type**

2095 The Resource Type is defined as "oic.wk.atomicmeasurement" as defined in Table 16.

2096 **Table 16 – Atomic Measurement Resource Type**

Pre-defined URI	Resource Type Title	Resource Type ID ("rt" value)	OCF Interfaces	Description	Related Functional Interaction	M/CR/O
none	Atomic Measurement	"oic.wk.atomicmeasurement"	"oic.if.ll" "oic.if.baseline" "oic.if.b"	A specialisation of the Collection pattern to ensure atomic RETRIEVAL of its referred Resources	RETRIEVE, NOTIFY	O

2097

2098 The Properties for Atomic Measurement are as defined in Table 17.

2099 **Table 17 – Properties for Atomic Measurement (in addition to Common Properties defined  
2100 in 7.3.2)**

Property	Description	Property name	Value Type	Mandatory
Links	The set of links that point to the linked Resources	Per Resource Type definition	json Array of Links	Yes

2101

## 2102 **7.9 Query Parameters**

### 2103 **7.9.1 Introduction**

2104 Properties and Parameters (including those that are part of a Link) may be used in the query part  
2105 of a URI (see 6.2.2) as one criterion for selection of a particular Resource. This is done by declaring  
2106 the Property (i.e. <Property Name> = <desired Property Value>) as one of the segments of the  
2107 query. Only ASCII strings are permitted in query filters, and NULL characters are disallowed in  
2108 query filters. This means that only Property Values with ASCII characters may be matched in a  
2109 query filter.

2110 The Resource is selected when all the declared Properties or Link Parameters in the query match  
2111 the corresponding Properties or Link Parameters in the target.

### 2112 **7.9.2 Use of multiple parameters within a query**

2113 When a query contains multiple separate query parameters these are delimited by an "&" as  
2114 described in 6.2.2.

2115 A Client may apply multiple separate query parameters, for  
2116 example "?ins=11111&rt=oic.r.switch.binary". If such queries are supported by the Server this shall  
2117 be accomplished by matching "all of" the different query parameter types ("rt", "ins", "if", etc)  
2118 against the target of the query. In the example, this resolves to an instance of oic.r.switch.binary  
2119 that also has an "ins" populated as "11111". There is no significance applied to the order of the  
2120 query parameters.

2121 A Client may select more than one Resource Type using repeated query parameters, for example  
2122 "?rt=oic.r.switch.binary&rt=oic.r.ramptime". If such queries are supported by the Server this shall  
2123 be accomplished by matching "any of" the repeated query parameters against the target of the  
2124 query. In the example, any instances of "oic.r.switch.binary" and/or "oic.r.ramptime" that may exist  
2125 are selected.

2126 A Client may combine both multiple repeated parameters and multiple separate parameters in a  
2127 single query, for example "?if=oic.if.b&ins=11111&rt=oic.r.switch.binary&rt=oic.r.ramptime". If  
2128 such queries are supported by the Server this shall be accomplished by matching "any of" the  
2129 repeated query parameters and then matching "all of" the different query parameter types. In the  
2130 example any instances of "oic.r.switch.binary" and/or "oic.r.ramptime" that also have an "ins" of  
2131 "11111" that may exist are selected in a batch response.

2132 NOTE The parameters within a query string are represented within the actual messaging protocol as defined in clause  
2133 11.5.

### 2134 **7.9.3 Application to multi-value "rt" Resources**

2135 An "rt" query for a multi-value "rt" Resource with the Default OCF Interface of "oic.if.a", "oic.if.s",  
2136 "oic.if.r", "oic.if.rw" or "oic.if.baseline" is an extension of a generic "rt" query. When a Server  
2137 receives a RETRIEVE request for a multi-value "rt" Resource with an "rt" query, (i.e. GET  
2138 /ResExample?rt=oic.r.foo), the Server should respond only when the query value is an item of the  
2139 "rt" Property Value of the target Resource and should send back only the Properties associated  
2140 with the query value(s). For example, upon receiving GET /ResExample?rt=oic.r.switch.binary  
2141 targeting a Resource with "rt": ["oic.r.switch.binary", "oic.r.light.brightness"], the Server responds  
2142 with only the Properties of oic.r.switch.binary.

### 2143 **7.9.4 OCF Interface specific considerations for queries**

#### 2144 **7.9.4.1 OCF Interface selection**

2145 When an OCF Interface is to be selected for a request, it shall be specified as a query parameter  
2146 in the URI of the Resource in the request message. If no query parameter is specified, then the



2147 Default OCF Interface shall be used. If the selected OCF Interface is not one of the permitted OCF  
 2148 Interfaces on the Resource then selecting that OCF Interface is an error and the Server shall  
 2149 respond with an error response code.

2150 For example, the baseline OCF Interface may be selected by adding "if=oic.if.baseline" to the list  
 2151 of query parameters in the URI of the target Resource. For example: "GET  
 2152 /oic/res?if=oic.if.baseline".

2153 **7.9.4.2 Batch OCF Interface**

2154 See 7.6.3.4 for details on the batch OCF Interface itself. Query parameters may be used with the  
 2155 batch OCF Interface in order to select particular Resources in a Collection for retrieval or update;  
 2156 these parameters are used to select items in the Collection by matching Link Parameter Values.

2157 When Link selection query parameters are used with RETRIEVE operations applied using the batch  
 2158 OCF Interface, only the Resources in the Collection with matching Link Parameters should be  
 2159 returned.

2160 When Link selection query parameters are used with UPDATE operations applied using the batch  
 2161 OCF Interface, only the Resources having matching Link Parameters should be updated.

2162 See 7.6.3.4.5 for examples of RETRIEVE and UPDATE operations that use Link selection query  
 2163 parameters.

2164 **8 CRUDN**

2165 **8.1 Overview**

2166 CREATE, RETRIEVE, UPDATE, DELETE, and NOTIFY (CRUDN) are operations defined for  
 2167 manipulating Resources. These operations are performed by a Client on the Resources contained  
 2168 in n Server.

2169 On reception of a valid CRUDN operation a Server hosting the Resource that is the target of the  
 2170 request shall generate a response depending on the OCF Interface included in the request; or  
 2171 based on the Default OCF Interface for the Resource Type if no OCF Interface is included.

2172 CRUDN operations utilize a set of parameters that are carried in the messages and are defined in  
 2173 Table 18. A Device shall use CBOR as the default payload (content) encoding scheme for Resource  
 2174 representations included in CRUDN operations and operation responses; a Device may negotiate  
 2175 a different payload encoding scheme (e.g, see in 12.2.4 for CoAP messaging). Clauses 8.2 through  
 2176 8.6 respectively specify the CRUDN operations and use of the parameters. The type definitions for  
 2177 these terms will be mapped in the clause 11.5 for each protocol.

2178 **Table 18 – Parameters of CRUDN messages**

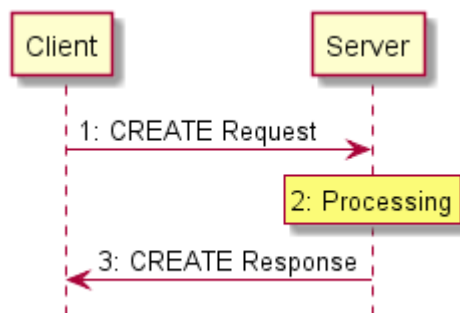
Applicability	Name	Denotation	Definition
All messages	<i>fr</i>	From	The URI of the message originator.
	<i>to</i>	To	The URI of the recipient of the message.
	<i>ri</i>	Request Identifier	The identifier that uniquely identifies the message in the originator and the recipient.
	<i>cn</i>	Content	Information specific to the operation.
Requests	<i>op</i>	Operation	Specific operation requested to be performed by the Server.
	<i>obs</i>	Observe	Indicator for an Observe request.
Responses	<i>rs</i>	Response Code	Indicator of the result of the request; whether it was accepted and what the conclusion of the operation was.

			The values of the response code for CRUDN operations shall conform to those as defined in clause 5.9 and 12.1.2 in IETF RFC 7252.
	<i>obs</i>	Observe	Indicator for an Observe response.

2179 **8.2 CREATE**

2180 **8.2.1 Overview**

2181 The CREATE operation is used to request the creation of new Resources on the Server. The  
 2182 CREATE operation is initiated by the Client and consists of three steps, as depicted in Figure 5.



2183

2184 **Figure 5 – CREATE operation**

2185 **8.2.2 CREATE request**

2186 The CREATE request message is transmitted by the Client to the Server to create a new Resource  
 2187 by the Server. The CREATE request message will carry the following parameters:

- 2188 – *fr*: Unique identifier of the Client
- 2189 – *to*: URI of the target Resource responsible for creation of the new Resource.
- 2190 – *ri*: Identifier of the CREATE request.
- 2191 – *cn*: Information of the Resource to be created by the Server.
- 2192 – *cn* will include the URI and Resource Type Property of the Resource to be created.
- 2193 – *cn* may include additional Properties of the Resource to be created.
- 2194 – *op*: CREATE

2195 **8.2.3 Processing by the Server**

2196 Following the receipt of a CREATE request, the Server may validate if the Client has the  
 2197 appropriate rights for creating the requested Resource. If the validation is successful, the Server  
 2198 creates the requested Resource. The Server caches the value of *ri* parameter in the CREATE  
 2199 request for inclusion in the CREATE response message.

2200 **8.2.4 CREATE response**

2201 The Server shall transmit a CREATE response message in response to a CREATE request  
 2202 message from a Client. The CREATE response message will include the following parameters:

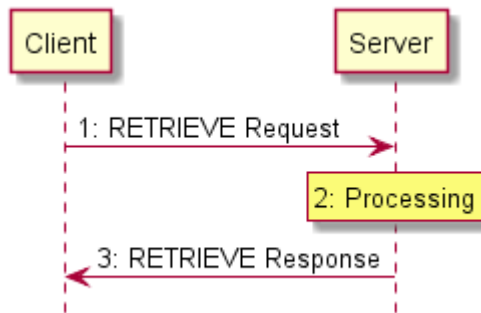
- 2203 – *fr*: Unique identifier of the Server
- 2204 – *to*: Unique identifier of the Client
- 2205 – *ri*: Identifier included in the CREATE request
- 2206 – *cn*: Information of the Resource as created by the Server.
- 2207 – *cn* will include the URI of the created Resource.

- 2208 – *cn* will include the Resource representation of the created Resource.
- 2209 – *rs*: The result of the CREATE operation.

## 2210 8.3 RETRIEVE

### 2211 8.3.1 Overview

2212 The RETRIEVE operation is used to request the current state or representation of a Resource. The  
 2213 RETRIEVE operation is initiated by the Client and consists of three steps, as depicted in Figure 6.



2214

2215

**Figure 6 – RETRIEVE operation**

### 2216 8.3.2 RETRIEVE request

2217 RETRIEVE request message is transmitted by the Client to the Server to request the representation  
 2218 of a Resource from a Server. The RETRIEVE request message will carry the following parameters:

- 2219 – *fr*: Unique identifier of the Client.
- 2220 – *to*: URI of the Resource the Client is targeting.
- 2221 – *ri*: Identifier of the RETRIEVE request.
- 2222 – *op*: RETRIEVE.

### 2223 8.3.3 Processing by the Server

2224 Following the receipt of a RETRIEVE request, the Server may validate if the Client has the  
 2225 appropriate rights for retrieving the requested data and the Properties are readable. The Server  
 2226 caches the value of *ri* parameter in the RETRIEVE request for use in the response

### 2227 8.3.4 RETRIEVE response

2228 The Server shall transmit a RETRIEVE response message in response to a RETRIEVE request  
 2229 message from a Client. The RETRIEVE response message will include the following parameters:

- 2230 – *fr*: Unique identifier of the Server.
- 2231 – *to*: Unique identifier of the Client.
- 2232 – *ri*: Identifier included in the RETRIEVE request.
- 2233 – *cn*: Information of the Resource as requested by the Client.
  - 2234 – *cn* should include the URI of the Resource targeted in the RETRIEVE request.
- 2235 – *rs*: The result of the RETRIEVE operation.

## 2236 8.4 UPDATE

### 2237 8.4.1 Overview

2238 The UPDATE operation is either a Partial UPDATE or a complete replacement of the information  
 2239 in a Resource in conjunction with the OCF Interface that is also applied to the operation. The  
 2240 UPDATE operation is initiated by the Client and consists of three steps, as depicted in Figure 7.

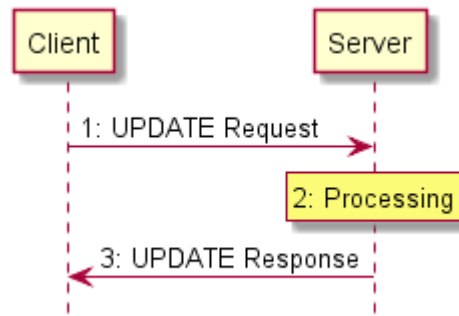


Figure 7 – UPDATE operation

2241

2242

2243 **8.4.2 UPDATE request**

2244 The UPDATE request message is transmitted by the Client to the Server to request the update of  
 2245 information of a Resource on the Server. The UPDATE request message will carry the following  
 2246 parameters:

- 2247 – *fr*: Unique identifier of the Client.
- 2248 – *to*: URI of the Resource targeted for the information update.
- 2249 – *ri*: Identifier of the UPDATE request.
- 2250 – *op*: UPDATE.
- 2251 – *cn*: Information, including Properties, of the Resource to be updated at the target Resource.

2252 **8.4.3 Processing by the Server**

2253 **8.4.3.1 Overview**

2254 Following the receipt of an UPDATE request, the Server may validate if the Client has the  
 2255 appropriate rights for updating the requested data. If the validation is successful the Server updates  
 2256 the target Resource information according to the information carried in *cn* parameter of the  
 2257 UPDATE request message. The Server caches the value of *ri* parameter in the UPDATE request  
 2258 for use in the response.

2259 An UPDATE request that includes Properties that are read-only shall be rejected by the Server with  
 2260 an *rs* indicating a bad request.

2261 An UPDATE request shall be applied only to the Properties in the target Resource visible via the  
 2262 applied OCF Interface that support the operation. An UPDATE of non-existent Properties is ignored.

2263 An UPDATE request shall be applied to the Properties in the target Resource even if those Property  
 2264 Values are the same as the values currently exposed by the target Resource.

2265 **8.4.3.2 Resource monitoring by the Server**

2266 The Server shall monitor the state the Resource identified in the Observe request from the Client.  
 2267 Anytime there is a change in the state of the Observed Resource or an UPDATE operation applied  
 2268 to the Resource, the Server sends another RETRIEVE response with the Observe indication. The  
 2269 mechanism does not allow the Client to specify any bounds or limits which trigger a notification,  
 2270 the decision is left entirely to the Server.

2271 **8.4.3.3 Additional RETRIEVE responses with Observe indication**

2272 The Server shall transmit updated RETRIEVE response messages following Observed changes in  
 2273 the state of the Resources requested by the Client. The RETRIEVE response message shall include  
 2274 the parameters listed in 11.3.2.4.

2275 **8.4.4 UPDATE response**

2276 The UPDATE response message will include the following parameters:

- 2277 – *fr*: Unique identifier of the Server.
- 2278 – *to*: Unique identifier of the Client.
- 2279 – *ri*: Identifier included in the UPDATE request.
- 2280 – *rs*: The result of the UPDATE request.

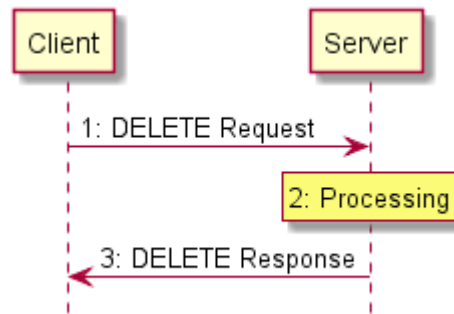
2281 The UPDATE response message may also include the following parameters:

- 2282 – *cn*: The Resource representation following processing of the UPDATE request.

2283 **8.5 DELETE**

2284 **8.5.1 Overview**

2285 The DELETE operation is used to request the removal of a Resource. The DELETE operation is  
2286 initiated by the Client and consists of three steps, as depicted in Figure 8.



2287

2288

**Figure 8 – DELETE operation**

2289 **8.5.2 DELETE request**

2290 DELETE request message is transmitted by the Client to the Server to delete a Resource on the  
2291 Server. The DELETE request message will carry the following parameters:

- 2292 – *fr*: Unique identifier of the Client.
- 2293 – *to*: URI of the target Resource which is the target of deletion.
- 2294 – *ri*: Identifier of the DELETE request.
- 2295 – *op*: DELETE.

2296 **8.5.3 Processing by the Server**

2297 Following the receipt of a DELETE request, the Server may validate if the Client has the appropriate  
2298 rights for deleting the identified Resource, and whether the identified Resource exists. If the  
2299 validation is successful, the Server removes the requested Resource and deletes all the associated  
2300 information. The Server caches the value of *ri* parameter in the DELETE request for use in the  
2301 response.

2302 **8.5.4 DELETE response**

2303 The Server shall transmit a DELETE response message in response to a DELETE request message  
2304 from a Client. The DELETE response message will include the following parameters:

- 2305 – *fr*: Unique identifier of the Server.
- 2306 – *to*: Unique identifier of the Client.

2307 – *ri*: Identifier included in the DELETE request.

2308 – *rs*: The result of the DELETE operation.

## 2309 **8.6 NOTIFY**

### 2310 **8.6.1 Overview**

2311 The NOTIFY operation is used to request asynchronous notification of state changes. Complete  
2312 description of the NOTIFY operation is provided in 11.3. The NOTIFY operation uses the  
2313 NOTIFICATION response message which is defined here.

### 2314 **8.6.2 NOTIFICATION response**

2315 The NOTIFICATION response message is sent by a Server to notify the URLs identified by the  
2316 Client of a state change. The NOTIFICATION response message carries the following parameters:

2317 – *fr*: Unique identifier of the Server.

2318 – *to*: URI of the Resource target of the NOTIFICATION message.

2319 – *ri*: Identifier included in the CREATE request.

2320 – *op*: NOTIFY.

2321 – *cn*: The updated state of the Resource.

## 2322 **9 Network and connectivity**

### 2323 **9.1 Introduction**

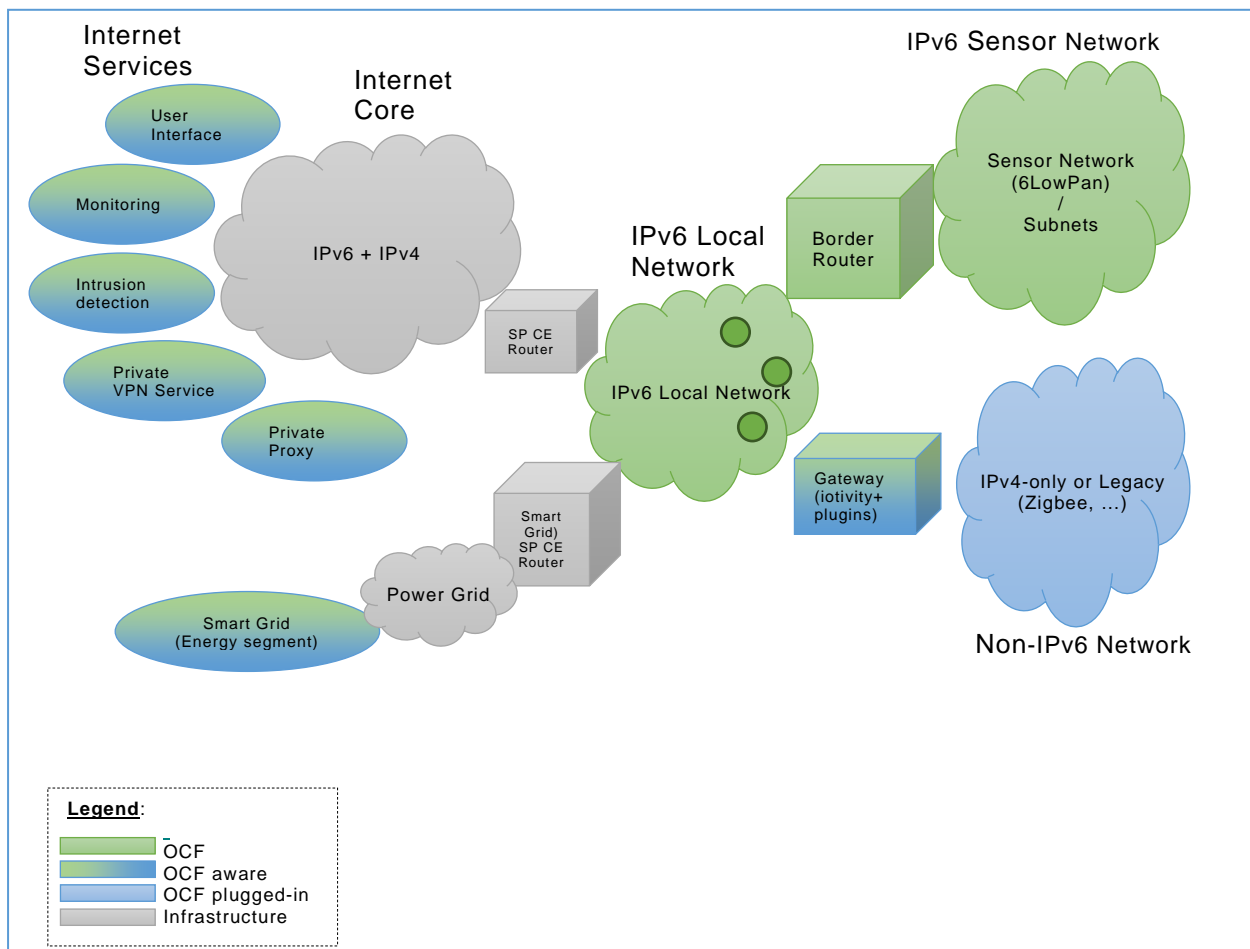
2324 The Internet of Things is comprised of a wide range of applications which sense and actuate the  
2325 physical world with a broad spectrum of device and network capabilities: from battery powered  
2326 nodes transmitting 100 bytes per day and able to last 10 years on a coin cell battery, to mains  
2327 powered nodes able to maintain Megabit video streams. It is estimated that many 10s of billions of  
2328 IoT devices will be deployed over the coming years.

2329 It is desirable that the connectivity options be adapted to the IP layer. To that end, IETF has  
2330 completed considerable work to adapt Bluetooth®, Wi-Fi, 802.15.4, LPWAN, etc. to IPv6. These  
2331 adaptations, plus the larger address space and improved address management capabilities, make  
2332 IPv6 the clear choice for the OCF network layer technology.

### 2333 **9.2 Architecture**

2334 While the aging IPv4 centric network has evolved to support complex topologies, its deployment  
2335 was primarily provisioned by a single Internet Service Provider (ISP) as a single network. More  
2336 complex network topologies, often seen in residential home, are mostly introduced through the  
2337 acquisition of additional home network devices, which rely on technologies like private Network  
2338 Address Translation (NAT). These technologies require expert assistance to set up correctly and  
2339 should be avoided in a home network as they most often result in breakage of constructs like  
2340 routing, naming and discovery services.

2341 The multi-segment ecosystem OCF addresses will not only cause a proliferation of new devices  
2342 and associated routers, but also new services introducing additional edge routers. All these new  
2343 requirements require advance architectural constructs to address complex network topologies like  
2344 the one shown in Figure 9.



2345

2346

**Figure 9 – High Level Network & Connectivity Architecture**

2347

In terms of IETF RFC 6434, IPv6 nodes assume either a router or host role. Nodes may further implement various specializations of those roles:

2348

2349

- A Router may implement Customer Edge Router capabilities as defined in IETF RFC 7084.

2350

- Nodes limited in processing power, memory, non-volatile storage or transmission capacity requires special IP adaptation layers (6LoWPAN) and/or dedicated routing protocols (RPL). Examples include devices transmitting over low power physical layer like IEEE 802.14.5, ITU G9959, Bluetooth Low Energy, DECT Ultra Low Energy, and Near Field Communication (NFC).

2351

2352

2353

2354

- A node may translate and route messaging between IPv6 and non-IPv6 networks.

2355

### 9.3 IPv6 network layer requirements

2356

#### 9.3.1 Introduction

2357

Projections indicate that many 10s of billions of new IoT endpoints and related services will be brought online in the next few years. These endpoint's capabilities will span from battery powered nodes with limited compute, storage, and bandwidth to more richly resourced devices operating over Ethernet and WiFi links.

2358

2359

2360

2361

Internet Protocol version 4 (IPv4), deployed some 30 years ago, has matured to support a wide variety of applications such as Web browsing, email, voice, video, and critical system monitoring and control. However, the capabilities of IPv4 are at the point of exhaustion, not the least of which is that available address space has been consumed.

2362

2363

2364

2365 The IETF long ago saw the need for a successor to IPv4, thus the development of IPv6. OCF  
2366 recommends IPv6 at the network layer. Amongst the reasons for IPv6 recommendations are:

- 2367 – Larger address space. Side-effect: greatly reduce the need for NATs.
- 2368 – More flexible addressing architecture. Multiple addresses and types per interface: Link-local,  
2369 ULA, GUA, variously scoped Multicast addresses, etc. Better ability to support multi-homed  
2370 networks, better re-numbering capability, etc.
- 2371 – More capable auto configuration capabilities: DHCPv6, SLAAC, Router Discovery, etc.
- 2372 – Technologies enabling IP connectivity on constrained nodes are based upon IPv6.
- 2373 – All major consumer operating systems (iOS, Android, Windows, Linux) are already IPv6 enabled.
- 2374 – Major Service Providers around the globe are deploying IPv6.

### 2375 **9.3.2 IPv6 node requirements**

#### 2376 **9.3.2.1 Introduction**

2377 In order to ensure network layer services interoperability from node to node, mandating a common  
2378 network layer across all nodes is vital. The protocol should enable the network to be: secure,  
2379 manageable, and scalable and to include constrained and self-organizing meshed nodes. OCF  
2380 mandates IPv6 as the common network layer protocol to ensure interoperability across all Devices.  
2381 More capable Devices may also include additional protocols creating multiple-stack Devices. The  
2382 remainder of this clause will focus on interoperability requirements for IPv6 hosts, IPv6 constrained  
2383 hosts and IPv6 routers. The various protocol translation permutations included in multi-stack  
2384 gateway devices may be addresses in subsequent addendums of this document.

#### 2385 **9.3.2.2 IP Layer**

2386 An IPv6 node shall support IPv6 and it shall conform to the requirements as specified in  
2387 IETF RFC 6434.

## 2388 **10 OCF Endpoint**

### 2389 **10.1 OCF Endpoint definition**

2390 The specific definition of an OCF Endpoint depends on the Transport Protocol Suite being used.  
2391 For the example of CoAP over UDP over IPv6, the OCF Endpoint is identified by an IPv6 address  
2392 and UDP port number.

2393 Each Device shall associate with at least one OCF Endpoint with which it can exchange request  
2394 and response messages. When a message is sent to an OCF Endpoint, it shall be delivered to the  
2395 Device which is associated with the OCF Endpoint. When a request message is delivered to an  
2396 OCF Endpoint, path component is enough to locate the target Resource.

2397 A Device can be associated with multiple OCF Endpoints. For example, n Device can have several  
2398 IP addresses or port numbers or support both CoAP and HTTP transfer protocol. Different  
2399 Resources in n Device may be accessed with the same OCF Endpoint or need different ones. Some  
2400 Resources may use one OCF Endpoint and others a different one. It depends on an implementation.

2401 On the other hand, an OCF Endpoint can be shared among multiple Devices, only when there is a  
2402 way to clearly designate the target Resource with request URI. For example, when multiple CoAP  
2403 servers use uniquely different URI paths for all their hosted Resources, and the CoAP  
2404 implementation demultiplexes by path, they can share the same CoAP OCF Endpoint. However,  
2405 this is not possible in this version of the document, because a pre-determined URI (e.g. "/oic/d") is  
2406 mandatory for some mandatory Resources (e.g. "oic.wk.d").



2407 **10.2 OCF Endpoint information**

2408 **10.2.1 Introduction**

2409 OCF Endpoint is represented by OCF Endpoint information which consists of two items of key-  
2410 value pair, "ep" and "pri".

2411 **10.2.2 "ep"**

2412 "ep" represents Transport Protocol Suite and OCF Endpoint Locator specified as follows:

2413 – *Transport Protocol Suite* - a combination of protocols (e.g. CoAP + UDP + IPv6) with which  
2414 request and response messages can be exchanged for RESTful transaction (i.e. CRUDN). A  
2415 Transport Protocol Suite shall be indicated by a URI scheme name. All scheme names  
2416 supported by this document are IANA registered, these are listed in Table 19. A vendor may  
2417 also make use of a non-IANA registered scheme name for their own use (e.g.  
2418 "com.example.foo"), this shall follow the syntax for such scheme names defined by  
2419 IETF RFC 7595. The behaviour of a vendor-defined scheme name is undefined by this  
2420 document. All OCF defined Resource Types when exposing OCF Endpoint Information in an  
2421 "eps" (see 10.2.4) shall include at least one "ep" with a Transport Protocol Suite as defined in  
2422 Table 19.

2423 – *OCF Endpoint Locator* – an address (e.g. IPv6 address + Port number) or an indirect identifier  
2424 (e.g., DNS name) resolvable to an IP address, through which a message can be sent to the  
2425 OCF Endpoint and in turn associated Device. The OCF Endpoint Locator for "coap" and "coaps"  
2426 shall be specified as "IP address: port number". The OCF Endpoint Locator for "coap+tcp" or  
2427 "coaps+tcp" shall be specified as "IP address: port number" or "DNS name: port number" or  
2428 "DNS name" such that the DNS name shall be resolved to a valid IP address for the target  
2429 Resource with a name resolution service (i.e., DNS). For the 3rd case, when the port number  
2430 is omitted, the default port "5683" (and "5684") shall be assumed for "coap+tcp" (and for  
2431 "coaps+tcp") scheme respectively as defined in IETF RFC 8323. Temporary addresses should  
2432 not be used because OCF Endpoint Locators are for the purpose of accepting incoming  
2433 sessions, whereas temporary addresses are for initiating outgoing sessions (IETF RFC 4941).  
2434 Moreover, its inclusion in "/oic/res" can cause a privacy concern (IETF RFC 7721).

2435 "ep" shall have as its value a URI (as specified in IETF RFC 3986) with the scheme component  
2436 indicating Transport Protocol Suite and the authority component indicating the OCF Endpoint  
2437 Locator.

2438 An "ep" example for "coap" and "coaps" is as illustrated:

```
"ep": "coap://[fe80::b1d6]:1111"
```

2439 An "ep" example for "coap+tcp" and "coaps+tcp" is as illustrated:

```
"ep": "coap+tcp://[2001:db8:a::123]:2222"  
"ep": "coap+tcp://foo.bar.com:2222"  
"ep": "coap+tcp://foo.bar.com"
```

2440 The current list of "ep" with corresponding Transport Protocol Suite is shown in Table 19:

**Table 19 – "ep" value for Transport Protocol Suite**

Transport Protocol Suite	scheme	OCF Endpoint Locator	"ep" Value example
<b>coap+udp+ip</b>	"coap"	IP address + port number	"coap://[fe80::b1d6]:1111"
<b>coaps + udp + ip</b>	"coaps"	IP address + port number	"coaps://[fe80::b1d6]:1122"
<b>coap + tcp + ip</b>	"coap+tcp"	IP address + port number DNS name: port number DNS name	"coap+tcp://[2001:db8:a::123]:2222" "coap+tcp://foo.bar.com:2222" "coap+tcp://foo.bar.com"
<b>coaps + tcp + ip</b>	"coaps+tcp"	IP address + port number DNS name: port number DNS name	"coaps+tcp://[2001:db8:a::123]:2233" "coaps+tcp://[2001:db8:a::123]:2233" "coaps+tcp://foo.bar.com:2233"

2442

**2443 10.2.3 "pri"**

2444 When there are multiple OCF Endpoints, "pri" indicates the priority among them.

2445 "pri" shall be represented as a positive integer (e.g. "pri": 1) and the lower the value, the higher the  
2446 priority.

2447 The default "pri" value is 1, i.e. when "pri" is not present, it shall be equivalent to "pri": 1.

**2448 10.2.4 OCF Endpoint information in "eps" Parameter**

2449 To carry OCF Endpoint information, a new Link Parameter "eps" is defined in 7.8.2.5.6. "eps" has  
2450 an array of items as its value and each item represents OCF Endpoint information with two key-  
2451 value pairs, "ep" and "pri", of which "ep" is mandatory and "pri" is optional.

2452 OCF Endpoint Information in an "eps" Parameter is valid for the target Resource of the Link, i.e.,  
2453 the Resource referred by "href" Parameter. OCF Endpoint information in an "eps" Parameter may  
2454 be used to access other Resources on the Device, but such access is not guaranteed.

2455 A Client may resolve the "ep" value to an IP address for the target Resource, i.e., the address to  
2456 access the Device which hosts the target Resource. A valid (transfer protocol) URI for the target  
2457 Resource can be constructed with the scheme, host and port components from the "ep" value and  
2458 the "path" component from the "href" value.

2459 Links with an "eps":

```

2460 {
2461   "anchor": "ocf://e61c3e6b-9c54-4b81-8ce5-f9039c1d04d9 ",
2462   "href": "/myLightSwitch",
2463   "rt": ["oic.r.switch.binary"],
2464   "if": ["oic.if.a", "oic.if.baseline"],
2465   "p": {"bm": 3},
2466   "eps": [
2467     {"ep": "coap://[fe80::b1d6]:1111", "pri": 2},
2468     {"ep": "coaps://[fe80::b1d6]:1122"}
2469   ]
2470 }
2471

```

```

2472 {
2473   "anchor": "ocf://dc70373c-1e8d-4fb3-962e-017eaa863989",
2474   "href": "/myTemperature",
2475   "rt": ["oic.r.temperature"],
2476   "if": ["oic.if.a", "oic.if.baseline"],
2477   "p": {"bm": 3},
2478   "eps": [
2479     {"ep": "coap+tcp://foo.bar.com", "pri": 2},
2480     {"ep": "coaps+tcp://foo.bar.com:1122"}
2481   ]
2482 }

```

2483 In the previous example, "anchor" represents the hosting Device, "href", target Resource and "eps"  
 2484 the two OCF Endpoints for the target Resource. The (fully-qualified) URIs for the target Resource  
 2485 are as illustrated:

```

2486 coap://[fe80::b1d6]:1111/myLightSwitch
2487 coaps://[fe80::b1d6]:1122/myLightSwitch
2488 coap+tcp://foo.bar.com:5683/myTemperature

```

2489 coaps+tcp://foo.bar.com:1122/myTemperature If the target Resource of a Link requires a secure  
 2490 connection (e.g. CoAPS), "eps" Parameter shall be used to indicate the necessary information (e.g.  
 2491 port number) in OCF 1.0 payload. For optional backward compatibility with OIC 1.1, the "sec" and  
 2492 "port" shall only be used in OIC 1.1 payload.

## 2493 **10.3 OCF Endpoint discovery**

### 2494 **10.3.1 Introduction**

2495 OCF Endpoint discovery is defined as the process for a Client to acquire the OCF Endpoint  
 2496 information for Device or Resource.

### 2497 **10.3.2 Implicit discovery**

2498 If a Device is the source of a CoAP message (e.g. "/oic/res" response), the source IP address and  
 2499 port number may be combined to form the OCF Endpoint Locator for the Device. Along with a  
 2500 "coap" scheme and default "pri" value, OCF Endpoint information for the Device may be constructed.

2501 In other words, a "/oic/res" response message with CoAP may implicitly carry the OCF Endpoint  
 2502 information of the responding Device and in turn all the hosted Resources, which may be accessed  
 2503 with the same transfer protocol of CoAP. In the absence of an "eps" Parameter, a Client shall be  
 2504 able to utilize implicit discovery to access the target Resource.

### 2505 **10.3.3 Explicit discovery with "/oic/res" response**

2506 OCF Endpoint information may be explicitly indicated with the "eps" Parameter of the Links in  
 2507 "/oic/res".

2508 As in 10.3.2, an "/oic/res" response may implicitly indicate the OCF Endpoint information for some  
 2509 Resources hosted by the responding Device. However implicit discovery, i.e., inference of OCF  
 2510 Endpoint information from CoAP response message, may not work for some Resources on the  
 2511 same Device. For example, some Resources may allow only secure access via CoAPS which  
 2512 requires the "eps" Parameter to indicate the port number. Moreover "/oic/res" may expose a target  
 2513 Resource which belongs to another Device.

2514 When the OCF Endpoint for a target Resource of a Link cannot be implicitly inferred, the "eps"  
 2515 Parameter shall be included to provide explicit OCF Endpoint information with which a Client can  
 2516 access the target Resource. In the presence of the "eps" Parameter, a Client shall be able to utilize  
 2517 it to access the target Resource. For "coap" and "coaps", a Client may use the IP address in the  
 2518 "ep" value in the "eps" Parameter to access the target Resource. For "coap+tcp" and "coaps+tcp",  
 2519 a Client may use the IP address in the "eps" Parameter or resolve the DNS name in the "eps"  
 2520 Parameter to acquire a valid IP address for the target Resource. If "eps" Parameter omits the port

2521 number, then the default port "5683" (and "5684") shall be assumed for "coap+tcp" (and  
2522 "coaps+tcp") scheme as defined in IETF RFC 8323. To access the target Resource of a Link, a  
2523 Client may use the "eps" Parameter in the Link, if it is present and fall back on implicit discovery if  
2524 not.

2525 This is an example of an "/oic/res" response from a Device having the "eps" Parameter in Links.

```
2526 [
2527 {
2528   "anchor": "ocf://e61c3e6b-9c54-4b81-8ce5-f9039c1d04d9",
2529   "href": "/oic/res",
2530   "rel": "self",
2531   "rt": ["oic.wk.res"],
2532   "if": ["oic.if.ll", "oic.if.baseline"],
2533   "p": {"bm": 3},
2534   "eps": [
2535     {"ep": "coap://[2001:db8:a::b1d4]:55555"},
2536     {"ep": "coaps://[2001:db8:a::b1d4]:11111"}
2537   ]
2538 },
2539 {
2540   "anchor": "ocf://e61c3e6b-9c54-4b81-8ce5-f9039c1d04d9",
2541   "href": "/oic/d",
2542   "rt": ["oic.wk.d"],
2543   "if": ["oic.if.r", "oic.if.baseline"],
2544   "p": {"bm": 3},
2545   "eps": [
2546     {"ep": "coap://[2001:db8:a::b1d4]:55555"},
2547     {"ep": "coaps://[2001:db8:a::b1d4]:11111"}
2548   ]
2549 },
2550 {
2551   "anchor": "ocf://e61c3e6b-9c54-4b81-8ce5-f9039c1d04d9",
2552   "href": "/oic/p",
2553   "rt": ["oic.wk.p"],
2554   "if": ["oic.if.r", "oic.if.baseline"],
2555   "p": {"bm": 3},
2556   "eps": [
2557     {"ep": "coap://[2001:db8:a::b1d4]:55555"},
2558     {"ep": "coaps://[2001:db8:a::b1d4]:11111"}
2559   ]
2560 },
2561 {
2562   "anchor": "ocf://e61c3e6b-9c54-4b81-8ce5-f9039c1d04d9",
2563   "href": "/oic/sec/doxm",
2564   "rt": ["oic.r.doxm"],
2565   "if": ["oic.if.baseline"],
2566   "p": {"bm": 1},
2567   "eps": [
2568     {"ep": "coap://[2001:db8:a::b1d4]:55555"},
2569     {"ep": "coaps://[2001:db8:a::b1d4]:11111"}
2570   ]
2571 },
2572 {
2573   "anchor": "ocf://e61c3e6b-9c54-4b81-8ce5-f9039c1d04d9",
2574   "href": "/oic/sec/pstat",
2575   "rt": ["oic.r.pstat"],
2576   "if": ["oic.if.baseline"],
2577   "p": {"bm": 1},
2578   "eps": [
2579     {"ep": "coaps://[2001:db8:a::b1d4]:11111"}
2580   ]
2581 }
```

```

2581     ]
2582     },
2583     {
2584         "anchor": "ocf://e61c3e6b-9c54-4b81-8ce5-f9039c1d04d9",
2585         "href": "/oic/sec/cred",
2586         "rt": ["oic.r.cred"],
2587         "if": ["oic.if.baseline"],
2588         "p": {"bm": 1},
2589         "eps": [
2590             {"ep": "coaps://[2001:db8:a::b1d4]:11111"}
2591         ]
2592     },
2593     {
2594         "anchor": "ocf://e61c3e6b-9c54-4b81-8ce5-f9039c1d04d9",
2595         "href": "/oic/sec/acl2",
2596         "rt": ["oic.r.acl2"],
2597         "if": ["oic.if.baseline"],
2598         "p": {"bm": 1},
2599         "eps": [
2600             {"ep": "coaps://[2001:db8:a::b1d4]:11111"}
2601         ]
2602     },
2603     {
2604         "anchor": "ocf://e61c3e6b-9c54-4b81-8ce5-f9039c1d04d9",
2605         "href": "/myIntrospection",
2606         "rt": ["oic.wk.introspection"],
2607         "if": ["oic.if.r", "oic.if.baseline"],
2608         "p": {"bm": 3},
2609         "eps": [
2610             {"ep": "coaps://[2001:db8:a::b1d4]:11111"}
2611         ]
2612     },
2613     {
2614         "anchor": "ocf://dc70373c-1e8d-4fb3-962e-017eaa863989",
2615         "href": "/myLight",
2616         "rt": ["oic.r.switch.binary"],
2617         "if": ["oic.if.a", "oic.if.baseline"],
2618         "p": {"bm": 3},
2619         "eps": [
2620             {"ep": "coaps://[2001:db8:a::b1d4]:22222"}
2621         ]
2622     }
2623 ]
2624

```

2625 The exact format of the "/oic/res" response and a way for a Client to acquire a "/oic/res" response  
2626 message is specified in Annex A and 11.2.4 respectively.

## 2627 11 Functional interactions

### 2628 11.1 Introduction

2629 The functional interactions between a Client and a Server are described in 11.1 through 11.4  
2630 respectively. The functional interactions use CRUDN messages (clause 8) and include Discovery,  
2631 Notification, and Device management. These functions require support of core defined Resources  
2632 as defined in Table 20.

2633

**Table 20 – List of Core Resources**

Pre-defined URI	Resource Name	Resource Type	Related Functional Interaction	Mandatory
"/oic/res"	Default	"oic.wk.res"	Discovery	Yes

"/oic/p"	Platform	"oic.wk.p"	Discovery	Yes
"/oic/d"	Device	"oic.wk.d"	Discovery	Yes
<b>Implementation defined</b>	Introspection	"oic.wk.introspection"	Introspection	Yes

2634

2635 **11.2 Resource discovery**

2636 **11.2.1 Introduction**

2637 Discovery is a function which enables OCF Endpoint discovery as well as Resource based  
 2638 discovery. OCF Endpoint discovery is described in detail in clause 10. This clause mainly describes  
 2639 the Resource based discovery.

2640 **11.2.2 Resource based discovery: mechanisms**

2641 **11.2.2.1 Overview**

2642 As part of discovery, a Client may find appropriate information about other OCF peers. This  
 2643 information could be instances of Resources, Resource Types or any other information represented  
 2644 in the Resource model that an OCF peer would want another OCF peer to discover.

2645 At the minimum, Resource based discovery uses the following:

- 2646 – A Resource to enable discovery shall be defined. The representation of that Resource shall  
 2647 contain the information that can be discovered.
- 2648 – The Resource to enable discovery shall be specified and commonly known a-priori. A Device  
 2649 for hosting the Resource to enable discovery shall be identified.
- 2650 – A mechanism and process to publish the information that needs to be discovered with the  
 2651 Resource to enable discovery.
- 2652 – A mechanism and process to access and obtain the information from the Resource to enable  
 2653 discovery. A query may be used in the request to limit the returned information.
- 2654 – A scope for the publication.
- 2655 – A scope for the access.
- 2656 – A policy for visibility of the information.

2657 Depending on the choice of the base aspects, the Framework defines three Resource based  
 2658 discovery mechanisms:

- 2659 – Direct discovery, where the Resources are published locally at the Device hosting the  
 2660 Resources and are discovered through peer inquiry.
- 2661 – Indirect discovery, where Resources are published at a third party assisting with the discovery  
 2662 and peers publish and perform discovery against the Resource to enable discovery on the  
 2663 assisting 3<sup>rd</sup> party.
- 2664 – Advertisement discovery, where the Resource to enable discovery is hosted local to the initiator  
 2665 of the discovery inquiry but remote to the Devices that are publishing discovery information.

2666 A Device shall support direct discovery.

2667 **11.2.2.2 Direct discovery**

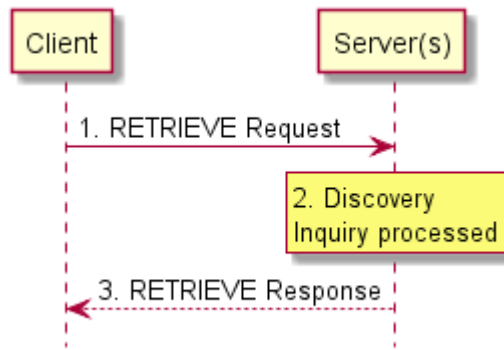
2668 In direct discovery,

- 2669 – The Device that is providing the information shall host the Resource to enable discovery.

- 2670 – The Device publishes the information available for discovery with the local Resource to enable  
2671 discovery (i.e. local scope).
- 2672 – Clients interested in discovering information about this Device shall issue RETRIEVE requests  
2673 directly to the Resource. The request may be made as a unicast or multicast. The request may  
2674 be generic or may be qualified or limited by using appropriate queries in the request.
- 2675 – The Server Device that receives the request shall send a response with the discovered  
2676 information directly back to the requesting Client Device.
- 2677 – The information that is included in the request is determined by the policies set for the Resource  
2678 to be discovered locally on the responding Device.

2679 **11.2.3 Resource based discovery: Finding information**

2680 The discovery process (Figure 10) is initiated as a RETRIEVE request to the Resource to enable  
2681 discovery. The request may be sent to a single Device (as in a Unicast) or to multiple Devices (as  
2682 in Multicast). The specific mechanisms used to do Unicast or Multicast are determined by the  
2683 support in the data connectivity layer. The response to the request has the information to be  
2684 discovered based on the policies for that information. The policies can determine which information  
2685 is shared, when and to which requesting agent. The information that can be discovered can be  
2686 Resources, types, configuration and many other standards or custom aspects depending on the  
2687 request to appropriate Resource and the form of request. Optionally the requester may narrow the  
2688 information to be returned in the request using query parameters in the URI query.



2689

2690 **Figure 10 – Resource based discovery: Finding information**

2691

2692 *Discovery Resources*

2693 The following Core Resources shall be implemented on all Devices to support discovery:

- 2694 – "/oic/res" for discovery of Resources.
- 2695 – "/oic/p" for discovery of Platform.
- 2696 – "/oic/d" for discovery of Device information.

2697 Devices shall expose each of "/oic/res", "/oic/d", and "/oic/p" via an unsecured OCF Endpoint.  
2698 Further details for these mandatory Core Resources are described in Table 21.

2699 *Platform Resource*

2700 The OCF recognizes that more than one instance of Device may be hosted on a single Platform.  
2701 Clients need a way to discover and access the information on the Platform. The Core Resource,  
2702 "/oic/p" exposes Platform specific Properties. All instances of Device on the same Platform shall  
2703 have the same values of any Properties exposed (i.e. a Device may choose to expose optional

2704 Properties within "/oic/p" but when exposed the value of that Property should be the same as the  
 2705 value of that Property on all other Devices on that Platform).

2706 *Device Resource*

2707 The Device Resource shall have the pre-defined URI "/oic/d", the Device Resource shall expose  
 2708 the Properties pertaining to a Device as defined in Table 24. The Device Resource shall have a  
 2709 default Resource Type that helps in bootstrapping the interactions with the Device (the default type  
 2710 is described in Table 21).The Device Resource may have one or more Resource Type(s) that are  
 2711 specific to the Device in addition to the default Resource Type or if present overriding the default  
 2712 Resource Type. The base Resource Type "oic.wk.d" defines the Properties that shall be exposed  
 2713 by all Devices. The Device specific Resource Type(s) exposed are dependent on the class of  
 2714 Device (e.g. air conditioner, smoke alarm, etc. Since all the Resource Types of "/oic/d" are not  
 2715 known a priori, the Resource Type(s) of "/oic/d" are determined by discovery through the Core  
 2716 Resource "/oic/res".

2717 **Table 21 – Mandatory discovery Core Resources**

Pre-defined URI	Resource Type Title	Resource Type ID ("rt" value)	OCF Interfaces	Description	Related Functional Interaction
"/oic/res"	Default	"oic.wk.res"	"oic.if.ll", "oic.if.b", "oic.if.baseline"	The Resource through which the corresponding Server is discovered and introspected for available Resources.  "/oic/res" shall expose the Resources that are discoverable on a Device. When a Server receives a RETRIEVE request targeting "/oic/res" (e.g., "GET /oic/res"), it shall respond with the links list of all the Discoverable Resources of itself. The "/oic/d" and "/oic/p" are Discoverable Resources, hence their links are included in "/oic/res" response. The Properties exposed by "/oic/res" are listed in Table 22.	Discovery
"/oic/p"	Platform	"oic.wk.p"	"oic.if.r"	The Discoverable Resource through which Platform specific information is discovered.  The Properties exposed by "/oic/p" are listed in Table 25	Discovery
"/oic/d"	Device	"oic.wk.d" and/or one or more Device Specific Resource Type ID(s)	"oic.if.r"	The discoverable via "/oic/res" Resource which exposes Properties specific to the Device instance.  The Properties exposed by "/oic/d" are listed in Table 24.	Discovery

2718 Table 22 defines "oic.wk.res" Resource Type.

2719 **Table 22 – "oic.wk.res" Resource Type definition**

Property title	Property name	Value type	Value rule	Unit	Access mode	Mandatory	Description
Name	"n"	string	N/A	N/A	R	No	Human-friendly name defined by the vendor
Links	"links"	array	See 7.8.2	N/A	R	Yes	The array of Links describes the URI,



							supported Resource Types and OCF Interfaces, and access policy.
--	--	--	--	--	--	--	---

- 2720
- 2721 A Device shall support CoAP based discovery as the baseline discovery mechanism (see 11.2.5).
- 2722 The "/oic/res" shall list all Resources that are indicated as discoverable (see 11.2). Also the  
2723 following architecture Resource Types shall be listed:
- 2724 – Introspection Resource indicated with an "rt" value of "oic.wk.introspection".
  - 2725 – "/oic/p" indicated with an "rt" value of "oic.wk.p".
  - 2726 – "/oic/d" indicated with an "rt" value of "oic.wk.d"
  - 2727 – "/oic/sec/doxm" indicated with an "rt" value of "oic.r.doxm" as defined in ISO/IEC 30118-2:2018.
  - 2728 – "/oic/sec/pstat" indicated with an "rt" value of "oic.r.pstat" as defined in ISO/IEC 30118-2:2018.
  - 2729 – "/oic/sec/acl2" indicated with an "rt" value of "oic.r.acl2" as defined in ISO/IEC 30118-2:2018.
  - 2730 – "/oic/sec/cred" indicated with an "rt" value of "oic.r.cred" as defined in ISO/IEC 30118-2:2018.
- 2731 Conditionally required:
- 2732 – "/oic/res" with an "rt" value of "oic.wk.res" as self-reference, on the condition that "oic/res" has  
2733 to signal that it is Observable by a Client.
  - 2734 – if the Device supports batch retrieval of "/oic/res" then "oic.if.b" shall be included in the "if"  
2735 Property of "/oic/res".
  - 2736 – if the Device supports batch retrieval there shall be a self-reference that includes an "if" Link  
2737 Parameter containing "oic.if.b"; the self-reference shall expose a secure OCF Endpoint.
- 2738 The Introspection Resource is only applicable for Devices that host Vertical Resource Types (e.g.  
2739 "oic.r.switch.binary") or vendor-defined Resource Types. Devices that only host Resources  
2740 required to onboard the Device as a Client do not have to implement the Introspection Resource.
- 2741 Table 23 provides an OCF registry for protocol schemes.

2742 **Table 23 – Protocol scheme registry**

SI Number	Protocol
1	"coap"
2	"coaps"
3	"http"
4	"https"
5	"coap+tcp"
6	"coaps+tcp"

- 2743
- 2744 NOTE The discovery of an OCF Endpoint used by a specific protocol is out of scope. The mechanism used by a Client  
2745 to form requests in a different messaging protocol other than discovery is out of scope.
- 2746 The following applies to the use of "/oic/d":
- 2747 – A vertical may choose to extend the list of Properties defined by the Resource Type "oic.wk.d".  
2748 In that case, the vertical shall assign a new Device Type specific Resource Type ID. The  
2749 mandatory Properties defined in Table 24 shall always be present.

2750 – A Device may choose to expose a separate, Discoverable Resource with its Resource Type ID  
 2751 set to a Device Type. In this case the Resource is equivalent to an instance of "oic.wk.d" and  
 2752 adheres to the definition thereof. As such the Resource shall at a minimum expose the  
 2753 mandatory Properties of "oic.wk.d". In the case where the Resource tagged in this manner is  
 2754 defined to be an instance of a Collection in accordance with 7.8.3 then the Resources that are  
 2755 part of that Collection shall at a minimum include the Resource Types mandated for the Device  
 2756 Type.

2757 Table 24 "oic.wk.d" Resource Type definition defines the base Resource Type for the "/oic/d"  
 2758 Resource.

2759

**Table 24 – "oic.wk.d" Resource Type definition**

Property title	Property name	Value type	Value rule	Unit	Access mode	Mandatory	Description
(Device) Name	"n"	"string:"	N/A	N/A	R	Yes	Human friendly name defined by the vendor. In the presence of "n" Property of "/oic/con", both have the same Property Value. When "n" Property Value of "/oic/con" is modified, it shall be reflected to "n" Property Value of "/oic/d".
Spec Version	"icv"	"string"	N/A	N/A	R	Yes	The specification version of this document that a Device is implemented to. The syntax shall be "ocf.<major>.<minor>.<sub-version>" where <major>, <minor>, and <sub-version> are the major, minor and sub-version numbers of this document respectively. The specification version number (i.e., <major>.<minor>.<sub-version>) shall be obtained from the title page of this document (e.g. "2.0.5"). An example of the string value for this Property is "ocf.2.0.5".
Device ID	"di"	"uuid"	N/A	N/A	R	Yes	Unique identifier for Device. This value shall be the same value (i.e. mirror) as the "doxm.deviceuuid" Property as defined in ISO/IEC 30118-2:2018. Handling privacy-sensitivity for the "di" Property, refer to clause 13.16 in ISO/IEC 30118-2:2018.
Data Model Version	"dmv"	"csv"	N/A	N/A	R	Yes	Spec version of the Resource specification to which this Device data model is implemented; if implemented against a Vertical specific Device specification(s), then the Spec version of the vertical specification this Device model is implemented to. The syntax is a comma separated list of <res>.<major>.<minor>.<sub-version> or <vertical>.<major>.<minor>.<sub-version>. <res> is the string "ocf.res" and <vertical> is the name of the vertical defined in the Vertical specific Resource specification. The <major>, <minor>, and <sub-version> are the

							major, minor and sub-version numbers of the specification respectively. One entry in the csv string shall be the applicable version of the Resource Type Specification for the Device (e.g. "ocf.res.1.0.0"). If applicable, additional entry(-ies) in the csv shall be the vertical(s) being realized (e.g. "ocf.sh.1.0.0"). This value may be extended by the vendor. The syntax for extending this value, as a comma separated entry, by the vendor shall be by adding x.<Domain_Name>.<vendor_string> . For example, "ocf.res.1.0.0, ocf.sh.1.0.0, x.com.example.string", The order of the values in the comma separated string can be in any order (i.e. no prescribed order). This Property shall not exceed 256 octets.
Permanent Immutable ID	"piid"	"uuid"	N/A	N/A	R	Yes	A unique and immutable Device identifier. A Client can detect that a single Device supports multiple communication protocols if it discovers that the Device uses a single Permanent Immutable ID value for all the protocols it supports. Handling privacy-sensitivity for the "piid" Property, refer to clause 13.16 in ISO/IEC 30118-2:2018.
Localized Descriptions	"ld"	"array"	N/A	N/A	R	No	Detailed description of the Device, in one or more languages. This Property is an array of objects where each object has a "language" field (containing an IETF RFC 5646 language tag) and a "value" field containing the Device description in the indicated language.
Software Version	"sv"	"string"	N/A	N/A	R	No	Version of the Device software.
Manufacturer Name	"dmn"	"array"	N/A	N/A	R	No	Name of manufacturer of the Device, in one or more languages. This Property is an array of objects where each object has a "language" field (containing an IETF RFC 5646 language tag) and a "value" field containing the manufacturer name in the indicated language.
Model Number	"dmno"	"string"	N/A	N/A	R	No	Model number as designated by manufacturer.
Ecosystem Name	"econame"	"string"	enum	N/A	R	No	This is the name of ecosystem that a Bridged Device belongs to. If a Device has "oic.d.virtual" as one of Resource Type values ("rt") the Device shall contain this Property, otherwise this Property shall not be included.  This Property has enumeration values: ["BLE", "oneM2M", "UPlus", "Zigbee", "Z-Wave"].

Version of Ecosystem	"ecoverision"	"string"	N/A	N/A	R	No	This is the version of ecosystem that a Bridged Device belongs to. If a Device has "oic.d.virtual" as one of its Resource Type values ("rt") the Device should contain this Property, otherwise this Property shall not be included.
----------------------	---------------	----------	-----	-----	---	----	--

2760 Table 25 defines "oic.wk.p" Resource Type.

2761

**Table 25 – "oic.wk.p" Resource Type definition**

Property title	Property name	Value type	Value rule	Unit	Access mode	Mandatory	Description
<b>Platform ID</b>	"pi"	"uuid"	N/A	N/A	R	Yes	Unique identifier for the physical Platform (UUID); this shall be a UUID in accordance with IETF RFC 4122. It is recommended that the UUID be created using the random generation scheme (version 4 UUID) specific in the RFC. Handling privacy-sensitivity for the "pi" Property, refer to clause 13.16 in ISO/IEC 30118-2:2018.
<b>Manufacturer Name</b>	"mnmn"	"string"	N/A	N/A	R	Yes	Name of manufacturer.
<b>Manufacturer Details Link</b>	"mnml"	"uri"	N/A	N/A	R	No	Reference to manufacturer, represented as a URI.
<b>Model Number</b>	"mnmo"	"string"	N/A	N/A	R	No	Model number as designated by manufacturer.
<b>Date of Manufacture</b>	"mndt"	"date"	N/A	Time	R	No	Manufacturing date of Platform.
<b>Serial number</b>	"mnsel"	"string"	N/A	s	R	No	Serial number of the Platform, may be unique for each Platform of the same model number.
<b>Platform Version</b>	"mnpv"	"string"	N/A	N/A	R	No	Version of Platform – string (defined by manufacturer).
<b>OS Version</b>	"mnos"	"string"	N/A	N/A	R	No	Version of Platform resident OS – string (defined by manufacturer).
<b>Hardware Version</b>	"mnhw"	"string"	N/A	N/A	R	No	Version of Platform hardware.
<b>Firmware version</b>	"mnfv"	"string"	N/A	N/A	R	No	Version of Platform firmware.
<b>Support link</b>	"mnsi"	"uri"	N/A	N/A	R	No	URI that points to support information from manufacturer.
<b>SystemTime</b>	"st"	"date-time"	N/A	N/A	R	No	Reference time for the Platform.

Vendor ID	"vid"	"string"	N/A	N/A	R	No	Vendor defined string for the Platform. The string is freeform and up to the vendor on what text to populate it.
Network Connectivity Type	"mnnct"	"array"	array of integer		R	No	An array of integer where each integer indicates the network connectivity type based on IANAIfType value as defined by IANA ifType-MIB Definitions, e.g., [71, 259] which represents Wi-Fi and Zigbee.

2762 **11.2.4 Resource discovery using "/oic/res"**

2763 **11.2.4.1 General Requirements**

2764 Discovery using "/oic/res" is the default discovery mechanism that shall be supported by all Devices.  
2765 General requirements for use of this mechanism are as follows:

- 2766 – Every Device updates its local "/oic/res" with the Resources that are discoverable (see 7.3.2.2).  
2767 Every time a new Resource is instantiated on the Device and if that Resource is discoverable  
2768 by a remote Device then that Resource is published with the "/oic/res" Resource that is local to  
2769 the Device (as the instantiated Resource).

2770 After performing discovery using "/oic/res", Clients may discover additional details about the Device  
2771 by performing discovery using "/oic/p", "/oic/d", etc. If a Client already knows about the Device it  
2772 may discover using other Resources without going through the discovery of "/oic/res"

2773 **11.2.4.2 Discovery using "oic.if.ll" (Default OCF Interface for "/oic/res")**

2774 If a Client does not explicitly include an OCF Interface as a query parameter in the request to  
2775 "/oic/res" then the OCF Interface is taken to be "oic.if.ll" as that is the Default OCF Interface for  
2776 "/oic/res". The requirements in this clause are thus applied. The requirements in this clause also  
2777 apply if an OCF Interface of "oic.if.ll" is explicitly requested by inclusion as a query parameter in  
2778 the RETRIEVE operation.

- 2779 – A Device wanting to discover Resources or Resource Types on one or more remote Devices  
2780 makes a RETRIEVE request to the "/oic/res" on the remote Devices. This request may be sent  
2781 multicast (default) or unicast if only a specific host is to be probed. The RETRIEVE request may  
2782 optionally be restricted using appropriate clauses in the query portion of the request. Queries  
2783 may select based on Resource Types, OCF Interfaces, or Properties.

- 2784 – The query applies to the representation of the Resources. "/oic/res" is the only Resource whose  
2785 representation has "rt". So "/oic/res" is the only Resource that can be used for Multicast  
2786 discovery at the transport protocol layer.

- 2787 – The Device receiving the RETRIEVE request responds with a list of Resources, the Resource  
2788 Type of each of the Resources and the OCF Interfaces that each Resource supports.  
2789 Additionally, information on the policies active on the Resource can also be sent. The policy  
2790 supported includes Observability and discoverability.

- 2791 – The receiving Device may do a deeper discovery based on the Resources returned in the  
2792 request to "/oic/res".

2793 The information that is returned on discovery against "/oic/res" is at the minimum:

- 2794 – The URI (relative or fully qualified URL) of the Resource.

2795 – The Resource Type(s) of each Resource. More than one Resource Type may be returned if the  
2796 Resource enables more than one type. To access Resources of multiple types, the specific  
2797 Resource Type that is targeted shall be specified in the request.

2798 – The OCF Interfaces supported by that Resource. Multiple OCF Interfaces may be returned. To  
2799 access a specific OCF Interface that OCF Interface shall be specified in the request. If the OCF  
2800 Interface is not specified, then the Default OCF Interface is assumed.

2801 For Clients that do include the OCF-Accept-Content-Format-Version option, an "/oic/res" response  
2802 includes an array of Links to conform to IETF RFC 6690. Each Link shall use an "eps" Parameter  
2803 to provide the information for an encrypted connection and carry "anchor" of the value OCF URI  
2804 where the authority component of <deviceId> indicates the Device hosting the target Resource.

2805 The OpenAPI 2.0 file for discovery using "/oic/res" is described in Annex A. Also refer to clause 10  
2806 (OCF Endpoint discovery) for details of Multicast discovery using "/oic/res" on a CoAP transport.

2807 An example Device might return the following to Clients that request with the Content Format of  
2808 "application/vnd.ocf+cbor" in Accept Option:

```
2809 [
2810   {
2811     "href": "/oic/res",
2812     "anchor": "ocf://dc70373c-1e8d-4fb3-962e-017eaa863989/oic/res",
2813     "rel": "self",
2814     "rt": ["oic.wk.res"],
2815     "if": ["oic.if.ll", "oic.if.baseline"],
2816     "p": {"bm": 3},
2817     "eps": [{"ep": "coap://[fe80::b1d6]:44444"}]
2818   },
2819   {
2820     "href": "/oic/p",
2821     "anchor": "ocf://dc70373c-1e8d-4fb3-962e-017eaa863989",
2822     "rt": ["oic.wk.p"],
2823     "if": ["oic.if.r", "oic.if.baseline"],
2824     "p": {"bm": 3},
2825     "eps": [{"ep": "coap://[fe80::b1d6]:44444"},
2826             {"ep": "coaps://[fe80::b1d6]:11111"}]
2827   },
2828   {
2829     "href": "/oic/d",
2830     "anchor": "ocf://dc70373c-1e8d-4fb3-962e-017eaa863989",
2831     "rt": ["oic.wk.d"],
2832     "if": ["oic.if.r", "oic.if.baseline"],
2833     "p": {"bm": 3},
2834     "eps": [{"ep": "coap://[fe80::b1d6]:44444"},
2835             {"ep": "coaps://[fe80::b1d6]:11111"}]
2836   },
2837   {
2838     "href": "/myLightSwitch",
2839     "anchor": "ocf://dc70373c-1e8d-4fb3-962e-017eaa863989",
2840     "rt": ["oic.r.switch.binary"],
2841     "if": ["oic.if.a", "oic.if.baseline"],
2842     "p": {"bm": 3},
2843     "eps": [{"ep": "coap://[fe80::b1d6]:44444"},
2844             {"ep": "coaps://[fe80::b1d6]:11111"}]
2845   },
2846   {
2847     "href": "/myLightSwitch",
2848     "anchor": "ocf://dc70373c-1e8d-4fb3-962e-017eaa863989",
2849     "rt": ["oic.r.switch.binary"],
2850     "if": ["oic.if.a", "oic.if.baseline"],
2851     "p": {"bm": 3},
2852     "eps": [{"ep": "coap://[fe80::b1d6]:44444"},
2853             {"ep": "coaps://[fe80::b1d6]:11111"}]
2854   }
2855 ]
```

2850 **11.2.5 Multicast discovery using "/oic/res"**

2851 Generic requirements for use of CoAP multicast are provided in clause 12.2.9. Devices shall  
2852 support use of CoAP multicast to allow retrieving the "/oic/res" Resource from an unsecured OCF  
2853 Endpoint on the Device. Clients may support use of CoAP multicast to retrieve the "/oic/res"  
2854 Resource from other Devices. The CoAP multicast retrieval of "/oic/res" supports filtering Links  
2855 based on the "rt" Property in the Links:

- 2856 – If the discovery request is intended for a specific Resource Type including as part of a multi-  
2857 value Resource Type, the query parameter "rt" shall be included in the request (see 6.2.2) with  
2858 its value set to the desired Resource Type. Only Devices hosting the Resource Type shall  
2859 respond to the discovery request.
- 2860 – When the "rt" query parameter is omitted, all Devices shall respond to the discovery request.

2861 **11.3 Notification**

2862 **11.3.1 Overview**

2863 A Server shall support NOTIFY operation to enable a Client to request and be notified of desired  
2864 states of one or more Resources in an asynchronous manner. 11.3.2 specifies the Observe  
2865 mechanism in which updates are delivered to the requester.

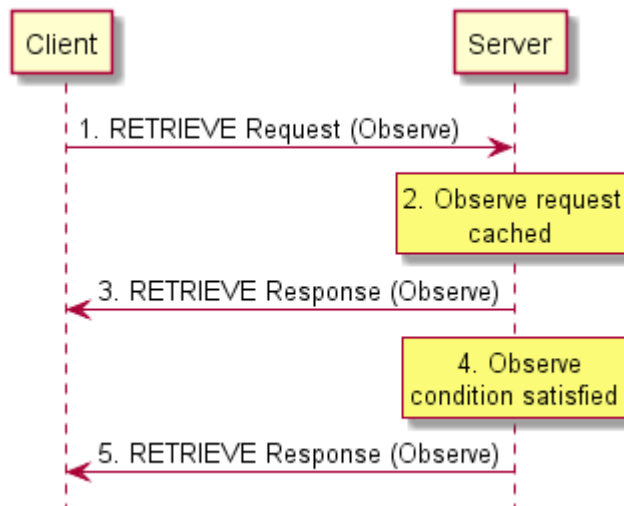
2866 **11.3.2 Observe**

2867 **11.3.2.1 Overview**

2868 In the Observe mechanism the Client utilizes the RETRIEVE operation to require the Server for  
2869 updates in case of Resource state changes. The Observe mechanism consists of five steps which  
2870 are depicted in Figure 11.

2871 NOTE the Observe mechanism can only be used for a resource with a Property of Observable (see 7.3.2.2).

2872



2873

2874

2875 **Figure 11 – Observe Mechanism**

2876 **11.3.2.2 RETRIEVE request with Observe indication**

2877 The Client transmits a RETRIEVE request message to the Server to request updates for the  
2878 Resource on the Server if there is a state change. The RETRIEVE request message carries the  
2879 following parameters:

- 2880 – *fr*: Unique identifier of the Client.
- 2881 – *to*: Resource that the Client is requesting to Observe.
- 2882 – *ri*: Identifier of the RETRIEVE operation.
- 2883 – *op*: RETRIEVE.
- 2884 – *obs*: Indication for Observe operation.

#### 2885 **11.3.2.3 Processing by the Server**

2886 Following the receipt of the RETRIEVE request, the Server may validate if the Client has the  
2887 appropriate rights for the requested operation and the Properties are readable and Observable. If  
2888 the validation is successful, the Server caches the information related to the Observe request. The  
2889 Server caches the value of the *ri* parameter from the RETRIEVE request for use in the initial  
2890 response and future responses in case of a change of state.

#### 2891 **11.3.2.4 RETRIEVE response with Observe indication**

2892 The Server shall transmit a RETRIEVE response message in response to a RETRIEVE request  
2893 message from a Client. If validation succeeded, the response includes an Observe indication. If  
2894 not, the Observe indication is omitted from the response which signals to the requesting Client that  
2895 registration for notification was not allowed.

2896 The RETRIEVE response message shall include the following parameters:

- 2897 – *fr*: Unique identifier of the Server.
- 2898 – *to*: Unique identifier of the Client.
- 2899 – *ri*: Identifier included in the RETRIEVE operation.
- 2900 – *cn*: Information Resource representation as requested by the Client.
- 2901 – *rs*: The result of the RETRIEVE operation.
- 2902 – *obs*: Indication that the response is made to an Observe operation.

#### 2903 **11.3.2.5 Resource monitoring by the Server**

2904 The Server shall monitor the state the Resource identified in the Observe request from the Client.  
2905 Anytime there is a change in the state of the Observed Resource, the Server sends another  
2906 RETRIEVE response with the Observe indication. The mechanism does not allow the client to  
2907 specify any bounds or limits which trigger a notification, the decision is left entirely to the server.

#### 2908 **11.3.2.6 Additional RETRIEVE responses with Observe indication**

2909 The Server shall transmit updated RETRIEVE response messages following Observed changes in  
2910 the state of the Resources indicated by the Client. The RETRIEVE response message shall include  
2911 the parameters listed in 11.3.2.4.

#### 2912 **11.3.2.7 Cancelling Observe**

2913 The Client can explicitly cancel Observe by sending a RETRIEVE request without the Observe  
2914 indication field to the same Resource on the Server which it was Observing. For certain protocol  
2915 mappings, the Client may also be able to cancel an Observe by ceasing to respond to the  
2916 RETRIEVE responses.

### 2917 **11.4 Introspection**

#### 2918 **11.4.1 Overview**

2919 Introspection is a mechanism to announce the capabilities of Resources hosted on the Device.

2920 The intended usage of the Introspection Device Data (IDD) is to enable dynamic Clients e.g. Clients  
2921 that can use the IDD) to generate dynamically a UI or dynamically create translations of the hosted



2922 Resources to another eco-system. Other usages of Introspection is that the information can be  
2923 used to generate Client code. The IDD is designed to augment the existing data already on the  
2924 wire. This means that existing mechanisms need to be used to get a full overview of what is  
2925 implemented in the Device. For example, the IDD does not convey information about Observability,  
2926 since that is already conveyed with the "p" Property on the Links in "/oic/res" (see 7.8.2.5.3).

2927 The IDD is recommended to be conveyed as static data. Meaning that the data does not change  
2928 during the uptime of a Device. However, when the IDD is not static, the Introspection Resource  
2929 shall be Observable and the url Property Value of "oic.wk.introspection" Resource shall change to  
2930 indicate that the IDD is changed.

2931 The IDD describes the Resources that make up the Device. For the complete list of included  
2932 Resources see Table 20. The IDD is described as a OpenAPI 2.0 in JSON format file. The text in  
2933 the following bulleted list contains OpenAPI 2.0 terms, such as paths, methods etc. The OpenAPI  
2934 2.0 file shall contain the description of the Resources:

- 2935 – The IDD will use the HTTP syntax, e.g., define the CRUDN operation as HTTP methods and  
2936 use the HTTP status codes.
- 2937 – The IDD does not have to define all the status codes that indicate an error situation.
- 2938 – The IDD does not have to define a schema when the status code indicates that there is no  
2939 payload (see HTTP status code 204 as an example).
- 2940 – The paths (URLs) of the Resources in the IDD shall be without the OCF Endpoint description,  
2941 e.g. it shall not be a fully-qualified URL but only the relative path from the OCF Endpoint, aka  
2942 the "href". The relative path may include a query parameter (e.g. "?if=oic.if.ll"), in such cases  
2943 the text following (and including) the "?" delimiter shall be removed before equating to the "href"  
2944 that is conveyed by "/oic/res".
- 2945 – The following Resources shall be excluded in the IDD:
  - 2946 – Resource with Resource Type: "oic.wk.res" unless 3rd party defined or optional Properties  
2947 are implemented.
  - 2948 – Resource with Resource Type: "oic.wk.introspection".
  - 2949 – Resources explicitly identified within other specifications working in conjunction with this  
2950 document (e.g. Resources that handle Wi-Fi Easy Setup, see [2]).
- 2951 – The following Resources shall be included in the IDD when optional or 3<sup>rd</sup> party defined  
2952 Properties are implemented:
  - 2953 – Resources with type: "oic.wk.p" and "oic.wk.d" (e.g. discovery related Resources).
  - 2954 – Security Virtual Resources from ISO/IEC 30118-2:2018.
- 2955 – When the Device does not expose instances of Vertical Resource Types, and does not have  
2956 any 3<sup>rd</sup> party defined Resources (see 7.8.4.4), and does not need to include Resources in the  
2957 IDD due to other clauses in this clause, then the IDD shall be an empty OpenAPI 2.0 file. An  
2958 example of an empty OpenAPI 2.0 file can be found in found in Annex **B.2**.
- 2959 – All other Resources that are individually addressable by a Client (i.e. the "href" can be resolved  
2960 and at least one operation is supported with a success path response) shall be listed in the IDD.
- 2961 – Per Resource the IDD shall include:
  - 2962 – All implemented methods
  - 2963 – For an OCF defined Resource Type, only the methods that are listed in the OpenAPI 2.0  
2964 definition are allowed to exist in the IDD. For an OCF defined Resource Type, methods  
2965 not listed in the OpenAPI 2.0 definition shall not exist in the IDD. The supported methods  
2966 contained in the IDD shall comply with the listed OCF Interfaces. For example, if the  
2967 POST method is listed in the IDD, then an OCF Interface that allows UPDATE will be  
2968 listed in the IDD.

- 2969 – Per supported method:
- 2970 – Implemented query parameters per method.
- 2971 – This includes the supported OCF Interfaces ("if") as enum values.
- 2972 – Schemas of the payload for the request and response bodies of the method.
- 2973 – Where the schema provides the representation of a batch request or response ("oic.if.b")
- 2974 the schema shall contain the representations for all Resource Types that may be
- 2975 included within the batch representation. The representations shall be provided within
- 2976 the IDD itself.
- 2977 – The schema data shall be conveyed by the OpenAPI 2.0 schema.
- 2978 – The OpenAPI 2.0 schema object shall comply with:
  - 2979 – The schemas shall be fully resolved, e.g. no references shall exist outside the
  - 2980 OpenAPI 2.0 file.
  - 2981 – The schemas shall list which OCF Interfaces are supported on the method.
  - 2982 – The schemas shall list if a Property is optional or required.
  - 2983 – The schemas shall include all Property validation keywords. Where an enum is
  - 2984 defined the enum shall contain the values supported by the Device. When vendor
  - 2985 defined extensions exist to the enum (defined in accordance to 7.8.4.4) these shall
  - 2986 be included in the enum.
  - 2987 – The schemas shall indicate if an Property is read only or read-write.
    - 2988 – By means of the readOnly schema tag belonging to the Property.
    - 2989 – Default value of readOnly is false as defined by OpenAPI 2.0.
  - 2990 – The default value of the "rt" Property shall be used to indicate the supported
  - 2991 Resource Types.
  - 2992 – oneOf and anyOf constructs are allowed to be used as part of a OpenAPI 2.0 schema
  - 2993 object. The OpenAPI 2.0 schema with oneOf and anyOf constructs can be found in
  - 2994 Annex B.1.
- 2995 – For Atomic Measurements (see clause 7.8.4), the following apply:
  - 2996 – The "rts" Property Value in the IDD shall include only the Resource Types the instance
  - 2997 contains and not the theoretical maximal set allowed by the schema definition.
  - 2998 – The Resources that are part of an Atomic Measurement, excluding the Atomic Measurement
  - 2999 Resource itself, shall not be added to their own individual path in the IDD, as they are not
  - 3000 individually addressable; however, the schemas for the composed Resource Types shall be
  - 3001 provided in the IDD as part of the batch response definition along with the "href" for the
  - 3002 Resource.

3003 Dynamic Resources (e.g. Resources that can be created on a request by a Client) shall have a  
 3004 URL definition which contains a URL identifier (e.g. using the {} syntax). A URL with {} identifies  
 3005 that the Resource definition applies to the whole group of Resources that may be created. The  
 3006 actual path may contain the Collection node that links to the Resource.

3007 Example of a URL with identifiers:

3008 /SceneListResURI/{SceneCollectionResURI}/{SceneMemberResURI}:

3009 When different Resource Types are allowed to be created in a Collection, then the different  
 3010 schemas for the CREATE method shall define all possible Resource Types that may be created.  
 3011 The schema construct oneOf allows the definition of a schema with selectable Resources. The  
 3012 oneOf construct allows the integration of all schemas and that only one existing sub schema shall  
 3013 be used to indicate the definition of the Resource that may be created.

3014 Example usage of oneOf JSON schema construct is shown in Figure 12:

```

3015 {
3016   "oneOf": [
3017     { <<subschema 1 definition>> },
3018     { << sub schema 2 definition >> }
3019     ...
3020   ]
3021 }

```

3022 **Figure 12 – Example usage of oneOf JSON schema**

3023 A Client using the IDD of a Device should check the version of the supported IDD of the Device.  
 3024 The OpenAPI 2.0 version is indicated in each file with the tag "swagger". Example of the 2.0  
 3025 supported version of the tag is: "swagger": "2.0". Later versions of this document may reference  
 3026 newer versions of the OpenAPI specification, for example 3.0.

3027 A Device shall support one Resource with a Resource Type of "oic.wk.introspection" as defined in  
 3028 Table 26. The Resource with a Resource Type of "oic.wk.introspection" shall be included in the  
 3029 Resource "/oic/res".

3030 An empty IDD file, e.g. no URLs are exposed, shall still have the mandatory OpenAPI 2.0 fields.  
 3031 See OpenAPI specification. An example of an empty OpenAPI 2.0 file can be found in found in  
 3032 Annex B.2.

3033 **Table 26 – Introspection Resource**

Pre-defined URI	Resource Type Title	Resource Type ID ("rt" value)	OCF Interfaces	Description	Related Functional Interaction
none	Introspection	"oic.wk.introspection"	"oic.if.r"	The Resource that announces the URL of the Introspection file.	Introspection

3034  
 3035 Table 27 defines "oic.wk.introspection" Resource Type.

3036 **Table 27 – "oic.wk.introspection" Resource Type definition**

Property title	Property name	Value type	Value rule	Unit	Access mode	Mandatory	Description
urlInfo	"urlInfo"	"array"	N/A	N/A	R	Yes	array of objects
url	"url"	"string"	"uri"	N/A	R	Yes	URL to the hosted payload
protocol	"protocol"	"string"	"enum"	N/A	R	Yes	Protocol definition to retrieve the Introspection Device Data from the url.
content-type	"content-type"	"string"	"enum"	N/A	R	No	content type of the url.
version	"version"	"integer"	"enum"	N/A	R	No	Version of the Introspection protocol, indicates which rules are applied on the Introspection Device Data regarding the content of the OpenAPI 2.0 file. Current value is 1.

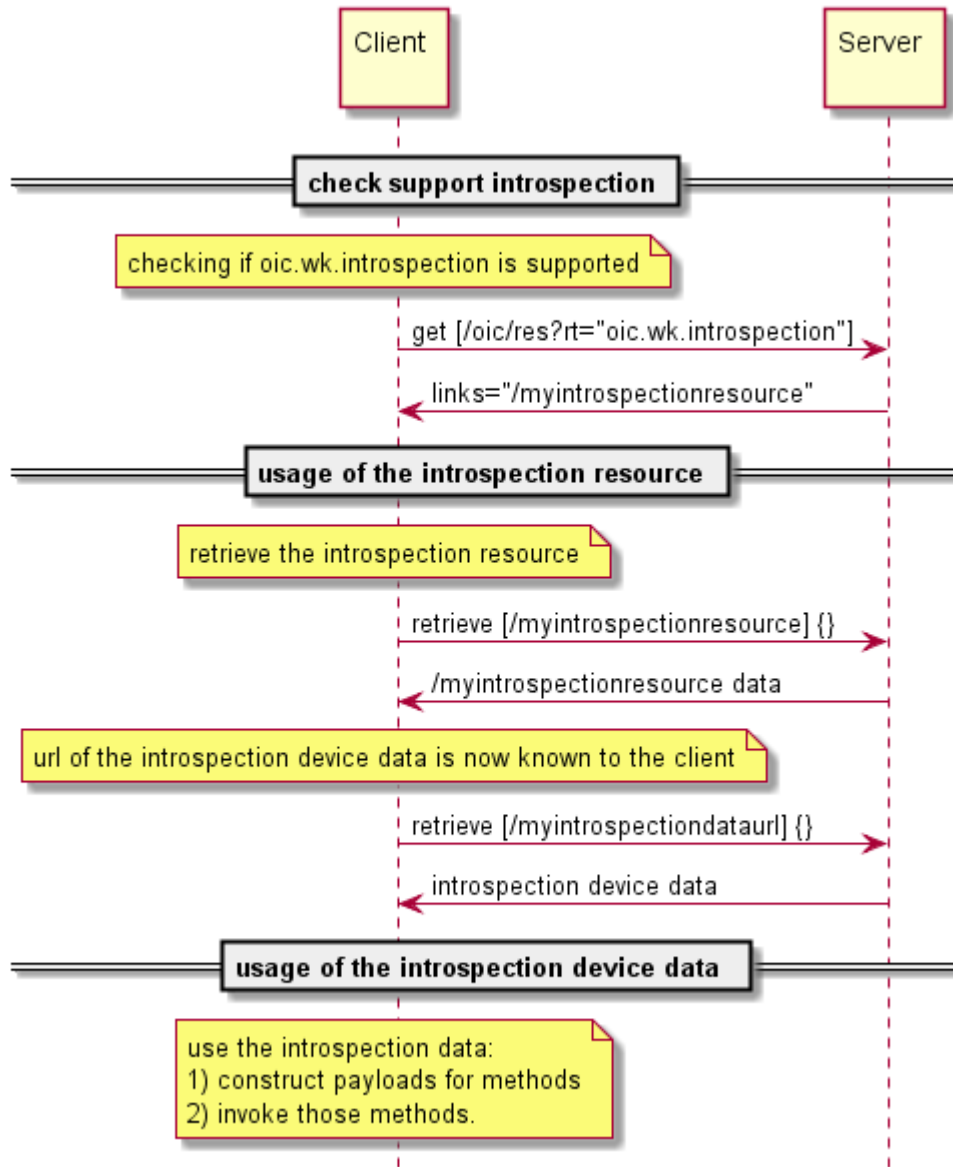
3037

3038 **11.4.2 Usage of Introspection**

3039 The Introspection Device Data is retrieved in the following steps and as depicted in Figure 13:

- 3040 – Check if the Introspection Resource is supported and retrieve the URL of the Resource.
- 3041 – Retrieve the contents of the Introspection Resource
- 3042 – Download the Introspection Device Data from the URL specified the Introspection Resource.
- 3043 – Usage of the Introspection Device Data by the Client

3044



3045

3046 **Figure 13 – Interactions to check Introspection support and download the Introspection**  
3047 **Device Data.**

3048 **11.5 Semantic Tags**

3049 **11.5.1 Introduction**

3050 Semantic Tags are meta-information associated with a specific Resource instance that are  
3051 represented as both Link Parameters and Resource Properties that provide a mechanism whereby  
3052 the Resource be annotated with additional contextual metadata that helps describe the Resource.

3053 When a Semantic Tag is defined for a Resource, it shall be present as a Link Parameter in all Links  
3054 that are present that target the Resource, including Links in "/oic/res" if the Resource is a  
3055 Discoverable Resource. The Semantic Tag is further treated as a Common Property associated  
3056 with the Resource and so shall be returned as part of the "baseline" response for the Resource if  
3057 a Semantic Tag has been populated.

3058 **11.5.2 Semantic Tag definitions**

3059 **11.5.2.1 Relative and descriptive position Semantic Tags**

3060 **11.5.2.1.1 Introduction**

3061 Consider where there may be multiple instances of the same Resource Type exposed by a Device;  
3062 or a case where there may be potentially ambiguity with regard to the physical attribute that a  
3063 Resource is representing. In such a case the ability to annotate the Links to the Resource with  
3064 information pertaining to the relative position of the Resource within the Physical Device becomes  
3065 useful.

3066 **11.5.2.1.2 "tag-pos-desc" or position description Semantic Tag**

3067 The "tag-pos-desc" Semantic Tag as defined in Table 28 describes the position of the Resource as  
3068 a descriptive position. If the tag is not exposed it conveys the same meaning as if the tag is exposed  
3069 with a value of "unknown". The value for the "tag-pos-desc" Semantic Tag if exposed, shall be a  
3070 string containing a value from the enumeration detailed in Annex C. The population of the Semantic  
3071 Tag is defined by the Device vendor and shall not be mutable by a Client.

3072 **Table 28 – "tag-pos-desc" Semantic Tag definition**

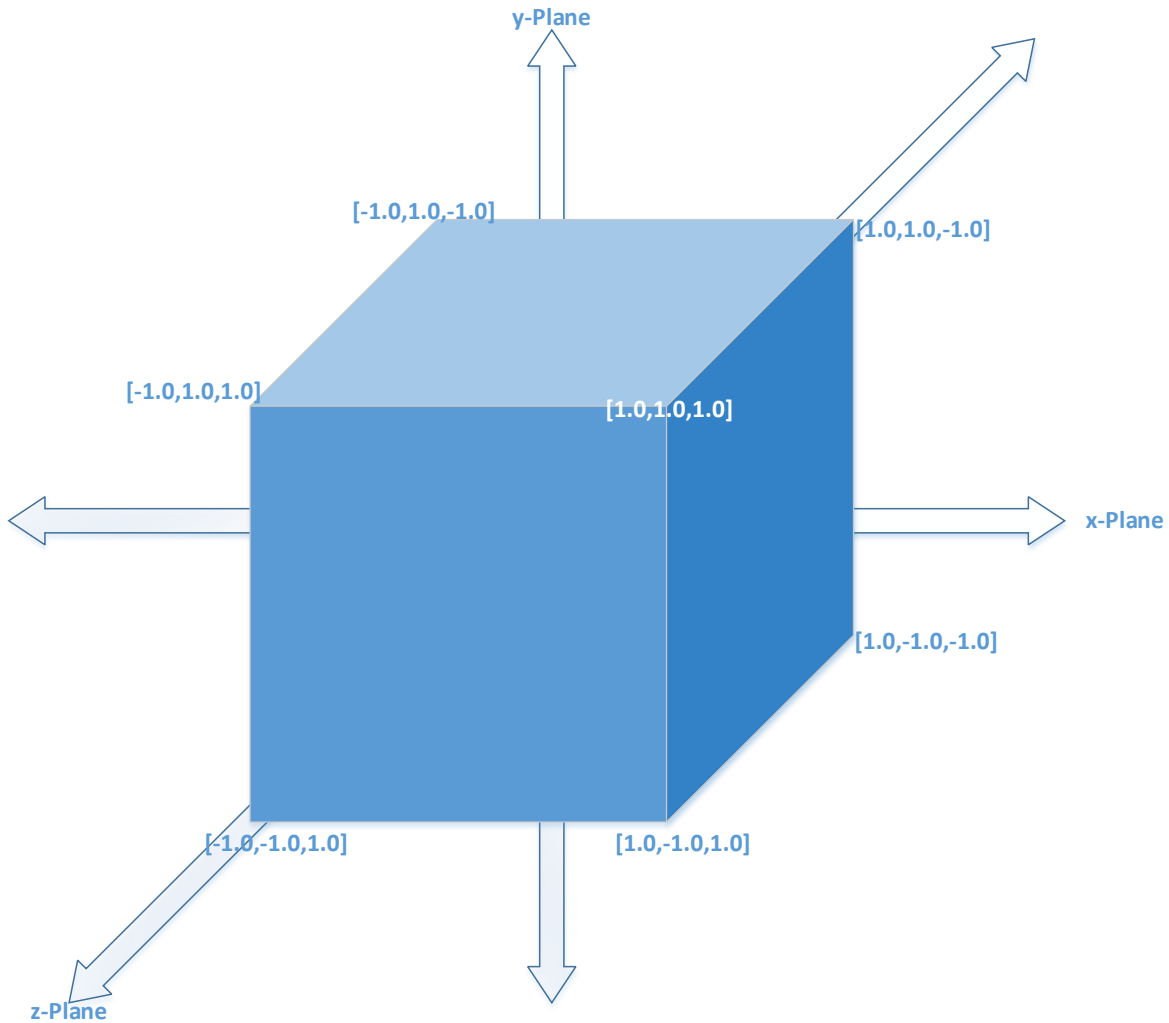
Link Parameter name	Type	Contents	Value example
"tag-pos-desc"	enum	See Annex C	"tag-pos-desc": "topleft"

3073

3074 **11.5.2.1.3 "tag-pos-rel" or relative position Semantic Tag**

3075 The "tag-pos-rel" Semantic Tag describes the position of the Resource as a relative position in 3D  
3076 space against a known point defined by the Device vendor. The known point is defined using [x,y,z]  
3077 form as [0.0,0.0,0.0]. The position itself is then represented by the x-, y-, and z- plane relative  
3078 position from this known point using a bounded box of size +1.0/-1.0 in each plane.

3079 Figure 14 illustrates the definition of "tag-pos-rel".



3080

3081

**Figure 14 – "tag-pos-rel" definition**

3082 The "tag-pos-rel" Semantic Tag value is defined by the Device vendor and shall not be mutable by  
 3083 a Client. This is detailed in Table 29.

3084

**Table 29 – "tag-pos-rel" Semantic Tag definition**

Link Parameter name	Type	Contents	Value example
"tag-pos-rel"	array	Three element array of numbers defining the position relative to a known [0,0,0] point within the context of an abstract box [-1,-1,-1],[1,1,1].	"tag-pos-rel": [0.5,0.5,0.5]

3085

## 3086 11.5.2.2 Functional behaviour Semantic Tags

### 3087 11.5.2.2.1 Introduction

3088 Consider, for example, the case of a Device that supports two target temperatures simultaneously  
 3089 for different modes of operation, for example a temperature for heating and a separate temperature  
 3090 for cooling.

3091 There is then an ambiguity with respect to the target mode of the specific temperature Resource;  
3092 it isn't explicit which instance of temperature is associated with which Device function. In such a  
3093 case the ability to annotate the Links to the Resource with information pertaining to the function of  
3094 the Resource within the Physical Device becomes useful.

#### 3095 **11.5.2.2.2 "tag-func-desc" or function description Semantic Tag**

3096 The "tag-func-desc" Semantic Tag describes the function of the Resource, if exposed it shall be  
3097 populated with a value from the currently supported set of standardized enumeration values defined  
3098 by the Device ecosystem specifications. If the tag is not exposed it conveys the same meaning as  
3099 if the tag is exposed with a value of "unknown". The value for the "tag-func-desc" Semantic Tag, if  
3100 exposed, is defined by the Device vendor and shall not be mutable by a Client.

3101 This "tag-func-desc" Semantic Tag is detailed in Table 30.

3102 **Table 30 – "tag-func-desc" Semantic Tag definition**

Link Parameter name	Type	Contents	Value example
"tag-func-rel"	enum	Defined by Device ecosystem	"tag-func-desc": "cool"

3103

## 3104 **12 Messaging**

### 3105 **12.1 Introduction**

3106 This clause specifies the protocol messaging mapping to the CRUDN messaging operations (clause  
3107 8) for each messaging protocol specified (e.g., CoAP.). Mapping to additional protocols is expected  
3108 in later version of this document. All the Property information from the Resource model shall be  
3109 carried within the message payload. This payload shall be generated in the Resource model layer  
3110 and shall be encapsulated in the data connectivity layer. The message header shall only be used  
3111 to describe the message payload (e.g., verb, mime-type, message payload format), in addition to  
3112 the mandatory header fields defined in a messaging protocol (e.g., CoAP) specification. If the  
3113 message header does not support this, then this information shall also be carried in the message  
3114 payload. Resource model information shall not be included in the message header structure unless  
3115 the message header field is mandatory in the messaging protocol specification.

3116 When a Resource is specified with a RESTful description language like OpenAPI 2.0 then the HTTP  
3117 syntax definitions are used in the description (e.g., HTTP syntax for the CRUDN operations, status  
3118 codes, etc). The HTTP syntax will be mapped to the actual used web transfer protocol (e.g., CoAP).

### 3119 **12.2 Mapping of CRUDN to CoAP**

#### 3120 **12.2.1 Overview**

3121 A Device implementing CoAP shall conform to IETF RFC 7252 for the methods specified in clause  
3122 12.2.3. A Device implementing CoAP shall conform to IETF RFC 7641 to implement the CoAP  
3123 Observe option. Support for CoAP block transfer when the payload is larger than the MTU is defined  
3124 in 12.2.8.

#### 3125 **12.2.2 URIs**

3126 An OCF: URI is mapped to a coap: URI by replacing the scheme name "ocf" with "coap" if unsecure  
3127 or "coaps" if secure before sending over the network by the requestor. Similarly on the receiver  
3128 side, the scheme name is replaced with "ocf".

3129 Any query string that is present within the URI is encoded as one or more URI-Query Options as  
3130 defined in IETF RFC 7252 clause 6.4.

3131 **12.2.3 CoAP method with request and response**

3132 **12.2.3.1 Overview**

3133 Every request has a CoAP method that realizes the request. The primary methods and their  
3134 meanings are shown in Table 31, which provides the mapping of GET/POST/DELETE methods to  
3135 CREATE, RETRIEVE, UPDATE, and DELETE operations. The associated text provides the generic  
3136 behaviours when using these methods, however Resource OCF Interfaces may modify these  
3137 generic semantics. The HTTP codes in the RESTful descriptions will be translated as described in  
3138 IETF RFC 8075 clause 7 Response Code Mapping. CoAP methods not listed in Table 31 are not  
3139 supported.

3140 **Table 31 – CoAP request and response**

Method for CRUDN	(mandatory) Request data	(mandatory) Response data
<b>GET for RETRIEVE</b>	- <b>Method code:</b> GET (0.01). - <b>Request URI:</b> an existing URI for the Resource to be retrieved	- <b>Response code:</b> success (2.xx) or error (4.xx or 5.xx). - <b>Payload:</b> Resource representation of the target Resource (when successful).
<b>POST for CREATE</b>	- <b>Method code:</b> POST (0.02). - <b>Request URI:</b> an existing URI for the Resource responsible for the creation. - <b>Payload:</b> Resource presentation of the Resource to be created.	- <b>Response code:</b> success (2.xx) or error (4.xx or 5.xx). - <b>Payload:</b> the URI of the newly created Resource (when successful).
<b>POST for UPDATE</b>	- <b>Method code:</b> POST (0.02). - <b>Request URI:</b> an existing URI for the Resource to be updated. - <b>Payload:</b> representation of the Resource to be updated.	- <b>Response Code:</b> success (2.xx) or error (4.xx or 5.xx).
<b>DELETE for DELETE</b>	- <b>Method code:</b> DELETE (0.04). - <b>Request URI:</b> an existing URI for the Resource to be deleted.	- <b>Response code:</b> success (2.xx) or error (4.xx or 5.xx).

3141

3142

3143 **12.2.3.2 CREATE with POST**

3144 POST shall be used only in situations where the request URI is valid, that is it is the URI of an  
3145 existing Resource on the Server that is processing the request. If no such Resource is present, the  
3146 Server shall respond with an error response code of 4.xx. The use of POST for CREATE shall use  
3147 an existing request URI which identifies the Resource on the Server responsible for creation. The  
3148 URI of the created Resource is determined by the Server and provided to the Client in the response.

3149 A Client shall include the representation of the new Resource in the request payload. The new  
3150 resource representation in the payload shall have all the necessary Properties to create a valid  
3151 Resource instance, i.e. the created Resource should be able to properly respond to the valid  
3152 Request with mandatory OCF Interface (e.g., "GET with ?if=oc.if.baseline").

3153 Upon receiving the POST request, the Server shall either:

- 3154 – Create the new Resource with a new URI, respond with the new URI for the newly created  
3155 Resource and a success response code (2.xx); or
- 3156 – respond with an error response code (4.xx or 5.xx).



3157 **12.2.3.3 RETRIEVE with GET**

3158 GET shall be used for the RETRIEVE operation. The GET method retrieves the representation of  
3159 the target Resource identified by the request URI.

3160 Upon receiving the GET request, the Server shall either:

- 3161 – Send back the response with the representation of the target Resource with a success response  
3162 code (2.xx); or
- 3163 – respond with an error response code (4.xx or 5.xx) or ignore it (e.g. non-applicable multicast  
3164 GET).

3165 GET is a safe method and is idempotent.

3166 **12.2.3.4 UPDATE with POST**

3167 POST shall be used only in situations where the request URI is valid, that is it is the URI of an  
3168 existing Resource on the Server that is processing the request. If no such Resource is present, the  
3169 Server shall respond with an error response code of 4.xx. A client shall use POST to UPDATE  
3170 Property values of an existing Resource.

3171 Upon receiving the request, the Server shall either:

- 3172 – Apply the request to the Resource identified by the request URI in accordance with the applied  
3173 OCF Interface (i.e. POST for non-existent Properties is ignored) and send back a response with  
3174 a success response code (2.xx); or
- 3175 – respond with an error response code (4.xx or 5.xx). Note that if the representation in the payload  
3176 is incompatible with the target Resource for POST using the applied OCF Interface (i.e. the  
3177 overwrite semantic cannot be honored because of read-only Property in the payload), then the  
3178 error response code 4.xx shall be returned.

3179 **12.2.3.5 DELETE with DELETE**

3180 DELETE shall be used for DELETE operation. The DELETE method requests that the Resource  
3181 identified by the request URI be deleted.

3182 Upon receiving the DELETE request, the Server shall either:

- 3183 – Delete the target Resource and send back a response with a success response code (2.xx); or
- 3184 – respond with an error response code (4.xx or 5.xx).

3185 DELETE is unsafe but idempotent (unless URIs are recycled for new instances).

3186 **12.2.4 Content-Format negotiation**

3187 The Framework mandates support of CBOR, however it allows for negotiation of the payload body  
3188 if more than one Content-Format (e.g. CBOR and JSON) is supported by an implementation. In this  
3189 case the Accept Option defined in clause 5.10.4 of IETF RFC 7252 shall be used to indicate which  
3190 Content-Format (e.g. JSON) is requested by the Client.

3191 The Content-Formats supported are shown in Table 32.

3192 **Table 32 – OCF Content-Formats**

Media Type	ID
"application/vnd.ocf+cbor"	10000

3193

3194 Clients shall include a Content-Format Option in every message that contains a payload. Servers  
 3195 shall include a Content-Format Option for all success (2.xx) responses with a payload body. Per  
 3196 IETF RFC 7252 clause 5.5.1, Servers shall include a Content-Format Option for all error (4.xx or  
 3197 5.xx) responses with a payload body unless they include a Diagnostic Payload; error responses  
 3198 with a Diagnostic Payload do not include a Content-Format Option. The Content-Format Option  
 3199 shall use the ID column numeric value from Table 32. An OCF vertical may mandate a specific  
 3200 Content-Format Option.

3201 Clients shall also include an Accept Option in every request message. The Accept Option shall  
 3202 indicate the required Content-Format as defined in Table 32 for response messages. The Server  
 3203 shall return the required Content-Format if available. If the required Content-Format cannot be  
 3204 returned, then the Server shall respond with an appropriate error message.

3205 **12.2.5 OCF-Content-Format-Version information**

3206 Servers and Clients shall include the OCF-Content-Format-Version Option in both request and  
 3207 response messages with a payload. Clients shall include the OCF-Accept-Content-Format-Version  
 3208 Option in request messages. The OCF-Content-Format-Version Option and OCF-Accept-Content-  
 3209 Format-Version Option are specified as Option Numbers in the CoAP header as shown in Table 33.

3210 **Table 33 – OCF-Content-Format-Version and OCF-Accept-Content-Format-Version Option**  
 3211 **Numbers**

CoAP Option Number	Name	Format	Length (bytes)
2049	OCF-Accept-Content-Format-Version	uint	2
2053	OCF-Content-Format-Version	uint	2

3212  
 3213 The value of both the OCF-Accept-Content-Format-Version Option and the OCF-Content-Format-  
 3214 Version Option is a two-byte unsigned integer that is used to define the major, minor and sub  
 3215 versions. The major and minor versions are represented by 5 bits and the sub version is  
 3216 represented by 6 bits as shown in Table 34.

3217 **Table 34 – OCF-Accept-Content-Format-Version and OCF-Content-Format-Version**  
 3218 **Representation**

Bit	Major Version					Minor Version					Sub Version					
	15	14	13	12	11	10	9	8	7	6	5	4	3	2	1	0

3219  
 3220 Table 35 illustrates several examples:

3221 **Table 35 – Examples of OCF-Content-Format-Version and OCF-Accept-Content-Format-**  
 3222 **Version Representation**

OCF version	Binary representation	Integer value
"1.0.0"	"0000 1000 0000 0000"	2048
"1.1.0"	"0000 1000 0100 0000"	2112

3224 The OCF-Accept-Content-Format-Version Option and OCF-Content-Format-Version Option for this  
3225 version of the document shall be "1.0.0" (i.e. "0b0000 1000 0000 0000").

### 3226 12.2.6 Content-Format policy

3227 All Devices shall support the current Content-Format Option, "application/vnd.ocf+cbor", and OCF-  
3228 Content-Format-Version "1.0.0".

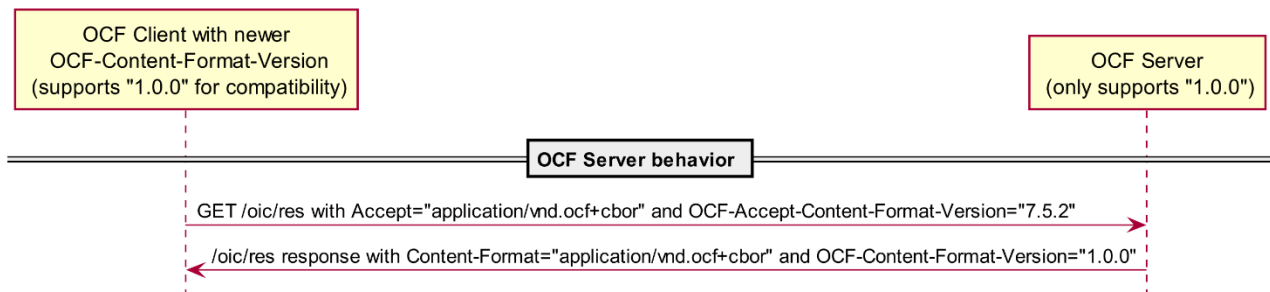
3229 For backward compatibility with previous OCF-Content-Format-Version Options:

- 3230 – All Client Devices shall support OCF-Content-Format-Version Option set to "1.0.0" and higher.
- 3231 – All Client Devices shall support OCF-Accept-Content-Format-Version Option set to "1.0.0" and  
3232 higher.
- 3233 – A Client shall send a discovery request message with its Accept Option set to  
3234 "application/vnd.ocf+cbor", and its OCF-Accept-Content-Format-Version Option matching its  
3235 highest supported version.
- 3236 – A Server shall respond to a Client's discovery request that is higher than its OCF-Content-  
3237 Format-Version by responding with its Content-Format Option set to "application/vnd.ocf+cbor",  
3238 and OCF-Content-Format-Version matching its highest supported version. The response  
3239 representation shall be encoded with the OCF-Content-Format-Version matching the Server's  
3240 highest supported version.
- 3241 – A Server may support previous Content-Formats and OCF-Content-Format-Versions to support  
3242 backward compatibility with previous versions.
- 3243 – For a Server that supports multiple OCF-Content-Format-Version Options, the Server should  
3244 attempt to respond with an OCF-Content-Format-Version that matches the OCF-Accept-  
3245 Content-Format-Version of the request.

3246 To maintain compatibility between Devices implemented to different versions of this document,  
3247 Devices should follow the policy as described in Figure 15.

3248 The OCF Clients in Figure 15 support sending Content-Format Option set to  
3249 "application/vnd.ocf+cbor", Accept Option set to "application/vnd.ocf+cbor", OCF-Content-Format-  
3250 Version Option set to "1.0.0", and OCF-Accept-Content-Format-Version Option set to "1.0.0"  
3251 (representing OCF 1.0 and later Clients). The OCF Servers in Figure 15 support sending Content-  
3252 Format Option set to "application/vnd.ocf+cbor" and OCF-Content-Format-Version Option set to  
3253 "1.0.0" (representing OCF 1.0 and later Servers).

3254



3255

3256 **Figure 15 – Content-Format Policy for backward compatible OCF Clients negotiating lower**  
3257 **OCF Content-Format-Version**

### 3258 12.2.7 CRUDN to CoAP response codes

3259 The mapping of CRUDN operations response codes to CoAP response codes are identical to the  
3260 response codes defined in IETF RFC 7252.

3261 **12.2.8 CoAP block transfer**

3262 Basic CoAP messages work well for the small payloads typical of light-weight, constrained IoT  
3263 devices. However scenarios can be envisioned in which an application needs to transfer larger  
3264 payloads.

3265 CoAP block-wise transfer as defined in IETF RFC 7959 shall be used by all Servers which generate  
3266 a content payload that would exceed the size of a CoAP datagram as the result of handling any  
3267 defined CRUDN operation.

3268 Similarly, CoAP block-wise transfer as defined in IETF RFC 7959 shall be supported by all Clients.  
3269 The use of block-wise transfer is applied to both the reception of payloads as well as transmission  
3270 of payloads that would exceed the size of a CoAP datagram.

3271 All blocks that are sent using this mechanism for a single instance of a transfer shall all have the  
3272 same reliability setting (i.e. all confirmable or all non-confirmable).

3273 A Client may support both the block1 (as descriptive) and block2 (as control) options as described  
3274 by IETF RFC 7959. A Server may support both the block1 (as control) and block2 (as descriptive)  
3275 options as described by IETF RFC 7959.

3276 **12.2.9 Generic requirements for CoAP multicast**

3277 A Client may use CoAP multicast to retrieve a target Resource with a fixed local path from multiple  
3278 other Devices. This clause provides generic requirements for this mechanism.

3279 – Devices shall join the All OCF Nodes multicast groups (as defined in [IANA IPv6 Multicast  
3280 Address Space Registry]) with scopes 2, 3, and 5 (i.e., ff02::158, ff03::158 and ff05::158) and  
3281 shall listen on the port 5683. For compliance to IETF RFC 7252 a Device may additionally join  
3282 the All CoAP Nodes multicast groups.

3283 – Clients intending to discover Resources shall join the multicast groups as defined in the first  
3284 bullet.

3285 – Clients shall send multicast requests to the All OCF Nodes multicast group address with scope  
3286 2 ("ff02::158") at port "5683". The requested URI shall be the fixed local path of the target  
3287 Resource optionally followed by query parameters. For compliance to IETF RFC 7252 a Client  
3288 may additionally send to the All CoAP Nodes multicast groups.

3289 – To discover Devices on a low-rate wireless personal area network (LR-WPAN) [see  
3290 IETF RFC 7346], Clients should send additional discovery requests (GET request) to the All  
3291 OCF Nodes multicast group address with REALM\_LOCAL scope 3 ("ff03::158") at port "5683".  
3292 The set of replying Devices then can be used to distinguish if the Device is SITE\_LOCAL or  
3293 REALM\_LOCAL to the Client discovering the Devices. Such request shall use the IPv6 hop limit  
3294 with a value of 255. If the Client sends discovery requests to All OCF Nodes, then for  
3295 compliance to IETF RFC 7252 a Client may additionally send to the All CoAP Nodes multicast  
3296 groups with the same REALM\_LOCAL scope with the IPv6 hop limit value of 255.

3297 – Clients should send discovery requests (GET request) to the All OCF Nodes multicast group  
3298 address with SITE\_LOCAL scope 5 ("ff05::158") at port "5683". Such request shall use the IPv6  
3299 hop limit with a value of 255. If the Client sends discovery requests to All OCF Nodes, then for  
3300 compliance to IETF RFC 7252 a Client may additionally send to the All CoAP Nodes multicast  
3301 groups with the same SITE\_LOCAL scope with the IPv6 hop limit value of 255.

3302 – The multicast request shall be permitted by matching the request to an ACE which permits  
3303 unauthenticated access to the target Resource as described in ISO/IEC 30118-2:2018.

3304 – Handling of multicast requests shall be as described in clause 8 of IETF RFC 7252 and clause  
3305 4.1 in IETF RFC 6690.

3306 – Devices which receive the request shall respond, subject to query parameter processing  
3307 specific to the requested Resource.

3308 **12.3 Mapping of CRUDN to CoAP serialization over TCP**

3309 **12.3.1 Overview**

3310 In environments where TCP is already available, CoAP can take advantage of it to provide reliability.  
3311 Also in some environments UDP traffic is blocked, so deployments may use TCP. For example,  
3312 consider a cloud application acting as a Client and the Server is located at the user's home. A  
3313 Server which already support CoAP as a messaging protocol could easily support CoAP  
3314 serialization over TCP rather than utilizing another messaging protocol. A Device implementing  
3315 CoAP Serialization over TCP shall conform to IETF RFC 8323.

3316 **12.3.2 URIs**

3317 When UDP is blocked, Clients are dependent on pre-configured details of the Device to determine  
3318 if the Device supports CoAP serialization over TCP. When UDP is not-blocked, a Device which  
3319 supports CoAP serialization over TCP shall populate the "eps" Parameter in the "/oic/res" response,  
3320 as defined in 10.2, with the URI scheme(s) as defined in clause 8.1 or 8.2 of IETF RFC 8323. For  
3321 the "coaps+tcp" URI scheme, as defined in clause 8.2 of IETF RFC 8323, IETF RFC 7301 shall be  
3322 used. In addition, the URIs used for CoAP serialization over TCP shall conform to 12.2.2 by  
3323 substituting the scheme names with the scheme names defined in clauses 8.1 and 8.2 of  
3324 IETF RFC 8323 respectively.

3325 **12.3.3 CoAP method with request and response**

3326 The CoAP methods used for CoAP serialization over TCP shall conform to 12.2.3.

3327 **12.3.4 Content-Format negotiation**

3328 The Content Format negotiation used for CoAP serialization over TCP shall conform to 12.2.4.

3329 **12.3.5 OCF-Content-Format-Version information**

3330 The OCF Content Format Version information used for CoAP serialization over TCP shall conform  
3331 to 12.2.5.

3332 **12.3.6 Content-Format policy**

3333 The Content Format policy used for CoAP serialization over TCP shall conform to 12.2.6.

3334 **12.3.7 CRUDN to CoAP response codes**

3335 The CRUDN to CoAP response codes for CoAP serialization over TCP shall conform to 12.2.7.

3336 **12.3.8 CoAP block transfer**

3337 The CoAP block transfer for CoAP serialization over TCP shall conform to clause 6 of  
3338 IETF RFC 8323.

3339 **12.3.9 Keep alive (connection health)**

3340 The Device that initiated the CoAP over TCP connection shall send a Ping message as described  
3341 in clause 5.4 in IETF RFC 8323. The Device to which the connection was made may send a Ping  
3342 message. The recipient of any Ping message shall send a Pong message as described in clause  
3343 5.4 in IETF RFC 8323.

3344 Both sides of an established CoAP over TCP connection may send subsequent Ping (and  
3345 corresponding Pong) messages.

3346 **12.4 Payload Encoding in CBOR**

3347 OCF implementations shall perform the conversion to CBOR from JSON defined schemas and to  
3348 JSON from CBOR in accordance with IETF RFC 7049 clause 4 unless otherwise specified in this  
3349 clause.

3350 Properties defined as a JSON integer shall be encoded in CBOR as an integer (CBOR major types  
3351 0 and 1). Properties defined as a JSON number shall be encoded as an integer, single- or double-  
3352 precision floating point (CBOR major type 7, sub-types 26 and 27); the choice is implementation  
3353 dependent. Half-precision floating point (CBOR major 7, sub-type 25) shall not be used. Integer  
3354 numbers shall be within the closed interval  $[-2^{53}, 2^{53}]$ . Properties defined as a JSON number  
3355 should be encoded as integers whenever possible; if this is not possible Properties defined as a  
3356 JSON number should use single-precision if the loss of precision does not affect the quality of  
3357 service, otherwise the Property shall use double-precision.

3358 On receipt of a CBOR payload, an implementation shall be able to interpret CBOR integer values  
3359 in any position. If a Property defined as a JSON integer is received encoded other than as an  
3360 integer, the implementation may reject this encoding using a final response as appropriate for the  
3361 underlying transport (e.g. 4.00 for CoAP) and thus optimise for the integer case. If a Property is  
3362 defined as a JSON number an implementation shall accept integers, single- and double-precision  
3363 floating point.

### 3364 **13 Security**

3365 The details for handling security and privacy are specified in ISO/IEC 30118-2:2018.

3366  
3367  
3368  
3369

## Annex A (normative)

### Resource Type definitions

#### 3370 A.1 List of Resource Type definitions

3371 All the clauses in Annex A describe the Resource Types with a RESTful API definition language.  
3372 The Resource Type definitions presented in Annex A are formatted for readability, and so may  
3373 appear to have extra line breaks. Table A.1 contains the list of defined Core Common Resources  
3374 in this document.

3375 **Table A.1 – Alphabetized list of Core Resources**

Friendly Name (informative)	Resource Type (rt)	Clause
Atomic Measurement	"oic.wk.atomicmeasurement"	A.2
Collections	"oic.wk.col"	A.3
Device	"oic.wk.d"	A.4
Discoverable Resource	"oic.wk.res"	A.7
Introspection	"oic.wk.introspection"	A.5
Platform	"oic.wk.p"	A.6

#### 3376 A.2 Atomic Measurement links list representation

##### 3377 A.2.1 Introduction

3378 The oic.if.baseline OCF Interface exposes a representation of the links and  
3379 the Common Properties of the Atomic Measurement Resource.  
3380

##### 3381 A.2.2 Example URI

3382 /AtomicMeasurementResURI

##### 3383 A.2.3 Resource type

3384 The Resource Type is defined as: "oic.wk.atomicmeasurement".

##### 3385 A.2.4 OpenAPI 2.0 definition

```
3386 {  
3387     "swagger": "2.0",  
3388     "info": {  
3389         "title": "Atomic Measurement links list representation",  
3390         "version": "2019-03-04",  
3391         "license": {  
3392             "name": "OCF Data Model License",  
3393             "url": "https://openconnectivityfoundation.github.io/core/LICENSE.md",  
3394             "x-copyright": "Copyright 2018-2019 Open Connectivity Foundation, Inc. All rights reserved."  
3395         },  
3396         "termsOfService": "https://openconnectivityfoundation.github.io/core/DISCLAIMER.md"  
3397     },  
3398     "schemes": ["http"],  
3399     "consumes": ["application/json"],  
3400     "produces": ["application/json"],  
3401     "paths": {  
3402         "/AtomicMeasurementResURI?if=oic.if.ll": {  
3403             "get": {  
3404                 "description": "The oic.if.ll OCF Interface exposes a representation  
3405 of the Links",
```

```

3406         "parameters": [
3407     {
3408         "$ref": "#/parameters/interface-all"
3409     }
3410 ],
3411     "responses": {
3412         "200": {
3413             "description": "",
3414             "x-example": [{
3415                 "href": "/temperature",
3416                 "rt": ["oic.r.temperature"],
3417                 "if": ["oic.if.s", "oic.if.baseline"]
3418             }],
3419             {
3420                 "href": "/bodylocation",
3421                 "rt": ["oic.r.body.location.temperature"],
3422                 "if": ["oic.if.s", "oic.if.baseline"]
3423             },
3424             {
3425                 "href": "/timestamp",
3426                 "rt": ["oic.r.time.stamp"],
3427                 "if": ["oic.if.s", "oic.if.baseline"]
3428             }],
3429             "schema": {
3430                 "$ref": "#/definitions/links"
3431             }
3432         }
3433     }
3434 },
3435     "/AtomicMeasurementResURI?if=oic.if.b": {
3436         "get": {
3437             "description": "The oic.if.b OCF Interface returns data items
3438 retrieved from Resources pointed to by the Links.\n",
3439             "parameters": [
3440     {
3441         "$ref": "#/parameters/interface-all"
3442     }
3443 ],
3444     "responses": {
3445         "200": {
3446             "description": "Normal response, no errors, all
3447 Properties are returned correctly\n",
3448             "x-example": [{
3449                 "href": "/temperature",
3450                 "rep": {
3451                     "temperature": 38,
3452                     "units": "C",
3453                     "range": [25, 45]
3454                 }
3455             }],
3456             {
3457                 "href": "/bodylocation",
3458                 "rep": {
3459                     "bloc": "ear"
3460                 }
3461             },
3462             {
3463                 "href": "/timestamp",
3464                 "rep": {
3465                     "timestamp": "2007-04-05T14:30+09:00"
3466                 }
3467             }],
3468             "schema": {
3469                 "$ref": "#/definitions/batch-retrieve"
3470             }
3471         }
3472     }
3473 },
3474     "/AtomicMeasurementResURI?if=oic.if.baseline": {
3475
3476

```



```

3477         "get": {
3478             "description": "The oic.if.baseline OCF Interface exposes a
3479 representation of the links and\nthe Common Properties of the Atomic Measurement Resource.\n",
3480             "parameters": [
3481                 {
3482                     "$ref": "#/parameters/interface-all"
3483                 }
3484             ],
3485             "responses": {
3486                 "200": {
3487                     "description": "",
3488                     "x-example": {
3489                         "rt": ["oic.wk.atomicmeasurement"],
3490                         "if": ["oic.if.b", "oic.if.ll",
3491 "oic.if.baseline"],
3492                         "rts": ["oic.r.temperature",
3493 "oic.r.body.location.temperature", "oic.r.time.stamp"],
3494                         "rts-m": ["oic.r.temperature",
3495 "oic.r.body.location.temperature", "oic.r.time.stamp"],
3496                         "links": [{
3497                             "href": "/temperature",
3498                             "rt": ["oic.r.temperature"],
3499                             "if": ["oic.if.s", "oic.if.baseline"]
3500                         },
3501                         {
3502                             "href": "/bodylocation",
3503                             "rt":
3504 ["oic.r.body.location.temperature"],
3505                             "if": ["oic.if.s", "oic.if.baseline"]
3506                         },
3507                         {
3508                             "href": "/timestamp",
3509                             "rt": ["oic.r.time.stamp"],
3510                             "if": ["oic.if.s", "oic.if.baseline"]
3511                         }
3512                     ],
3513                     "schema": {
3514                         "$ref": "#/definitions/baseline"
3515                     }
3516                 }
3517             }
3518         }
3519     },
3520     "parameters": {
3521         "interface-all": {
3522             "in": "query",
3523             "name": "if",
3524             "type": "string",
3525             "enum": ["oic.if.b", "oic.if.ll", "oic.if.baseline"]
3526         }
3527     },
3528     "definitions": {
3529         "links": {
3530             "type": "array",
3531             "items": {
3532                 "$ref": "#/definitions/oic.oic-link"
3533             }
3534         },
3535         "batch-retrieve": {
3536             "title": "Collection Batch Retrieve Format (auto merged)",
3537             "minItems": 1,
3538             "items": {
3539                 "additionalProperties": true,
3540                 "properties": {
3541                     "href": {
3542                         "$ref":
3543 "https://openconnectivityfoundation.github.io/core/schemas/oic.links.properties.core-
3544 schema.json#/definitions/href"
3545                     }
3546                 },
3547                 "rep": {

```

```

3548         "oneOf": [{
3549             "description": "The response payload from a
3550 single Resource",
3551             "type": "object"
3552         },
3553         {
3554             "description": " The response payload from a
3555 Collection (batch) Resource",
3556             "items": {
3557                 "properties": {
3558                     "anchor": {
3559                         "$ref":
3560 "https://openconnectivityfoundation.github.io/core/schemas/oic.links.properties.core-
3561 schema.json#/definitions/anchor"
3562                     },
3563                     "di": {
3564                         "$ref":
3565 "https://openconnectivityfoundation.github.io/core/schemas/oic.links.properties.core-
3566 schema.json#/definitions/di"
3567                     },
3568                     "eps": {
3569                         "$ref":
3570 "https://openconnectivityfoundation.github.io/core/schemas/oic.links.properties.core-
3571 schema.json#/definitions/eps"
3572                     },
3573                     "href": {
3574                         "$ref":
3575 "https://openconnectivityfoundation.github.io/core/schemas/oic.links.properties.core-
3576 schema.json#/definitions/href"
3577                     },
3578                     "if": {
3579                         "description": "The OCF
3580 Interface set supported by this Resource",
3581                         "items": {
3582                             "enum": [
3583                                 "oic.if.baseline",
3584                                 "oic.if.ll",
3585                                 "oic.if.b",
3586                                 "oic.if.rw",
3587                                 "oic.if.r",
3588                                 "oic.if.a",
3589                                 "oic.if.s"],
3590                             "type": "array"
3591                         }
3592                     },
3593                     "minItems": 1,
3594                     "uniqueItems": true,
3595                     "type": "array"
3596                 }
3597             },
3598             "ins": {
3599                 "$ref":
3600 "https://openconnectivityfoundation.github.io/core/schemas/oic.links.properties.core-
3601 schema.json#/definitions/ins"
3602             },
3603             "p": {
3604                 "$ref":
3605 "https://openconnectivityfoundation.github.io/core/schemas/oic.links.properties.core-
3606 schema.json#/definitions/p"
3607             },
3608             "rel": {
3609                 "description": "The relation of the target URI
3610 referenced by the Link to the context URI",
3611                 "oneOf": [
3612                     {
3613                         "$ref":
3614 "https://openconnectivityfoundation.github.io/core/schemas/oic.links.properties.core-
3615 schema.json#/definitions/rel_array"
3616                     },
3617                     {
3618                         "$ref":

```

```

3619 "https://openconnectivityfoundation.github.io/core/schemas/oic.links.properties.core-
3620 schema.json#/definitions/rel_string"
3621         }
3622     ],
3623 },
3624     "rt": {
3625         "description":
3626         "Resource Type of the Resource",
3627         "items": {
3628             "maxLength":
3629             64,
3630             "type":
3631             "string"
3632         },
3633         "minItems": 1,
3634         "uniqueItems": true,
3635         "type": "array"
3636     },
3637     "title": {
3638         "$ref":
3639         "https://openconnectivityfoundation.github.io/core/schemas/oic.links.properties.core-
3640         schema.json#/definitions/title"
3641     },
3642     "type": {
3643         "$ref":
3644         "https://openconnectivityfoundation.github.io/core/schemas/oic.links.properties.core-
3645         schema.json#/definitions/type"
3646     }
3647 },
3648 "required": [
3649     "href",
3650     "rt",
3651     "if"
3652 ],
3653 "type": "object"
3654 },
3655 "type": "array"
3656 }]]
3657     }
3658 },
3659 "required": [
3660     "href",
3661     "rep"
3662 ],
3663 "type": "object"
3664 },
3665 "type": "array"
3666 },
3667 "baseline": {
3668     "properties": {
3669         "links": {
3670             "description": "A set of simple or individual Links.",
3671             "items": {
3672                 "$ref": "#/definitions/oic.oic-link"
3673             },
3674             "type": "array"
3675         },
3676         "n": { "$ref": :
3677         "https://openconnectivityfoundation.github.io/core/schemas/oic.common.properties.core-
3678         schema.json#/definitions/n"},
3679         "id": { "$ref": :
3680         "https://openconnectivityfoundation.github.io/core/schemas/oic.common.properties.core-
3681         schema.json#/definitions/id"},
3682         "rt": {
3683             "description": "Resource Type of this Resource",
3684             "items": {
3685                 "enum": ["oic.wk.atomicmeasurement"],
3686                 "type": "string",
3687                 "maxLength": 64
3688             },
3689             "minItems": 1,

```

```

3690         "readOnly": true,
3691         "uniqueItems": true,
3692         "type": "array"
3693     },
3694         "rts": {
3695             "description": "An array of Resource Types that are supported
3696 within an array of Links exposed by the Resource",
3697             "items": {
3698                 "maxLength": 64,
3699                 "type": "string"
3700             },
3701             "minItems": 1,
3702             "readOnly": true,
3703             "uniqueItems": true,
3704             "type": "array"
3705         },
3706         "rts-m": {
3707             "description": "An array of Resource Types that are mandatory
3708 to be exposed within an array of Links exposed by the Resource",
3709             "items": {
3710                 "maxLength": 64,
3711                 "type": "string"
3712             },
3713             "minItems": 1,
3714             "readOnly": true,
3715             "uniqueItems": true,
3716             "type": "array"
3717         },
3718         "if": {
3719             "description": "The OCF Interface set supported by this
3720 Resource",
3721             "items": {
3722                 "enum": ["oic.if.b", "oic.if.ll", "oic.if.baseline"],
3723                 "type": "string"
3724             },
3725             "minItems": 3,
3726             "readOnly": true,
3727             "uniqueItems": true,
3728             "type": "array"
3729         }
3730     },
3731     "type": "object",
3732     "required": [
3733         "rt",
3734         "if",
3735         "links"
3736     ]
3737 },
3738 "oic.oic-link": {
3739     "properties": {
3740         "anchor": {
3741             "$ref":
3742 "https://openconnectivityfoundation.github.io/core/schemas/oic.links.properties.core-
3743 schema.json#/definitions/anchor"
3744         },
3745         "di": {
3746             "$ref":
3747 "https://openconnectivityfoundation.github.io/core/schemas/oic.links.properties.core-
3748 schema.json#/definitions/di"
3749         },
3750         "eps": {
3751             "$ref":
3752 "https://openconnectivityfoundation.github.io/core/schemas/oic.links.properties.core-
3753 schema.json#/definitions/eps"
3754         },
3755         "href": {
3756             "$ref":
3757 "https://openconnectivityfoundation.github.io/core/schemas/oic.links.properties.core-
3758 schema.json#/definitions/href"
3759         },
3760         "if": {

```

```

3761         "description": "The OCF Interface set supported by this
3762 Resource",
3763         "items": {
3764             "enum": [
3765                 "oic.if.baseline",
3766                 "oic.if.ll",
3767                 "oic.if.b",
3768                 "oic.if.rw",
3769                 "oic.if.r",
3770                 "oic.if.a",
3771                 "oic.if.s"],
3772             "type": "string"
3773         },
3774         "minItems": 1,
3775         "uniqueItems": true,
3776         "type": "array"
3777     },
3778     "ins": {
3779         "$ref":
3780 "https://openconnectivityfoundation.github.io/core/schemas/oic.links.properties.core-
3781 schema.json#/definitions/ins"
3782     },
3783     "p": {
3784         "$ref":
3785 "https://openconnectivityfoundation.github.io/core/schemas/oic.links.properties.core-
3786 schema.json#/definitions/p"
3787     },
3788     "rel": {
3789         "description": "The relation of the target URI referenced by the Link to the context URI",
3790         "oneOf": [
3791             {
3792                 "$ref":
3793 "https://openconnectivityfoundation.github.io/core/schemas/oic.links.properties.core-
3794 schema.json#/definitions/rel_array"
3795             },
3796             {
3797                 "$ref":
3798 "https://openconnectivityfoundation.github.io/core/schemas/oic.links.properties.core-
3799 schema.json#/definitions/rel_string"
3800             }
3801         ]
3802     },
3803     "rt": {
3804         "description": "Resource Type of the Resource",
3805         "items": {
3806             "maxLength": 64,
3807             "type": "string"
3808         },
3809         "minItems": 1,
3810         "uniqueItems": true,
3811         "type": "array"
3812     },
3813     "title": {
3814         "$ref":
3815 "https://openconnectivityfoundation.github.io/core/schemas/oic.links.properties.core-
3816 schema.json#/definitions/title"
3817     },
3818     "type": {
3819         "$ref":
3820 "https://openconnectivityfoundation.github.io/core/schemas/oic.links.properties.core-
3821 schema.json#/definitions/type"
3822     }
3823 },
3824 "required": [
3825     "href",
3826     "rt",
3827     "if"
3828 ],
3829 "type": "object"
3830 }
3831 }

```

3832 }  
3833

### 3834 A.2.5 Property definition

3835 Table A.2 defines the Properties that are part of the "oic.wk.atomicmeasurement" Resource Type.

3836  
3837

**Table A.2 – The Property definitions of the Resource with type "rt" = "oic.wk.atomicmeasurement".**

Property name	Value type	Mandatory	Access mode	Description
href	multiple types: see schema	Yes	Read Write	
rep	multiple types: see schema	Yes	Read Write	
links	array: see schema	Yes	Read Write	A set of simple or individual Links.
n	multiple types: see schema	No	Read Write	
id	multiple types: see schema	No	Read Write	
rt	array: see schema	Yes	Read Only	Resource Type of this Resource
rts	array: see schema	No	Read Only	An array of Resource Types that are supported within an array of Links exposed by the Resource
rts-m	array: see schema	No	Read Only	An array of Resource Types that are mandatory to be exposed within an array of Links exposed by the Resource
if	array: see schema	Yes	Read Only	The OCF Interface set supported by this Resource
anchor	multiple types: see schema	No	Read Write	
di	multiple types: see schema	No	Read Write	
eps	multiple types: see schema	No	Read Write	
href	multiple types: see schema	Yes	Read Write	
if	array: see schema	Yes	Read Write	The OCF Interface set supported by this Resource
ins	multiple types: see schema	No	Read Write	
p	multiple types: see schema	No	Read Write	
rel	multiple types: see schema	No	Read Write	The relation of the target URI referenced by the

				Link to the context URI
rt	array: see schema	Yes	Read Write	Resource Type of the Resource
title	multiple types: see schema	No	Read Write	
type	multiple types: see schema	No	Read Write	

3838 **A.2.6 CRUDN behaviour**

3839 Table A.3 defines the CRUDN operations that are supported on the "oic.wk.atomicmeasurement"  
3840 Resource Type.

3841 **Table A.3 – The CRUDN operations of the Resource with "rt" =**  
3842 **"oic.wk.atomicmeasurement".**

Create	Read	Update	Delete	Notify
	get			observe

3843 **A.3 Collection**

3844 **A.3.1 Introduction**

3845 Collection Resource Type contains Properties and Links.  
3846 The oic.if.baseline OCF Interface exposes a representation of  
3847 the Links and the Properties of the Collection Resource itself  
3848

3849 **A.3.2 Example URI**

3850 /CollectionResURI

3851 **A.3.3 Resource type**

3852 The Resource Type is defined as: "oic.wk.col".

3853 **A.3.4 OpenAPI 2.0 definition**

```

3854 {
3855   "swagger": "2.0",
3856   "info": {
3857     "title": "Collection",
3858     "version": "2019-03-04",
3859     "license": {
3860       "name": "OCF Data Model License",
3861       "url": "https://openconnectivityfoundation.github.io/core/LICENSE.md",
3862       "x-copyright": "Copyright 2016-2019 Open Connectivity Foundation, Inc. All rights reserved."
3863     },
3864     "termsOfService": "https://openconnectivityfoundation.github.io/core/DISCLAIMER.md"
3865   },
3866   "schemes": [
3867     "http"
3868   ],
3869   "consumes": [
3870     "application/json"
3871   ],
3872   "produces": [
3873     "application/json"
3874   ],
3875   "paths": {
3876     "/CollectionResURI?if=oic.if.ll" : {
3877       "get": {
3878         "description": "Collection Resource Type contains Properties and Links.\n\nThe oic.if.ll OCF

```

```

3879 Interface exposes a representation of the Links\n",
3880     "parameters": [
3881     {
3882         "$ref": "#/parameters/interface-all"
3883     }
3884 ],
3885     "responses": {
3886         "200": {
3887             "description" : "",
3888             "x-example": [
3889                 {
3890                     "href": "/switch",
3891                     "rt": ["oic.r.switch.binary"],
3892                     "if": ["oic.if.a", "oic.if.baseline"],
3893                     "eps": [
3894                         {"ep": "coap://[fe80::b1d6]:1111", "pri": 2},
3895                         {"ep": "coaps://[fe80::b1d6]:1122"},
3896                         {"ep": "coap+tcp://[2001:db8:a::123]:2222", "pri": 3}
3897                     ]
3898                 },
3899                 {
3900                     "href": "/airFlow",
3901                     "rt": ["oic.r.airflow"],
3902                     "if": ["oic.if.a", "oic.if.baseline"],
3903                     "eps": [
3904                         {"ep": "coap://[fe80::b1d6]:1111", "pri": 2},
3905                         {"ep": "coaps://[fe80::b1d6]:1122"},
3906                         {"ep": "coap+tcp://[2001:db8:a::123]:2222", "pri": 3}
3907                     ]
3908                 }
3909             ],
3910             "schema": {
3911                 "$ref": "#/definitions/slinks"
3912             }
3913         }
3914     }
3915 },
3916 "/CollectionResURI?if=oic.if.baseline" : {
3917     "get": {
3918         "description": "Collection Resource Type contains Properties and Links.\n\nThe oic.if.baseline
3919 OCF Interface exposes a representation of\n\nthe Links and the Properties of the Collection Resource
3920 itself\n",
3921         "parameters": [
3922         {
3923             "$ref": "#/parameters/interface-all"
3924         }
3925     ],
3926     "responses": {
3927         "200": {
3928             "description" : "",
3929             "x-example": {
3930                 "rt": ["oic.wk.col"],
3931                 "if": ["oic.if.ll", "oic.if.b", "oic.if.baseline"],
3932                 "rts": [ "oic.r.switch.binary", "oic.r.airflow" ],
3933                 "rts-m": [ "oic.r.switch.binary" ],
3934                 "links": [
3935                     {
3936                         "href": "/switch",
3937                         "rt": ["oic.r.switch.binary"],
3938                         "if": ["oic.if.a", "oic.if.baseline"],
3939                         "eps": [
3940                             {"ep": "coap://[fe80::b1d6]:1111", "pri": 2},
3941                             {"ep": "coaps://[fe80::b1d6]:1122"},
3942                             {"ep": "coaps+tcp://[2001:db8:a::123]:2222", "pri": 3}
3943                         ]
3944                     },
3945                     {
3946                         "href": "/airFlow",
3947                         "rt": ["oic.r.airflow"],
3948                         "if": ["oic.if.a", "oic.if.baseline"],

```



```

3950         "eps": [
3951             { "ep": "coap://[fe80::b1d6]:1111", "pri": 2 },
3952             { "ep": "coaps://[fe80::b1d6]:1122"},
3953             { "ep": "coaps+tcp://[2001:db8:a::123]:2222", "pri": 3 }
3954         ]
3955     }
3956 ]
3957 },
3958 "schema": {
3959     "$ref": "#/definitions/sbaseline"
3960 }
3961 }
3962 },
3963 ],
3964 "post": {
3965     "description": "Update on Baseline OCF Interface\n",
3966     "parameters": [
3967         {
3968             "$ref": "#/parameters/interface-update"
3969         },
3970         {
3971             "name": "body",
3972             "in": "body",
3973             "required": true,
3974             "schema": {
3975                 "$ref": "#/definitions/sbaseline-update"
3976             }
3977         }
3978     ],
3979     "responses": {
3980         "200": {
3981             "description": "",
3982             "schema": {
3983                 "$ref": "#/definitions/sbaseline"
3984             }
3985         }
3986     }
3987 },
3988 ],
3989 "/CollectionResURI?if=oic.if.b" : {
3990     "get": {
3991         "description": "Collection Resource Type contains Properties and Links.\nThe oic.if.b OCF
3992 Interface exposes a composite representation of the\nResources pointed to by the Links\n",
3993         "parameters": [
3994             {
3995                 "$ref": "#/parameters/interface-all"
3996             }
3997         ],
3998         "responses": {
3999             "200": {
4000                 "description": "All targets returned OK status",
4001                 "x-example": [
4002                     {
4003                         "href": "/switch",
4004                         "rep": {
4005                             "value": true
4006                         }
4007                     },
4008                     {
4009                         "href": "/airFlow",
4010                         "rep": {
4011                             "direction": "floor",
4012                             "speed": 3
4013                         }
4014                     }
4015                 ],
4016                 "schema": {
4017                     "$ref": "#/definitions/sbatch-retrieve"
4018                 }
4019             }
4020         },
4021         "404": {

```

```

4021         "description" : "One or more targets did not return an OK status, return a
4022 representation containing returned Properties from the targets that returned OK",
4023         "x-example": [
4024             {
4025                 "href": "/switch",
4026                 "rep": {
4027                     "value": true
4028                 }
4029             }
4030         ],
4031         "schema": {
4032             "$ref": "#/definitions/sbatch-retrieve"
4033         }
4034     }
4035 },
4036 "post": {
4037     "description": "Update on Batch OCF Interface\n",
4038     "parameters": [
4039         {
4040             "$ref": "#/parameters/interface-update"
4041         },
4042         {
4043             "name": "body",
4044             "in": "body",
4045             "required": true,
4046             "schema": {
4047                 "$ref": "#/definitions/sbatch-update"
4048             },
4049             "x-example": [
4050                 {
4051                     "href": "/switch",
4052                     "rep": {
4053                         "value": true
4054                     }
4055                 },
4056                 {
4057                     "href": "/airFlow",
4058                     "rep": {
4059                         "direction": "floor",
4060                         "speed": 3
4061                     }
4062                 }
4063             ]
4064         }
4065     ],
4066     "responses": {
4067         "200": {
4068             "description" : "All targets returned OK status, return a representation of the current
4069 state of all targets",
4070             "x-example": [
4071                 {
4072                     "href": "/switch",
4073                     "rep": {
4074                         "value": true
4075                     }
4076                 },
4077                 {
4078                     "href": "/airFlow",
4079                     "rep": {
4080                         "direction": "demist",
4081                         "speed": 5
4082                     }
4083                 }
4084             ],
4085             "schema": {
4086                 "$ref": "#/definitions/sbatch-retrieve"
4087             }
4088         },
4089         "403": {
4090             "description" : "One or more targets did not return OK status; return a retrieve
4091

```

```

4092 representation of the current state of all targets in the batch",
4093     "x-example": [
4094         {
4095             "href": "/switch",
4096             "rep": {
4097                 "value": true
4098             }
4099         },
4100         {
4101             "href": "/airFlow",
4102             "rep": {
4103                 "direction": "floor",
4104                 "speed": 3
4105             }
4106         }
4107     ],
4108     "schema": {
4109         "$ref": "#/definitions/sbatch-retrieve"
4110     }
4111 }
4112 }
4113 }
4114 },
4115 },
4116 "parameters": {
4117     "interface-all" : {
4118         "in" : "query",
4119         "name" : "if",
4120         "type" : "string",
4121         "enum" : ["oic.if.ll", "oic.if.b", "oic.if.baseline"]
4122     },
4123     "interface-update" : {
4124         "in" : "query",
4125         "name" : "if",
4126         "type" : "string",
4127         "enum" : ["oic.if.b", "oic.if.baseline"]
4128     }
4129 },
4130 "definitions": {
4131     "sbaseline" : {
4132         "properties": {
4133             "links" : {
4134                 "description": "A set of simple or individual Links.",
4135                 "items": {
4136                     "$ref": "#/definitions/oic.oic-link"
4137                 },
4138                 "type": "array"
4139             },
4140             "n": {
4141                 "$ref" :
4142 "https://openconnectivityfoundation.github.io/core/schemas/oic.common.properties.core-
4143 schema.json#/definitions/n"
4144             },
4145             "id": {
4146                 "$ref" :
4147 "https://openconnectivityfoundation.github.io/core/schemas/oic.common.properties.core-
4148 schema.json#/definitions/id"
4149             },
4150             "rt": {
4151                 "$ref": "#/definitions/oic.core.rt-col"
4152             },
4153             "rts": {
4154                 "$ref": "#/definitions/oic.core.rt"
4155             },
4156             "rts-m": {
4157                 "$ref": "#/definitions/oic.core.rt"
4158             },
4159             "if": {
4160                 "description": "The OCF Interfaces supported by this Resource",
4161                 "items": {
4162                     "enum": [

```

```

4163         "oic.if.ll",
4164         "oic.if.baseline",
4165         "oic.if.b"
4166     ],
4167         "type": "string",
4168     "maxLength": 64
4169     },
4170     "minItems": 2,
4171     "uniqueItems": true,
4172     "readOnly": true,
4173     "type": "array"
4174 }
4175 },
4176 "additionalProperties": true,
4177 "type": "object",
4178 "required": [
4179     "rt",
4180     "if",
4181     "links"
4182 ]
4183 },
4184 "sbaseline-update": {
4185     "additionalProperties": true
4186 },
4187     "oic.core.rt-col": {
4188     "description": "Resource Type of the Resource",
4189     "items": {
4190         "enum": ["oic.wk.col"],
4191         "type": "string",
4192     "maxLength": 64
4193     },
4194     "minItems": 1,
4195     "uniqueItems": true,
4196     "readOnly": true,
4197     "type": "array"
4198 },
4199 "oic.core.rt": {
4200     "description": "Resource Type or set of Resource Types",
4201     "items": {
4202         "type": "string",
4203     "maxLength": 64
4204     },
4205     "minItems": 1,
4206     "uniqueItems": true,
4207     "readOnly": true,
4208     "type": "array"
4209 },
4210 "sbatch-retrieve" : {
4211     "minItems" : 1,
4212     "items" : {
4213         "additionalProperties": true,
4214         "properties": {
4215             "href": {
4216                 "$ref":
4217 "https://openconnectivityfoundation.github.io/core/schemas/oic.links.properties.core-
4218 schema.json#/definitions/href"
4219             },
4220             "rep": {
4221                 "oneOf": [
4222                     {
4223                         "description": "The response payload from a single Resource",
4224                         "type": "object"
4225                     },
4226                     {
4227                         "description": " The response payload from a Collection (batch) Resource",
4228                         "items": {
4229                             "$ref": "#/definitions/oic.oic-link"
4230                         },
4231                         "type": "array"
4232                     }
4233                 ]

```

```

4234     }
4235     },
4236     "required": [
4237         "href",
4238         "rep"
4239     ],
4240     "type": "object"
4241 },
4242 "type" : "array"
4243 },
4244 "sbatch-update" : {
4245     "title" : "Collection Batch Update Format",
4246     "minItems" : 1,
4247     "items" : {
4248         "$ref": "#/definitions/sbatch-update.item"
4249     },
4250     "type" : "array"
4251 },
4252 "sbatch-update.item" : {
4253     "additionalProperties": true,
4254     "description": "Array of Resource representations to apply to the batch Collection, using href
4255 to indicate which Resource(s) in the batch to update. If the href Property is empty, effectively
4256 making the URI reference to the Collection itself, the representation is to be applied to all
4257 Resources in the batch",
4258     "properties": {
4259         "href": {
4260             "$ref":
4261 "https://openconnectivityfoundation.github.io/core/schemas/oic.links.properties.core-
4262 schema.json#/definitions/href"
4263         },
4264         "rep": {
4265             "oneOf": [
4266                 {
4267                     "description": "The payload for a single Resource",
4268                     "type": "object"
4269                 },
4270                 {
4271                     "description": " The payload for a Collection (batch) Resource",
4272                     "items": {
4273                         "$ref": "#/definitions/oic.oic-link"
4274                     },
4275                     "type": "array"
4276                 }
4277             ]
4278         }
4279     },
4280     "required": [
4281         "href",
4282         "rep"
4283     ],
4284     "type": "object"
4285 },
4286 "slinks" : {
4287     "type" : "array",
4288     "items" : {
4289         "$ref": "#/definitions/oic.oic-link"
4290     }
4291 },
4292 "oic.oic-link": {
4293     "properties": {
4294         "if": {
4295             "description": "The OCF Interfaces supported by the Linked target",
4296             "items": {
4297                 "enum": [
4298                     "oic.if.baseline",
4299                     "oic.if.ll",
4300                     "oic.if.b",
4301                     "oic.if.rw",
4302                     "oic.if.r",
4303                     "oic.if.a",
4304                     "oic.if.s"

```

```

4305         ],
4306         "type": "string",
4307         "maxLength": 64
4308     },
4309     "minItems": 1,
4310     "uniqueItems": true,
4311     "readOnly": true,
4312     "type": "array"
4313 },
4314 "rt": {
4315     "$ref": "#/definitions/oic.core.rt"
4316 },
4317 "anchor": {
4318     "$ref":
4319 "https://openconnectivityfoundation.github.io/core/schemas/oic.links.properties.core-
4320 schema.json#/definitions/anchor"
4321 },
4322 "di": {
4323     "$ref":
4324 "https://openconnectivityfoundation.github.io/core/schemas/oic.links.properties.core-
4325 schema.json#/definitions/di"
4326 },
4327 "eps": {
4328     "$ref":
4329 "https://openconnectivityfoundation.github.io/core/schemas/oic.links.properties.core-
4330 schema.json#/definitions/eps"
4331 },
4332 "href": {
4333     "$ref":
4334 "https://openconnectivityfoundation.github.io/core/schemas/oic.links.properties.core-
4335 schema.json#/definitions/href"
4336 },
4337 "ins": {
4338     "$ref":
4339 "https://openconnectivityfoundation.github.io/core/schemas/oic.links.properties.core-
4340 schema.json#/definitions/ins"
4341 },
4342 "p": {
4343     "$ref":
4344 "https://openconnectivityfoundation.github.io/core/schemas/oic.links.properties.core-
4345 schema.json#/definitions/p"
4346 },
4347 "rel": {
4348     "$ref":
4349 "https://openconnectivityfoundation.github.io/core/schemas/oic.links.properties.core-
4350 schema.json#/definitions/rel_array"
4351 },
4352 "title": {
4353     "$ref":
4354 "https://openconnectivityfoundation.github.io/core/schemas/oic.links.properties.core-
4355 schema.json#/definitions/title"
4356 },
4357 "type": {
4358     "$ref":
4359 "https://openconnectivityfoundation.github.io/core/schemas/oic.links.properties.core-
4360 schema.json#/definitions/type"
4361 },
4362 "tag-pos-desc": {
4363     "$ref":
4364 "https://openconnectivityfoundation.github.io/core/schemas/oic.links.properties.core-
4365 schema.json#/definitions/tag-pos-desc"
4366 },
4367 "tag-pos-rel": {
4368     "$ref":
4369 "https://openconnectivityfoundation.github.io/core/schemas/oic.links.properties.core-
4370 schema.json#/definitions/tag-pos-rel"
4371 },
4372 "tag-func-desc": {
4373     "$ref":
4374 "https://openconnectivityfoundation.github.io/core/schemas/oic.links.properties.core-
4375 schema.json#/definitions/tag-func-desc"

```

```

4376     }
4377   },
4378   "required": [
4379     "href",
4380     "rt",
4381     "if"
4382   ],
4383   "type": "object"
4384 }
4385 }
4386 }
4387

```

### 4388 A.3.5 Property definition

4389 Table A.4 defines the Properties that are part of the "oic.wk.col" Resource Type.

4390 **Table A.4 – The Property definitions of the Resource with type "rt" = "oic.wk.col".**

Property name	Value type	Mandatory	Access mode	Description
links	array: see schema	Yes	Read Write	A set of simple or individual Links.
n	multiple types: see schema	No	Read Write	
id	multiple types: see schema	No	Read Write	
rt	multiple types: see schema	Yes	Read Write	
rts	multiple types: see schema	No	Read Write	
rts-m	multiple types: see schema	No	Read Write	
if	array: see schema	Yes	Read Only	The OCF Interfaces supported by this Resource
href	multiple types: see schema	Yes	Read Write	
rep	multiple types: see schema	Yes	Read Write	
href	multiple types: see schema	Yes	Read Write	
rep	multiple types: see schema	Yes	Read Write	
if	array: see schema	Yes	Read Only	The OCF Interfaces supported by the Linked target
rt	multiple types: see schema	Yes	Read Write	
anchor	multiple types: see schema	No	Read Write	
di	multiple types: see schema	No	Read Write	
eps	multiple types: see schema	No	Read Write	
href	multiple types: see schema	Yes	Read Write	

ins	multiple types: see schema	No	Read Write	
p	multiple types: see schema	No	Read Write	
rel	multiple types: see schema	No	Read Write	
title	multiple types: see schema	No	Read Write	
type	multiple types: see schema	No	Read Write	
tag-pos-desc	multiple types: see schema	No	Read Write	
tag-pos-rel	multiple types: see schema	No	Read Write	
tag-func-desc	multiple types: see schema	No	Read Write	

4391 **A.3.6 CRUDN behaviour**

4392 Table A.5 defines the CRUDN operations that are supported on the "oic.wk.col" Resource Type.

4393 **Table A.5 – The CRUDN operations of the Resource with type "rt" = "oic.wk.col".**

Create	Read	Update	Delete	Notify
	get	post		observe

4394 **A.4 Device**

4395 **A.4.1 Introduction**

4396 Known Resource that is hosted by every Server.

4397 Allows for logical Device specific information to be discovered.

4398

4399 **A.4.2 Well-known URI**

4400 /oic/d

4401 **A.4.3 Resource type**

4402 The Resource Type is defined as: "oic.wk.d".

4403 **A.4.4 OpenAPI 2.0 definition**

```

4404 {
4405   "swagger": "2.0",
4406   "info": {
4407     "title": "Device",
4408     "version": "2019-03-13",
4409     "license": {
4410       "name": "OCF Data Model License",
4411       "url": "https://openconnectivityfoundation.github.io/core/LICENSE.md",
4412       "x-copyright": "Copyright 2016-2019 Open Connectivity Foundation, Inc. All rights reserved."
4413     },
4414     "termsOfService": "https://openconnectivityfoundation.github.io/core/DISCLAIMER.md"
4415   },
4416   "schemes": [
4417     "http"
4418   ],
4419   "consumes": [
4420     "application/json"
4421   ],

```



```

4422     "produces": [
4423         "application/json"
4424     ],
4425     "paths": {
4426         "/oic/d" : {
4427             "get": {
4428                 "description": "Known Resource that is hosted by every Server.\nAllows for logical Device
4429 specific information to be discovered.\n",
4430                 "parameters": [
4431                     {
4432                         "$ref": "#/parameters/interface"
4433                     }
4434                 ],
4435                 "responses": {
4436                     "200": {
4437                         "description": "",
4438                         "x-example":
4439                             {
4440                                 "n": "Device 1",
4441                                 "rt": ["oic.wk.d"],
4442                                 "di": "54919CA5-4101-4AE4-595B-353C51AA983C",
4443                                 "icv": "ocf.2.0.2",
4444                                 "dmv": "ocf.res.1.0.0, ocf.sh.1.0.0",
4445                                 "piid": "6F0AAC04-2BB0-468D-B57C-16570A26AE48"
4446                             },
4447                         "schema": {
4448                             "$ref": "#/definitions/Device"
4449                         }
4450                     }
4451                 }
4452             }
4453         }
4454     },
4455     "parameters": {
4456         "interface" : {
4457             "in": "query",
4458             "name": "if",
4459             "type": "string",
4460             "enum": ["oic.if.r", "oic.if.baseline"]
4461         }
4462     },
4463     "definitions": {
4464         "Device": {
4465             "properties": {
4466                 "rt": {
4467                     "description": "Resource Type of the Resource",
4468                     "items": {
4469                         "type": "string",
4470                         "maxLength": 64
4471                     },
4472                     "minItems": 1,
4473                     "readOnly": true,
4474                     "uniqueItems": true,
4475                     "type": "array"
4476                 },
4477                 "ld": {
4478                     "description": "Localized Descriptions.",
4479                     "items": {
4480                         "properties": {
4481                             "language": {
4482                                 "allOf": [
4483                                     {
4484                                         "$ref" : "http://openconnectivityfoundation.github.io/core/schemas/oic.types-
4485 schema.json#/definitions/language-tag"
4486                                     },
4487                                     {
4488                                         "description": "An RFC 5646 language tag.",
4489                                         "readOnly": true
4490                                     }
4491                                 ]
4492                             }

```

```

4493         "value": {
4494             "description": "Device description in the indicated language.",
4495             "maxLength": 64,
4496             "readOnly": true,
4497             "type": "string"
4498         }
4499     },
4500     "type": "object"
4501 },
4502 "minItems": 1,
4503 "readOnly": true,
4504 "type": "array"
4505 },
4506 "piid": {
4507     "allOf": [
4508         {
4509             "$ref" : "http://openconnectivityfoundation.github.io/core/schemas/oic.types-
4510 schema.json#/definitions/uuid"
4511         },
4512         {
4513             "description": "Protocol independent unique identifier for the Device that is
4514 immutable.",
4515             "readOnly": true
4516         }
4517     ]
4518 },
4519 "di": {
4520     "allOf": [
4521         {
4522             "$ref" : "http://openconnectivityfoundation.github.io/core/schemas/oic.types-
4523 schema.json#/definitions/uuid"
4524         },
4525         {
4526             "description": "Unique identifier for the Device",
4527             "readOnly": true
4528         }
4529     ]
4530 },
4531 "dmno": {
4532     "description": "Model number as designated by manufacturer.",
4533     "maxLength": 64,
4534     "readOnly": true,
4535     "type": "string"
4536 },
4537 "sv": {
4538     "description": "Software version.",
4539     "maxLength": 64,
4540     "readOnly": true,
4541     "type": "string"
4542 },
4543 "dmn": {
4544     "description": "Manufacturer Name.",
4545     "items": {
4546         "properties": {
4547             "language": {
4548                 "allOf": [
4549                     {
4550                         "$ref" : "http://openconnectivityfoundation.github.io/core/schemas/oic.types-
4551 schema.json#/definitions/language-tag"
4552                     },
4553                     {
4554                         "description": "An RFC 5646 language tag.",
4555                         "readOnly": true
4556                     }
4557                 ]
4558             },
4559             "value": {
4560                 "description": "Manufacturer name in the indicated language.",
4561                 "maxLength": 64,
4562                 "readOnly": true,
4563                 "type": "string"

```

```

4564     }
4565     },
4566     "type": "object"
4567 },
4568 "minItems": 1,
4569 "readOnly": true,
4570 "type": "array"
4571 },
4572 "icv": {
4573   "description": "The version of the Device",
4574   "maxLength": 64,
4575   "readOnly": true,
4576   "type": "string"
4577 },
4578 "dmv": {
4579   "description": "Specification versions of the Resource and Device Specifications to which
4580 this device data model is implemented",
4581   "maxLength": 256,
4582   "readOnly": true,
4583   "type": "string"
4584 },
4585 "n": {
4586   "$ref" :
4587 "https://openconnectivityfoundation.github.io/core/schemas/oic.common.properties.core-
4588 schema.json#/definitions/n"
4589 },
4590 "id": {
4591   "$ref" :
4592 "https://openconnectivityfoundation.github.io/core/schemas/oic.common.properties.core-
4593 schema.json#/definitions/id"
4594 },
4595 "if": {
4596   "description": "The OCF Interfaces supported by this Resource",
4597   "items": {
4598     "enum": [
4599       "oic.if.r",
4600       "oic.if.baseline"
4601     ],
4602     "type": "string",
4603     "maxLength": 64
4604   },
4605   "minItems": 2,
4606   "uniqueItems": true,
4607   "readOnly": true,
4608   "type": "array"
4609 },
4610 "econame" : {
4611   "description": "Ecosystem Name of the Bridged Device which is exposed by this VOD.",
4612   "type": "string",
4613   "enum": ["BLE", "oneM2M", "UPlus", "Zigbee", "Z-Wave"],
4614   "readOnly": true
4615 },
4616 "ecoversion" : {
4617   "description": "Version of ecosystem that a Bridged Device belongs to. Typical version
4618 string format is like n.n (e.g. 5.0).",
4619   "type": "string",
4620   "maxLength": 64,
4621   "readOnly": true
4622 }
4623 },
4624 "type": "object",
4625 "required": ["n", "di", "icv", "dmv", "piid"]
4626 }
4627 }
4628 }
4629

```

#### 4630 **A.4.5 Property definition**

4631 Table A.6 defines the Properties that are part of the "oic.wk.d" Resource Type.

**Table A.6 – The Property definitions of the Resource with type "rt" = "oic.wk.d".**

Property name	Value type	Mandatory	Access mode	Description
rt	array: see schema	No	Read Only	Resource Type of the Resource
ld	array: see schema	No	Read Only	Localized Descriptions.
piid	multiple types: see schema	Yes	Read Write	
di	multiple types: see schema	Yes	Read Write	
dmno	string	No	Read Only	Model number as designated by manufacturer.
sv	string	No	Read Only	Software version.
dmn	array: see schema	No	Read Only	Manufacturer Name.
icv	string	Yes	Read Only	The version of the Device
dmv	string	Yes	Read Only	Specification versions of the Resource and Device Specifications to which this device data model is implemented
n	multiple types: see schema	Yes	Read Write	
id	multiple types: see schema	No	Read Write	
if	array: see schema	No	Read Only	The OCF Interfaces supported by this Resource
econame	string	No	Read Only	Ecosystem Name of the Bridged Device which is exposed by this VOD.
ecoversion	string	No	Read Only	Version of ecosystem that a Bridged Device belongs to. Typical version string format is like n.n (e.g. 5.0).

4633 **A.4.6 CRUDN behaviour**

4634 Table A.7 defines the CRUDN operations that are supported on the "oic.wk.d" Resource Type.

4635 **Table A.7 – The CRUDN operations of the Resource with type "rt" = "oic.wk.d".**

Create	Read	Update	Delete	Notify
	get			observe

## 4636 **A.5 Introspection Resource**

### 4637 **A.5.1 Introduction**

4638 This Resource provides the means to get the Introspection Device Data (IDD) specifying all the  
4639 OCF Endpoints of the Device.

4640 The url hosted by this Resource is either a local or an external url.

4641

### 4642 **A.5.2 Well-known URI**

4643 /IntrospectionResURI

### 4644 **A.5.3 Resource type**

4645 The Resource Type is defined as: "oic.wk.introspection".

### 4646 **A.5.4 OpenAPI 2.0 definition**

```
4647 {
4648   "swagger": "2.0",
4649   "info": {
4650     "title": "Introspection Resource",
4651     "version": "2019-03-04",
4652     "license": {
4653       "name": "OCF Data Model License",
4654       "url": "https://openconnectivityfoundation.github.io/core/LICENSE.md",
4655       "x-copyright": "Copyright 2016-2019 Open Connectivity Foundation, Inc. All rights reserved."
4656     },
4657     "termsOfService": "https://openconnectivityfoundation.github.io/core/DISCLAIMER.md"
4658   },
4659   "schemes": [
4660     "http"
4661   ],
4662   "consumes": [
4663     "application/json"
4664   ],
4665   "produces": [
4666     "application/json"
4667   ],
4668   "paths": {
4669     "/IntrospectionResURI": {
4670       "get": {
4671         "description": "This Resource provides the means to get the Introspection Device Data (IDD)
4672 specifying all the OCF Endpoints of the Device.\n\nThe url hosted by this Resource is either a local
4673 or an external url.\n\n",
4674         "parameters": [
4675           {
4676             "$ref": "#/parameters/interface"
4677           }
4678         ],
4679         "responses": {
4680           "200": {
4681             "description": "",
4682             "x-example": {
4683               "rt": ["oic.wk.introspection"],
4684               "urlInfo": [
4685                 {
4686                   "content-type": "application/cbor",
4687                   "protocol": "coap",
4688                   "url": "coap://[fe80::1]:1234/IntrospectionExampleURI"
4689                 }
4690               ]
4691             },
4692             "schema": {
4693               "$ref": "#/definitions/oic.wk.introspectionInfo"
4694             }
4695           }
4696         }
4697       }
4698     }
4699   }
4700 }
```

```

4697     }
4698   }
4699 },
4700 "parameters": {
4701   "interface": {
4702     "in": "query",
4703     "name": "if",
4704     "type": "string",
4705     "enum": ["oic.if.r", "oic.if.baseline"]
4706   }
4707 },
4708 "definitions": {
4709   "oic.wk.introspectionInfo": {
4710     "properties": {
4711       "rt": {
4712         "description": "Resource Type of the Resource",
4713         "items": {
4714           "enum": ["oic.wk.introspection"],
4715           "type": "string",
4716           "maxLength": 64
4717         },
4718         "minItems": 1,
4719         "readOnly": true,
4720         "uniqueItems": true,
4721         "type": "array"
4722       },
4723       "n": {
4724         "$ref":
4725 "https://openconnectivityfoundation.github.io/core/schemas/oic.common.properties.core-
4726 schema.json#/definitions/n"
4727       },
4728       "urlInfo": {
4729         "description": "Information on the location of the Introspection Device Data (IDD).",
4730         "items": {
4731           "properties": {
4732             "content-type": {
4733               "default": "application/cbor",
4734               "description": "content-type of the Introspection Device Data",
4735               "enum": [
4736                 "application/json",
4737                 "application/cbor"
4738               ],
4739               "type": "string"
4740             },
4741             "protocol": {
4742               "description": "Identifier for the protocol to be used to obtain the Introspection
4743 Device Data",
4744               "enum": [
4745                 "coap",
4746                 "coaps",
4747                 "http",
4748                 "https",
4749                 "coap+tcp",
4750                 "coaps+tcp"
4751               ],
4752               "type": "string"
4753             },
4754             "url": {
4755               "description": "The URL of the Introspection Device Data.",
4756               "format": "uri",
4757               "type": "string"
4758             },
4759             "version": {
4760               "default": 1,
4761               "description": "The version of the Introspection Device Data that can be
4762 downloaded",
4763               "enum": [
4764                 1
4765               ],
4766               "type": "integer"
4767             }

```

```

4768     },
4769     "required": [
4770         "url",
4771         "protocol"
4772     ],
4773     "type": "object"
4774 },
4775 "minItems": 1,
4776 "readOnly": true,
4777 "type": "array"
4778 },
4779 "id": {
4780     "$ref":
4781 "https://openconnectivityfoundation.github.io/core/schemas/oic.common.properties.core-
4782 schema.json#/definitions/id"
4783 },
4784 "if": {
4785     "description": "The OCF Interfaces supported by this Resource",
4786     "items": {
4787         "enum": [
4788             "oic.if.r",
4789             "oic.if.baseline"
4790         ],
4791         "type": "string",
4792         "maxLength": 64
4793     },
4794     "minItems": 2,
4795     "readOnly": true,
4796     "uniqueItems": true,
4797     "type": "array"
4798 },
4799 },
4800 "type" : "object",
4801 "required": ["urlInfo"]
4802 }
4803 }
4804 }
4805

```

4806 **A.5.5 Property definition**

4807 Table A.8 defines the Properties that are part of the "oic.wk.introspection" Resource Type.

4808 **Table A.8 – The Property definitions of the Resource with type "rt" =**  
4809 **"oic.wk.introspection".**

Property name	Value type	Mandatory	Access mode	Description
rt	array: see schema	No	Read Only	Resource Type of the Resource
n	multiple types: see schema	No	Read Write	
urlInfo	array: see schema	Yes	Read Only	Information on the location of the Introspection Device Data (IDD).
id	multiple types: see schema	No	Read Write	
if	array: see schema	No	Read Only	The OCF Interfaces supported by this Resource

4810 **A.5.6 CRUDN behaviour**

4811 Table A.9 defines the CRUDN operations that are supported on the "oic.wk.introspection" Resource  
4812 Type.

4813 **Table A.9 – The CRUDN operations of the Resource with type "rt" = "oic.wk.introspection".**

Create	Read	Update	Delete	Notify
	get			observe

4814 **A.6 Platform**

4815 **A.6.1 Introduction**

4816 Known Resource that is defines the Platform on which an Server is hosted.  
 4817 Allows for Platform specific information to be discovered.  
 4818

4819 **A.6.2 Well-known URI**

4820 /oic/p

4821 **A.6.3 Resource type**

4822 The Resource Type is defined as: "oic.wk.p".

4823 **A.6.4 OpenAPI 2.0 definition**

```

4824 {
4825   "swagger": "2.0",
4826   "info": {
4827     "title": "Platform",
4828     "version": "2019-03-04",
4829     "license": {
4830       "name": "OCF Data Model License",
4831       "url":
4832         "https://github.com/openconnectivityfoundation/core/blob/e28a9e0a92e17042ba3e83661e4c0fbce8bdc4ba/LI
4833         CENSE.md",
4834       "x-copyright": "Copyright 2016-2019 Open Connectivity Foundation, Inc. All rights reserved."
4835     },
4836     "termsOfService": "https://openconnectivityfoundation.github.io/core/DISCLAIMER.md"
4837   },
4838   "schemes": ["http"],
4839   "consumes": ["application/json"],
4840   "produces": ["application/json"],
4841   "paths": {
4842     "/oic/p" : {
4843       "get": {
4844         "description": "Known Resource that is defines the Platform on which an Server is
4845         hosted.\nAllows for Platform specific information to be discovered.\n",
4846         "parameters": [
4847           {"$ref": "#/parameters/interface"}
4848         ],
4849         "responses": {
4850           "200": {
4851             "description" : "",
4852             "x-example": {
4853               "pi": "54919CA5-4101-4AE4-595B-353C51AA983C",
4854               "rt": ["oic.wk.p"],
4855               "mnmn": "Acme, Inc"
4856             },
4857             "schema": { "$ref": "#/definitions/Platform" }
4858           }
4859         }
4860       }
4861     }
4862   },
4863   "parameters": {
4864     "interface" : {
4865       "in" : "query",
4866       "name" : "if",
4867       "type" : "string",
4868       "enum" : ["oic.if.r", "oic.if.baseline"]
    }
  }

```



```

4869     }
4870   },
4871   "definitions": {
4872     "Platform": {
4873       "properties": {
4874         "rt": {
4875           "description": "Resource Type of the Resource",
4876           "items": {
4877             "enum": ["oic.wk.p"],
4878             "type": "string",
4879             "maxLength": 64
4880           },
4881           "minItems": 1,
4882           "uniqueItems": true,
4883           "readOnly": true,
4884           "type": "array"
4885         },
4886         "pi": {
4887           "pattern": "^[a-fA-F0-9]{8}-[a-fA-F0-9]{4}-[a-fA-F0-9]{4}-[a-fA-F0-
4888 9]{12}$",
4889           "type": "string",
4890           "description": "Platform Identifier",
4891           "readOnly": true
4892         },
4893         "mnfv": {
4894           "description": "Manufacturer's firmware version",
4895           "maxLength": 64,
4896           "readOnly": true,
4897           "type": "string"
4898         },
4899         "vid": {
4900           "description": "Manufacturer's defined information for the Platform. The content is
4901 freeform, with population rules up to the manufacturer",
4902           "maxLength": 64,
4903           "readOnly": true,
4904           "type": "string"
4905         },
4906         "mnmn": {
4907           "description": "Manufacturer name",
4908           "maxLength": 64,
4909           "readOnly": true,
4910           "type": "string"
4911         },
4912         "mnmno": {
4913           "description": "Model number as designated by the manufacturer",
4914           "maxLength": 64,
4915           "readOnly": true,
4916           "type": "string"
4917         },
4918         "mnhw": {
4919           "description": "Platform Hardware Version",
4920           "maxLength": 64,
4921           "readOnly": true,
4922           "type": "string"
4923         },
4924         "mnos": {
4925           "description": "Platform Resident OS Version",
4926           "maxLength": 64,
4927           "readOnly": true,
4928           "type": "string"
4929         },
4930         "mndt": {
4931           "pattern": "^[0-9]{4}-(1[0-2]|0[1-9])-(3[0-1]|2[0-9]|1[0-9]|0[1-9])$",
4932           "type": "string",
4933           "description": "Manufacturing Date.",
4934           "readOnly": true
4935         },
4936         "id": {
4937           "$ref":
4938 "https://openconnectivityfoundation.github.io/core/schemas/oic.common.properties.core-
4939 schema.json#/definitions/id"

```

```

4940     },
4941     "mnsi" : {
4942         "description": "Manufacturer's Support Information URL",
4943         "format": "uri",
4944         "maxLength": 256,
4945         "readOnly": true,
4946         "type": "string"
4947     },
4948     "mnpv" : {
4949         "description": "Platform Version",
4950         "maxLength": 64,
4951         "readOnly": true,
4952         "type": "string"
4953     },
4954     "st" : {
4955         "description": "The date-time format pattern according to IETF RFC 3339.",
4956         "format": "date-time",
4957         "readOnly": true,
4958         "type": "string"
4959     },
4960     "n" : {
4961         "$ref":
4962         "https://openconnectivityfoundation.github.io/core/schemas/oic.common.properties.core-
4963         schema.json#/definitions/n"
4964     },
4965     "mnml" : {
4966         "description": "Manufacturer's URL",
4967         "format": "uri",
4968         "maxLength": 256,
4969         "readOnly": true,
4970         "type": "string"
4971     },
4972     "mnsel" : {
4973         "description": "Serial number as designated by the manufacturer",
4974         "maxLength": 64,
4975         "readOnly": true,
4976         "type": "string"
4977     },
4978     "if" : {
4979         "description": "The OCF Interfaces supported by this Resource",
4980         "items": {
4981             "enum": [
4982                 "oic.if.r",
4983                 "oic.if.baseline"
4984             ],
4985             "type": "string",
4986             "maxLength": 64
4987         },
4988         "minItems": 2,
4989         "readOnly": true,
4990         "uniqueItems": true,
4991         "type": "array"
4992     },
4993     "mnct" : {
4994         "description": "An array of integers and each integer indicates the network connectivity
4995         type based on IANAIfType value as defined by: https://www.iana.org/assignments/ianaiftype-
4996         mib/ianaiftype-mib, e.g., [71, 259] which represents Wi-Fi and Zigbee.",
4997         "items": {
4998             "type": "integer",
4999             "minimum": 1,
5000             "description": "The network connectivity type based on IANAIfType value as defined by:
5001             https://www.iana.org/assignments/ianaiftype-mib/ianaiftype-mib."
5002         },
5003         "minItems": 1,
5004         "readOnly": true,
5005         "type": "array"
5006     }
5007 },
5008 "type" : "object",
5009 "required": ["pi", "mnmn"]
5010 }

```

5011 }  
 5012 }  
 5013 }

5014 **A.6.5 Property definition**

5015 Table A.10 defines the Properties that are part of the "oic.wk.p" Resource Type.

5016 **Table A.10 – The Property definitions of the Resource with type "rt" = "oic.wk.p".**

Property name	Value type	Mandatory	Access mode	Description
rt	array: see schema	No	Read Only	Resource Type of the Resource
pi	string	Yes	Read Only	Platform Identifier
mnfv	string	No	Read Only	Manufacturer's firmware version
vid	string	No	Read Only	Manufacturer's defined information for the Platform. The content is freeform, with population rules up to the manufacturer
mnmn	string	Yes	Read Only	Manufacturer name
mnmo	string	No	Read Only	Model number as designated by the manufacturer
mnhw	string	No	Read Only	Platform Hardware Version
mnos	string	No	Read Only	Platform Resident OS Version
mndt	string	No	Read Only	Manufacturing Date.
id	multiple types: see schema	No	Read Write	
mnsi	string	No	Read Only	Manufacturer's Support Information URL
mnpv	string	No	Read Only	Platform Version
st	string	No	Read Only	The date-time format pattern according to IETF RFC 3339.
n	multiple types: see schema	No	Read Write	
mnml	string	No	Read Only	Manufacturer's URL
mnsel	string	No	Read Only	Serial number as designated by the manufacturer
if	array: see schema	No	Read Only	The OCF Interfaces supported by this Resource
mnct	array: see schema	No	Read Only	An array of integers and each integer indicates the network connectivity type based on IANAIfType value as defined by: <a href="https://www.iana.org/assignments/ianaiftype-mib/ianaiftype-mib">https://www.iana.org/assignments/ianaiftype-mib/ianaiftype-mib</a> , e.g., [71, 259] which represents Wi-Fi and Zigbee.

5017 **A.6.6 CRUDN behaviour**

5018 Table A.11 defines the CRUDN operations that are supported on the "oic.wk.p" Resource Type.

5019 **Table A.11 – The CRUDN operations of the Resource with type "rt" = "oic.wk.p".**

Create	Read	Update	Delete	Notify
	get			observe

## 5020 **A.7 Discoverable Resources**

### 5021 **A.7.1 Introduction**

5022 Baseline representation of /oic/res; list of discoverable Resources

5023

### 5024 **A.7.2 Well-known URI**

5025 /oic/res

### 5026 **A.7.3 Resource type**

5027 The Resource Type is defined as: "oic.wk.res".

### 5028 **A.7.4 OpenAPI 2.0 definition**

```
5029 {
5030   "swagger": "2.0",
5031   "info": {
5032     "title": "Discoverable Resources",
5033     "version": "2019-04-22",
5034     "license": {
5035       "name": "OCF Data Model License",
5036       "url": "https://openconnectivityfoundation.github.io/core/LICENSE.md",
5037       "x-copyright": "Copyright 2016-2019 Open Connectivity Foundation, Inc. All rights reserved."
5038     },
5039     "termsOfService": "https://openconnectivityfoundation.github.io/core/DISCLAIMER.md"
5040   },
5041   "schemes": [
5042     "http"
5043   ],
5044   "consumes": [
5045     "application/json"
5046   ],
5047   "produces": [
5048     "application/json"
5049   ],
5050   "paths": {
5051     "/oic/res?if=oic.if.ll": {
5052       "get": {
5053         "description": "Links list representation of /oic/res; list of discoverable Resources\n",
5054         "parameters": [
5055           {
5056             "$ref": "#/parameters/interface-all"
5057           }
5058         ],
5059         "responses": {
5060           "200": {
5061             "description": "",
5062             "x-example": [
5063               {
5064                 "href": "/oic/res",
5065                 "rt": ["oic.wk.res"],
5066                 "if": ["oic.if.ll", "oic.if.b", "oic.if.baseline"],
5067                 "rel": ["self"],
5068                 "p": {"bm": 3},
5069                 "eps": [
5070                   {"ep": "coaps://[fe80::b1d6]:1122"}
5071                 ]
5072               },
5073               {
5074                 "href": "/humidity",
5075                 "rt": ["oic.r.humidity"],
5076                 "if": ["oic.if.s", "oic.if.baseline"],
5077                 "p": {"bm": 3},
5078                 "eps": [
5079                   {"ep": "coaps://[fe80::b1d6]:1111", "pri": 2},
5080                   {"ep": "coaps://[fe80::b1d6]:1122"},
5081                   {"ep": "coaps+tcp://[2001:db8:a::123]:2222", "pri": 3}
5082                 ]
5083               }
5084             ]
5085           }
5086         }
5087       }
5088     }
5089   }
5090 }
```

```

5082     },
5083     {
5084         "href": "/temperature",
5085         "rt": ["oic.r.temperature"],
5086         "if": ["oic.if.s", "oic.if.baseline"],
5087         "p": {"bm": 3},
5088         "eps": [
5089             {"ep": "coaps://[[2001:db8:a::123]:2222"}
5090         ]
5091     }
5092 ],
5093 "schema": {
5094     "$ref": "#/definitions/slinklist"
5095 }
5096 }
5097 }
5098 },
5099 },
5100 "/oic/res?if=oic.if.b" : {
5101     "get": {
5102         "description": "Batch representation of /oic/res; list of discoverable Resources\n",
5103         "parameters": [
5104             {"$ref": "#/parameters/interface-all"}
5105         ],
5106         "responses": {
5107             "200": {
5108                 "description": "",
5109                 "x-example": [
5110                     {
5111                         "href": "/humidity",
5112                         "rep": {
5113                             "rt": ["oic.r.humidity"],
5114                             "humidity": 40,
5115                             "desiredHumidity": 40
5116                         }
5117                     },
5118                     {
5119                         "href": "/temperature",
5120                         "rep": {
5121                             "rt": ["oic.r.temperature"],
5122                             "temperature": 20.0,
5123                             "units": "C"
5124                         }
5125                     }
5126                 ],
5127                 "schema": {"$ref": "#/definitions/sbatch"}
5128             }
5129         }
5130     }
5131 },
5132 "/oic/res?if=oic.if.baseline": {
5133     "get": {
5134         "description": "Baseline representation of /oic/res; list of discoverable Resources\n",
5135         "parameters": [
5136             {"$ref": "#/parameters/interface-all"}
5137         ]
5138     },
5139     "responses": {
5140         "200": {
5141             "description": "",
5142             "x-example": [
5143                 {
5144                     "rt": ["oic.wk.res"],
5145                     "if": ["oic.if.ll", "oic.if.b", "oic.if.baseline"],
5146                     "links": [
5147                         {
5148                             "href": "/humidity",
5149                             "rt": ["oic.r.humidity"],
5150                             "if": ["oic.if.s", "oic.if.baseline"],
5151                             "p": {"bm": 3},

```

```

5153         "eps": [
5154             {"ep": "coaps://[fe80:b1d6]:1111", "pri": 2},
5155             {"ep": "coaps://[fe80:b1d6]:1122"},
5156             {"ep": "coap+tcp://[2001:db8:a::123]:2222", "pri": 3}
5157         ]
5158     },
5159     {
5160         "href": "/temperature",
5161         "rt": ["oic.r.temperature"],
5162         "if": ["oic.if.s", "oic.if.baseline"],
5163         "p": {"bm": 3},
5164         "eps": [
5165             {"ep": "coaps://[[2001:db8:a::123]:2222"}
5166         ]
5167     }
5168 ]
5169 }
5170 ],
5171 "schema": {
5172     "$ref": "#/definitions/sbaseline"
5173 }
5174 }
5175 }
5176 }
5177 }
5178 },
5179 "parameters": {
5180     "interface-all": {
5181         "in": "query",
5182         "name": "if",
5183         "type": "string",
5184         "enum": ["oic.if.ll", "oic.if.b", "oic.if.baseline"]
5185     }
5186 },
5187 "definitions": {
5188     "oic.oic-link": {
5189         "type": "object",
5190         "properties": {
5191             "anchor": {
5192                 "$ref":
5193 "https://openconnectivityfoundation.github.io/core/schemas/oic.links.properties.core-
5194 schema.json#/definitions/anchor"
5195             },
5196             "di": {
5197                 "$ref":
5198 "https://openconnectivityfoundation.github.io/core/schemas/oic.links.properties.core-
5199 schema.json#/definitions/di"
5200             },
5201             "eps": {
5202                 "$ref":
5203 "https://openconnectivityfoundation.github.io/core/schemas/oic.links.properties.core-
5204 schema.json#/definitions/eps"
5205             },
5206             "href": {
5207                 "$ref":
5208 "https://openconnectivityfoundation.github.io/core/schemas/oic.links.properties.core-
5209 schema.json#/definitions/href"
5210             },
5211             "if": {
5212                 "description": "The OCF Interfaces supported by the Linked Resource",
5213                 "items": {
5214                     "enum": [
5215                         "oic.if.baseline",
5216                         "oic.if.ll",
5217                         "oic.if.b",
5218                         "oic.if.rw",
5219                         "oic.if.r",
5220                         "oic.if.a",
5221                         "oic.if.s"
5222                     ],
5223                     "type": "string",

```

```

5224         "maxLength": 64
5225     },
5226     "minItems": 1,
5227     "uniqueItems": true,
5228     "type": "array"
5229 },
5230 "ins": {
5231     "$ref":
5232 "https://openconnectivityfoundation.github.io/core/schemas/oic.links.properties.core-
5233 schema.json#/definitions/ins"
5234 },
5235 "p": {
5236     "$ref":
5237 "https://openconnectivityfoundation.github.io/core/schemas/oic.links.properties.core-
5238 schema.json#/definitions/p"
5239 },
5240 "rel": {
5241     "description": "The relation of the target URI referenced by the Link to the context URI",
5242     "oneOf": [
5243         {
5244             "$ref":
5245 "https://openconnectivityfoundation.github.io/core/schemas/oic.links.properties.core-
5246 schema.json#/definitions/rel_array"
5247         },
5248         {
5249             "$ref":
5250 "https://openconnectivityfoundation.github.io/core/schemas/oic.links.properties.core-
5251 schema.json#/definitions/rel_string"
5252         }
5253     ]
5254 },
5255 "rt": {
5256     "description": "Resource Type of the Linked Resource",
5257     "items": {
5258         "maxLength": 64,
5259         "type": "string"
5260     },
5261     "minItems": 1,
5262     "uniqueItems": true,
5263     "type": "array"
5264 },
5265 "title": {
5266     "$ref":
5267 "https://openconnectivityfoundation.github.io/core/schemas/oic.links.properties.core-
5268 schema.json#/definitions/title"
5269 },
5270 "type": {
5271     "$ref":
5272 "https://openconnectivityfoundation.github.io/core/schemas/oic.links.properties.core-
5273 schema.json#/definitions/type"
5274 },
5275 "tag-pos-desc": {
5276     "$ref":
5277 "https://openconnectivityfoundation.github.io/core/schemas/oic.links.properties.core-
5278 schema.json#/definitions/tag-pos-desc"
5279 },
5280 "tag-pos-rel": {
5281     "$ref":
5282 "https://openconnectivityfoundation.github.io/core/schemas/oic.links.properties.core-
5283 schema.json#/definitions/tag-pos-rel"
5284 },
5285 "tag-func-desc": {
5286     "$ref":
5287 "https://openconnectivityfoundation.github.io/core/schemas/oic.links.properties.core-
5288 schema.json#/definitions/tag-func-desc"
5289 }
5290 },
5291 "required": [
5292     "href",
5293     "rt",
5294     "if"

```

```

5295     ]
5296   },
5297   "slinklist": {
5298     "type": "array",
5299     "readOnly": true,
5300     "items": {
5301       "$ref": "#/definitions/oic.oic-link"
5302     }
5303   },
5304   "sbaseline": {
5305     "type": "array",
5306     "minItems": 1,
5307     "maxItems": 1,
5308     "items": {
5309       "type": "object",
5310       "properties": {
5311         "n": {
5312           "$ref":
5313 "https://openconnectivityfoundation.github.io/core/schemas/oic.common.properties.core-
5314 schema.json#/definitions/n"
5315         },
5316         "id": {
5317           "$ref":
5318 "https://openconnectivityfoundation.github.io/core/schemas/oic.common.properties.core-
5319 schema.json#/definitions/id"
5320         },
5321         "rt": {
5322           "description": "Resource Type of this Resource",
5323           "items": {
5324             "enum": ["oic.wk.res"],
5325             "type": "string",
5326             "maxLength": 64
5327           },
5328           "minItems": 1,
5329           "readOnly": true,
5330           "uniqueItems": true,
5331           "type": "array"
5332         },
5333         "if": {
5334           "description": "The OCF Interfaces supported by this Resource",
5335           "items": {
5336             "enum": [
5337               "oic.if.ll",
5338               "oic.if.b",
5339               "oic.if.baseline"
5340             ],
5341             "type": "string",
5342             "maxLength": 64
5343           },
5344           "minItems": 2,
5345           "readOnly": true,
5346           "uniqueItems": true,
5347           "type": "array"
5348         },
5349         "links": {
5350           "type": "array",
5351           "items": {
5352             "$ref": "#/definitions/oic.oic-link"
5353           }
5354         }
5355       },
5356       "required": [
5357         "rt",
5358         "if",
5359         "links"
5360       ]
5361     }
5362   },
5363   "sbatch" : {
5364     "type": "array",
5365     "minItems" : 1,

```



```

5366     "items" : {
5367         "type": "object",
5368         "additionalProperties": true,
5369         "properties": {
5370             "href": {
5371                 "$ref":
5372 "https://openconnectivityfoundation.github.io/core/schemas/oic.links.properties.core-
5373 schema.json#/definitions/href"
5374             },
5375             "rep": {
5376                 "oneOf": [
5377                     {
5378                         "description": "The response payload from a single Resource",
5379                         "type": "object"
5380                     },
5381                     {
5382                         "description": " The response payload from a Collection (batch) Resource",
5383                         "items": {
5384                             "$ref": "#/definitions/oic.oic-link"
5385                         },
5386                         "type": "array"
5387                     }
5388                 ]
5389             }
5390         },
5391         "required": [
5392             "href",
5393             "rep"
5394         ]
5395     }
5396 }
5397 }
5398 }
5399

```

5400 **A.7.5 Property definition**

5401 Table A.12 defines the Properties that are part of the "None" Resource Type.

5402 **Table A.12 – The Property definitions of the Resource with type "rt" = "None".**

Property name	Value type	Mandatory	Access mode	Description
anchor	multiple types: see schema	No	Read Write	
di	multiple types: see schema	No	Read Write	
eps	multiple types: see schema	No	Read Write	
href	multiple types: see schema	Yes	Read Write	
if	array: see schema	Yes	Read Write	The OCF Interfaces supported by the Linked Resource
ins	multiple types: see schema	No	Read Write	
p	multiple types: see schema	No	Read Write	
rel	multiple types: see schema	No	Read Write	The relation of the target URI referenced by the Link to the context URI

rt	array: see schema	Yes	Read Write	Resource Type of the Linked Resource
title	multiple types: see schema	No	Read Write	
type	multiple types: see schema	No	Read Write	
tag-pos-desc	multiple types: see schema	No	Read Write	
tag-pos-rel	multiple types: see schema	No	Read Write	
tag-func-desc	multiple types: see schema	No	Read Write	
n	multiple types: see schema	No	Read Write	
id	multiple types: see schema	No	Read Write	
rt	array: see schema	Yes	Read Only	Resource Type of this Resource
if	array: see schema	Yes	Read Only	The OCF Interfaces supported by this Resource
links	array: see schema	Yes	Read Write	
href	multiple types: see schema	Yes	Read Write	
rep	multiple types: see schema	Yes	Read Write	

5403 **A.7.6 CRUDN behaviour**

5404 Table A.13 defines the CRUDN operations that are supported on the "None" Resource Type.

5405 **Table A.13 – The CRUDN operations of the Resource with type "rt" = "None".**

Create	Read	Update	Delete	Notify
	get			observe

5406  
5407

5408  
5409  
5410  
5411

## Annex B (informative)

### OpenAPI 2.0 Schema Extension

#### 5412 **B.1 OpenAPI 2.0 Schema Reference**

5413 OpenAPI 2.0 does not support allOf and anyOf JSON schema validation constructs; this document  
5414 has extended the underlying OpenAPI 2.0 schema to enable these, all OpenAPI 2.0 files are valid  
5415 against the extended schema. Reference the following location for a copy of the extended schema:

5416 – <https://github.com/openconnectivityfoundation/OCFswagger2.0-schema>

#### 5417 **B.2 OpenAPI 2.0 Introspection empty file**

5418 Reference the following location for a copy of an empty OpenAPI 2.0 file:

5419 – [https://github.com/openconnectivityfoundation/DeviceBuilder/blob/master/introspection-  
5420 examples/introspection-empty.txt](https://github.com/openconnectivityfoundation/DeviceBuilder/blob/master/introspection-examples/introspection-empty.txt)

5421  
5422  
5423  
5424

## Annex C (normative)

### Semantic Tag enumeration support

#### 5425 C.1 Introduction

5426 This Annex defines the enumerations that are applicable to defined Semantic Tags.

#### 5427 C.2 "tag-pos-desc" supported enumeration

5428 Figure C.1 defines the enumeration from which a value populated within an instance of the "tag-  
5429 pos-desc" Semantic Tag is taken.

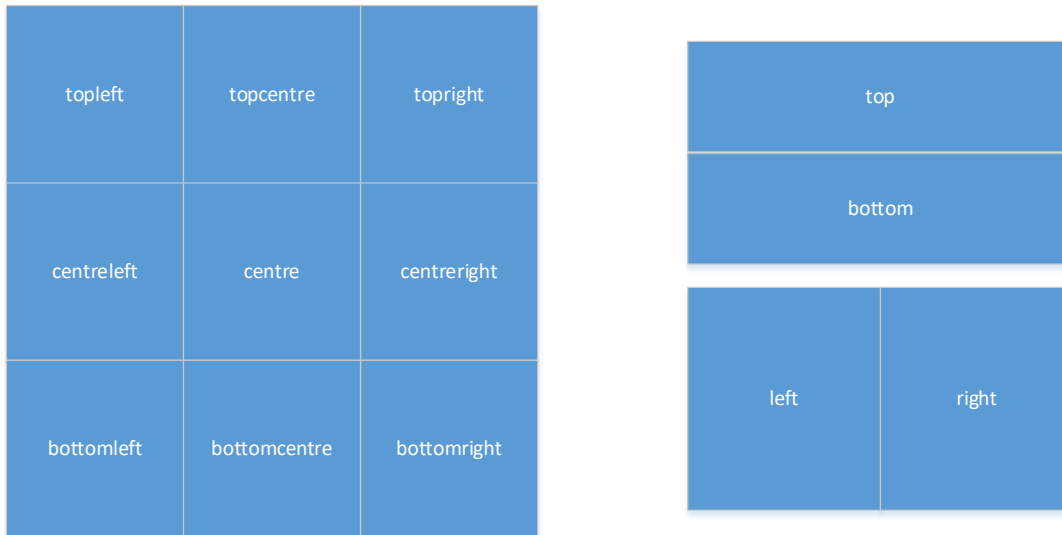
```
"pos-descriptions": {  
  "enum":  
  [ "unknown", "top", "bottom", "left", "right", "centre", "topleft", "bottomleft", "centreleft",  
    "centreright", "bottomright", "topright", "topcentre", "bottomcentre" ]  
}
```

5430

**Figure C.1 – Enumeration for "tag-pos-desc" Semantic Tag**

5431

5432 Figure C.2 provides an illustrative representation of the definition of the values that can be  
5433 represented within an instance of "tag-pos-desc".



5434

**Figure C.2 – Definition of "tag-pos-desc" Semantic Tag values**

5435

5436

5437

## Bibliography

- 5438 [1] OCF Core - Optional, Information technology – Open Connectivity Foundation (OCF)  
5439 Specification – Part X: Core - Optional specification  
5440 Latest version available at:  
5441 [https://openconnectivity.org/specs/OCF\\_Core\\_Optional\\_Specification.pdf](https://openconnectivity.org/specs/OCF_Core_Optional_Specification.pdf)
- 5442 [2] OCF Easy Wi-Fi Setup, Information technology – Open Connectivity Foundation (OCF)  
5443 Specification – Part 7: Wi-Fi Easy Setup specification  
5444 Latest version available at: [https://openconnectivity.org/specs/OCF\\_Wi-](https://openconnectivity.org/specs/OCF_Wi-Fi_Easy_Setup_Specification.pdf)  
5445 [Fi\\_Easy\\_Setup\\_Specification.pdf](https://openconnectivity.org/specs/OCF_Wi-Fi_Easy_Setup_Specification.pdf)
- 5446