

UNITED STATES
DEPARTMENT OF
COMMERCE
PUBLICATION



NBS SPECIAL PUBLICATION 260-35

Standard Reference Materials:

**THERMAL CONDUCTIVITY OF
AUSTENITIC STAINLESS STEEL,
SRM 735, FROM 5 to 280 K**

U.S.
DEPARTMENT
OF
COMMERCE
National

QC
100
.457
60-35
1972
C.2

The National Bureau of Standards¹ was established by an act of Congress March 3, 1901. The Bureau's overall goal is to strengthen and advance the Nation's science and technology and facilitate their effective application for public benefit. To this end, the Bureau conducts research and provides: (1) a basis for the Nation's physical measurement system, (2) scientific and technological services for industry and government, (3) a technical basis for equity in trade, and (4) technical services to promote public safety. The Bureau consists of the Institute for Basic Standards, the Institute for Materials Research, the Institute for Applied Technology, the Center for Computer Sciences and Technology, and the Office for Information Programs.

THE INSTITUTE FOR BASIC STANDARDS provides the central basis within the United States of a complete and consistent system of physical measurement; coordinates that system with measurement systems of other nations; and furnishes essential services leading to accurate and uniform physical measurements throughout the Nation's scientific community, industry, and commerce. The Institute consists of a Center for Radiation Research, an Office of Measurement Services and the following divisions:

Applied Mathematics—Electricity—Heat—Mechanics—Optical Physics—Linac Radiation²—Nuclear Radiation²—Applied Radiation²—Quantum Electronics³—Electromagnetics³—Time and Frequency³—Laboratory Astrophysics³—Cryogenics³.

THE INSTITUTE FOR MATERIALS RESEARCH conducts materials research leading to improved methods of measurement, standards, and data on the properties of well-characterized materials needed by industry, commerce, educational institutions, and Government; provides advisory and research services to other Government agencies; and develops, produces, and distributes standard reference materials. The Institute consists of the Office of Standard Reference Materials and the following divisions:

Analytical Chemistry—Polymers—Metallurgy—Inorganic Materials—Reactor Radiation—Physical Chemistry.

THE INSTITUTE FOR APPLIED TECHNOLOGY provides technical services to promote the use of available technology and to facilitate technological innovation in industry and Government; cooperates with public and private organizations leading to the development of technological standards (including mandatory safety standards), codes and methods of test; and provides technical advice and services to Government agencies upon request. The Institute also monitors NBS engineering standards activities and provides liaison between NBS and national and international engineering standards bodies. The Institute consists of the following divisions and offices:

Engineering Standards Services—Weights and Measures—Invention and Innovation—Product Evaluation Technology—Building Research—Electronic Technology—Technical Analysis—Measurement Engineering—Office of Fire Programs.

THE CENTER FOR COMPUTER SCIENCES AND TECHNOLOGY conducts research and provides technical services designed to aid Government agencies in improving cost effectiveness in the conduct of their programs through the selection, acquisition, and effective utilization of automatic data processing equipment; and serves as the principal focus within the executive branch for the development of Federal standards for automatic data processing equipment, techniques, and computer languages. The Center consists of the following offices and divisions:

Information Processing Standards—Computer Information—Computer Services—Systems Development—Information Processing Technology.

THE OFFICE FOR INFORMATION PROGRAMS promotes optimum dissemination and accessibility of scientific information generated within NBS and other agencies of the Federal Government; promotes the development of the National Standard Reference Data System and a system of information analysis centers dealing with the broader aspects of the National Measurement System; provides appropriate services to ensure that the NBS staff has optimum accessibility to the scientific information of the world, and directs the public information activities of the Bureau. The Office consists of the following organizational units:

Office of Standard Reference Data—Office of Technical Information and Publications—Library—Office of International Relations.

¹ Headquarters and Laboratories at Gaithersburg, Maryland, unless otherwise noted; mailing address Washington, D. C. 20234.

² Part of the Center for Radiation Research.

³ Located at Boulder, Colorado 80302.

JUN 27 1972

Standard Reference Materials:

**Thermal Conductivity of Austenitic Stainless Steel,
SRM 735, from 5 to 280 K**

J. G. Hust and L. L. Sparks

Institute for Basic Standards
National Bureau of Standards
Boulder, Colorado 80302



U.S. DEPARTMENT OF COMMERCE, Peter G. Peterson, Secretary
NATIONAL BUREAU OF STANDARDS, Lewis M. Branscomb, Director,
Issued April 1972

Library of Congress Catalog Number: 72-600028

National Bureau of Standards Special Publication 260-35

Nat. Bur. Stand. (U.S.), Spec. Publ. 260-35, 22 pages (Apr. 1972)

CODEN: XNBSAV

Issued April 1972

For sale by the Superintendent of Documents, U.S. Government Printing Office
Washington, D.C. 20402 (Order by SD Catalog No. C 13.10:260-35). Price 35 cents.

PREFACE

Standard Reference Materials (SRM's) as defined by the National Bureau of Standards are "well-characterized materials, produced in quantity, that calibrate a measurement system to assure comparability of measurement in the nation." SRM's are widely used as primary standards in many diverse fields in science, industry, and technology, both within the United States and throughout the world. In many industries traceability of their quality control process to the national measurement system is carried out through the mechanism and use of SRM's. For many of the nation's scientists and technologists it is therefore of more than passing interest to know the details of the measurements made at NBS in arriving at the certified values of the SRM's produced. An NBS series of papers, of which this publication is a member, called the NBS Special Publication - 260 Series is reserved for this purpose.

This 260 Series is dedicated to the dissemination of information on all phases of the preparation, measurement, and certification of NBS-SRM's. In general, much more detail will be found in these papers than is generally allowed, or desirable, in scientific journal articles. This enables the user to assess the validity and accuracy of the measurement processes employed, to judge the statistical analysis, and to learn details of techniques and methods utilized for work entailing the greatest care and accuracy. It is also hoped that these papers will provide sufficient additional information not found on the certificate so that new applications in diverse fields not foreseen at the time the SRM was originally issued will be sought and found.

Inquiries concerning the technical content of this paper should be directed to the author(s). Other questions concerned with the availability, delivery, price, and so forth will receive prompt attention from:

Office of Standard Reference Materials
National Bureau of Standards
Washington, D. C. 20234

J. Paul Cali, Chief
Office of Standard Reference Materials

OTHER NBS PUBLICATIONS IN THIS SERIES

- NBS Spec. Publ. 260, Catalog of Standard Reference Materials, July 1970. 75 cents.* (Supersedes NBS Misc. Publ. 260, January 1968 and NBS Misc. Publ. 241, March 1962.)
- NBS Misc. Publ. 260-1, Standard Reference Materials: Preparation of NBS White Cast Iron Spectrochemical Standards, June 1964. 30 cents.*
- NBS Misc. Publ. 260-2, Standard Reference Materials: Preparation of NBS Copper-Base Spectrochemical Standards, October 1964. 35 cents.*
- NBS Misc. Publ. 260-3, Standard Reference Materials: Metallographic Characterization of an NBS Spectrometric Low-Alloy Steel Standard, October 1964. 20 cents. (Out of print).
- NBS Misc. Publ. 260-4, Standard Reference Materials: Sources of Information on Standard Reference Materials, February 1965. 20 cents. (Out of print).
- NBS Misc. Publ. 260-5, Standard Reference Materials: Accuracy of Solution X-Ray Spectrometric Analysis of Copper-Base Alloys, March 1965. 25 cents. (Out of print).
- NBS Misc. Publ. 260-6, Standard Reference Materials: Methods for the Chemical Analysis of White Cast Iron Standards, July 1965. 45 cents.*
- NBS Misc. Publ. 260-7, Standard Reference Materials: Methods for the Chemical Analysis of NBS Copper-Base Spectrochemical Standards, October 1965. 60 cents.*
- NBS Misc. Publ. 260-8, Standard Reference Materials: Analysis of Uranium Concentrates at the National Bureau of Standards, December 1965. 60 cents. (Out of print).
- NBS Misc. Publ. 260-9, Standard Reference Materials: Half Lives of Materials Used in the Preparation of Standard Reference Materials of Nineteen Radioactive Nuclides Issued by the National Bureau of Standards, November 1965. 15 cents.*
- NBS Misc. Publ. 260-10, Standard Reference Materials: Homogeneity Characterization on NBS Spectrometric Standards II: Cartridge Brass and Low-Alloy Steel, December 1965. 30 cents.*

- NBS Misc. Publ. 260-11, Standard Reference Materials:
Viscosity of a Standard Lead-Silica Glass, November
1966. 25 cents.*
- NBS Misc. Publ. 260-12, Standard Reference Materials:
Homogeneity Characterization of NBS Spectrometric
Standards III: White Cast Iron and Stainless Steel
Powder Compact, September 1966. 20 cents.*
- NBS Misc. Publ. 260-13, Standard Reference Materials:
Mössbauer Spectroscopy Standard for the Chemical Shift
of Iron Compounds, July 1967. 40 cents.*
- NBS Misc. Publ. 260-14, Standard Reference Materials:
Determination of Oxygen in Ferrous Materials --
SRM 1090, 1091, and 1092, September 1966. 30 cents.*
- NBS Misc. Publ. 260-15, Standard Reference Materials:
Recommended Method of Use of Standard Light-Sensitive
Paper for Calibrating Carbon Arcs Used in Testing
Textiles for Colorfastness to Light, June 1967.
20 cents.*
- NBS Spec. Publ. 260-16, Standard Reference Materials:
Homogeneity Characterization of NBS Spectrometric
Standards IV: Preparation and Microprobe Characterization
of W-20% Mo Alloy Fabricated by Powder Metallurgical
Methods, January 1969. 35 cents.*
- NBS Spec. Publ. 260-17, Standard Reference Materials:
Boric Acid; Isotopic and Assay Standard Reference
Materials, February 1970. 65 cents.*
- NBS Spec. Publ. 260-18, Standard Reference Materials:
Calibration of NBS Secondary Standard Magnetic Tape
(Computer Amplitude Reference) Using the Reference
Tape Amplitude Measurement "Process A", November 1969.
50 cents.*
- NBS Spec. Publ. 260-19, Standard Reference Materials:
Analysis of Interlaboratory Measurements on the
Vapor Pressure of Gold (Certification of Standard
Reference Material 745), January 1970. 30 cents.*
- NBS Spec. Publ. 260-20, Standard Reference Materials:
Preparation and Analysis of Trace Element Glass
Standards. (In preparation)
- NBS Spec. Publ. 260-21, Standard Reference Materials:
Analysis of Interlaboratory Measurements on the Vapor
Pressures of Cadmium and Silver, January 1971. 35 cents.*

- NBS Spec. Publ. 260-22, Standard Reference Materials:
Homogeneity Characterization of Fe-3Si Alloy,
February 1971. 35 cents.*
- NBS Spec. Publ. 260-23, Standard Reference Materials:
Viscosity of a Standard Borosilicate Glass, December 1970.
25 cents.*
- NBS Spec. Publ. 260-24, Standard Reference Materials:
Comparison of Redox Standards, January 1972. \$1.00.*
- NBS Spec. Publ. 260-25, Standard Reference Materials:
A Standard Reference Material Containing Nominally Four
Percent Austenite, February 1971. 30 cents.*
- NBS Spec. Publ. 260-26, Standard Reference Materials:
National Bureau of Standards-U.S. Steel Corporation
Joint Program for Determining Oxygen and Nitrogen in
Steel, February 1971. 50 cents.*
- NBS Spec. Publ. 260-27, Standard Reference Materials:
Uranium Isotopic Standard Reference Materials,
April 1971. \$1.25.*
- NBS Spec. Publ. 260-28, Standard Reference Materials:
Preparation and Evaluation of SRM's 481 and 482 Gold-Silver
and Gold-Copper Alloys for Microanalysis, August 1971.
\$1.00.*
- NBS Spec. Publ. 260-29, Standard Reference Materials:
Calibration of NBS Secondary Standard Magnetic Tape
(Computer Amplitude Reference) Using the Reference
Tape Amplitude Measurement "Process A-Model 2",
June 1971. 60 cents.*
- NBS Spec. Publ. 260-30, Standard Reference Materials:
Standard Samples Issued in the USSR (A Translation
from the Russian), June 1971. \$1.00.*
- NBS Spec. Publ. 260-31, Standard Reference Materials:
Thermal Conductivity of Electrolytic Iron SRM 734 from
4 to 300K, November 1971. 35 cents.*
- NBS Spec. Publ. 260-32, Standard Reference Materials:
The Cooperative Study of Temperature Scale Standards
for DTA by ICTA and NBS. (In preparation)
- NBS Spec. Publ. 260-33, Standard Reference Materials:
Comparison of Original and Supplemental SRM 705,
Narrow Molecular Weight Distribution Polystyrene,
H. L. Wagner. (In preparation).

NBS Spec. Publ. 260-34, Standard Reference Materials:
Thermoelectric Voltage. (In preparation).

NBS Spec. Publ. 260-35, Standard Reference Materials:
Thermal Conductivity of Austenitic Stainless Steel,
SRM 735 from 5 to 280K*. (This publication).

*Send order with remittance to: Superintendent of Documents,
U.S. Government Printing Office, Washington, D. C. 20402.
Remittance from foreign countries should include an
additional one-fourth of the purchase price for postage.

TABLE OF CONTENTS

	PAGE
1. Introduction	2
2. Apparatus and Data Analysis	3
3. Specimen Characterization	4
4. Results	5
5. Summary	6
6. Footnotes and References.	7
Appendix I	8

LIST OF TABLES

<u>Table No.</u>	PAGE
1. Characterization data of SRM 735 stainless steel.	10
2. Parameters, a_i of equation (4)	11
3. Thermal conductivity of austenitic stainless steel (SRM 735)	12

LIST OF FIGURES

<u>Figure No.</u>	PAGE
1a. Experimental thermal conductivity deviations from mean values of three specimens from 5 to 40 K	13
1b. Experimental thermal conductivity deviations from mean values of three specimens from 40 to 300 K	14
2. Thermal conductivity of SRM 735	15

THERMAL CONDUCTIVITY OF AUSTENITIC STAINLESS
STEEL, SRM 735, FROM 5 TO 280 K*

J. G. Hust and L. L. Sparks
Cryogenics Division, NBS Institute for
Basic Standards, Boulder, Colorado 80302

Thermal conductivity data are presented for a well-characterized austenitic stainless steel. Thermal conductivity and electrical resistivity measurements were conducted on two lots of this steel. Electrical resistivity measurements were performed on the second lot both before and after the material was hot-swaged and reannealed to a size 1/10 the original diameter. These measurements indicate that this steel can be swaged and reannealed without an appreciable change in thermal conductivity. Electrical resistivity measurements as well as direct thermal conductivity measurements on several specimens from both lots indicate a material variability in these lots of less than 1% in thermal conductivity.

Key words: Cryogenics; electrical resistivity; stainless steel; Standard Reference Material; thermal conductivity.

*This work was carried out at the National Bureau of Standards, Boulder, Colorado, under the sponsorship of NASA-Space Nuclear Systems Office, Cleveland, Ohio, and the National Bureau of Standards Office of Standard Reference Materials (NBS-OSRM), Washington, D. C.

1. INTRODUCTION

This report is a result of a program to establish several thermal conductivity Standard Reference Materials (SRM's). Measurements are planned for SRM's of high, medium and low conductivity. An earlier report [1] describes the establishment of SRM 734 material as a medium-high thermal conductivity SRM. The material reported on here, stainless steel SRM 735* [2], is in the low conductivity range.

Design and development engineers in the aerospace industry continue to have urgent need for thermal and mechanical property data for new materials. For most materials, especially new or uncommon alloys, measured values of thermal conductivity are not available and predictions cannot be made with adequate confidence. To help satisfy these needs, we have constructed an apparatus for the simultaneous measurement of thermal conductivity, electrical resistivity, and thermopower. We intend to measure several specimens of materials that appear to be useful as standards. SRM data are useful for intercomparison of existing thermal conductivity apparatus, for debugging new apparatus, and for calibration of comparative apparatus. The apparent large differences (50% is not uncommon) among the results of various investigators for a given material is evidence of the need for reliable thermal conductivity SRM's.

* This steel was originally prepared and distributed for use as a Standard Reference Material for high-temperature thermophysical properties by the Advisory Group for Aerospace Research and Development (AGARD) under the direction of NATO. It was measured at this laboratory to establish a standard at low temperatures as well. Temperatures from 5 to 280 K are included in this work. Later, as data from other laboratories are reported, it will be possible to extend the range to higher temperatures.

The availability of SRM's will result in more accurate and more permanent transport property data for technically important solids.

The basic characteristics of a thermal conductivity SRM are that it be: (a) stable and reproducible under the conditions of use, (b) uniform throughout a single specimen and from specimen-to-specimen, (c) similar in thermal conductivity to that of the materials to which it will be applied, (d) readily machined and fabricated to appropriate size and shape, (e) chemically inert with its environment, and (f) usable over a wide temperature range. Stainless steel SRM 735 satisfies these criteria reasonably well.

2. APPARATUS AND DATA ANALYSIS

The apparatus is based on the axial one-dimensional heat flow method. The specimen is a cylindrical rod 11.3 mm in diameter and 23 cm long with an electric heater at one end and a temperature controlled heat sink at the other. The specimen is surrounded by glass fiber and a temperature controlled shield. Eight thermocouples are mounted at equally spaced points along the length of the specimen to determine temperature gradients in the range 4 to 300 K.

The experimental data are represented by arbitrary functions over the entire range and smooth tables are generated from these functions. The number of terms used to represent each of the data sets is optimized, through the use of orthonormal functions, so that none of the precision of the data is lost by underfitting, nor are any unnecessary oscillations introduced by overfitting. A detailed description of this apparatus and the methods of data analysis are given by Hust, et al. [3].

3. SPECIMEN CHARACTERIZATION

Initially, AGARD supplied four steel rods for characterization and measurement. Two rods were 6 mm diameter and the other two were 10 mm diameter. The smaller rods were used for electrical resistivity measurements while the larger two were machined for thermal conductivity measurements. These rods are referred to as lot 1 and measurements on them suggested that this steel would be a useful standard of thermal conductivity. A second lot of this material was purchased for further measurements and for stocking. The 12 rods from lot 2 were each 35 mm in diameter and 1 meter in length. Six five-cm-long pieces were cut from the ends of six of these rods for electrical resistivity characterization. These measurements showed that lot 2 is indistinguishable, within 1%, from lot 1.

Preparation of specimens by NBS-OSRM was then begun. Because of high specimen preparation costs and the excessive waste that would result from machining the 35-mm rods to smaller size, we decided to hot swage the rods to the desired diameters. However, this raised the question of whether the specimens would remain unchanged after hot swaging and reannealing. We performed additional characterization measurements on six specimens prepared by this method. The results, listed in table 1, show that specimens prepared by this procedure are within 1% in resistivity of the specimens from lots 1 and 2 as received. Based on a total of 21 electrical resistivity determinations, it is concluded that the thermal conductivity variability of specimens from these lots is less than 1%. A discussion of the connection between electrical resistivity and thermal conductivity variability is presented in Appendix I.

The nominal composition of stainless steel SRM 735 is as follows: (The composition of lot 1 as determined by the supplier is given in parentheses)

Element	Percent, by weight	
Ni	20.0-20.5	(19.90)
Cr	16.0-16.5	(16.41)
Mn	1.0- 1.2	(1.20)
Si	0.2- 0.3	(0.27)
Nb	8-12 x C	(0.10)
Mo	<0.2	(0.01)
C	<0.02	(0.009)
N	<0.01	(0.009)
P	<0.015	(0.005)
S	<0.015	(0.006)
Fe	bal	(bal)

4. RESULTS

The thermal conductivity of three specimens, two from lot 1 and one from lot 2, was measured from 5 to 280 K. These data were functionally represented with the following equation:

$$\ln \lambda = \sum_{i=1}^n a_i [\ln T]^{i+1} \quad (4)$$

where λ = thermal conductivity in $\text{Wm}^{-1}\text{K}^{-1}$ and T = temperature in K. Temperatures are based on the IPTS-68 scale above 20 K and the NBS P2-20 (1965) scale below 20 K. The parameters, a_i , determined by least squares for the mean conductivity of these three specimens, are presented in table 2. Further details of the method of data analysis are given by Hust, et al. [3]. The deviations of the experimental data from this equation are given in figures 1a and 1b. Calculated values of thermal conductivity are presented in table 3 and figure 2.

A detailed error analysis for this system has been presented previously by Hust, et al. [3]. Based on this analysis of systematic and random errors, the uncertainty estimates (with 95% confidence) are as follows:

2.5% at 300 K, decreasing as T^4 to 0.70% at 200 K, 0.70% from 200 K to 50 K, increasing inversely with temperature to 1.5% at 4 K.

5. SUMMARY

We have established low temperature thermal conductivity standard reference data for stainless steel SRM 735. Thermal conductivity measurements have been made on this steel from 4 to 300 K. These data were fitted to an empirical equation that was used to generate tabular values. Material variability is estimated to be less than $\pm 1\%$ in thermal conductivity, and measurement uncertainty is less than 2.5%.

We wish to thank R. E. Michaelis of NBS-OSRM, for assistance in specimens procurement and helpful discussions. This measurement program has been carried out under the helpful guidance of R. L. Powell.

6. FOOTNOTES AND REFERENCES

- [1] Hust, J. G., Sparks, L. L., Thermal Conductivity of Electrolytic Iron, SRM 734, from 4 to 300 K, Nat. Bur. of Stand. Spec. Pub. 260-31, 19 p. (Nov. 1971).
- [2] This SRM is available in the form of rods of three diameters and may be ordered from the Office of Standard Reference Materials, National Bureau of Standards, Washington, D. C. 20234. SRM 735-S is 0.65 cm in diameter and 30 cm long. SRM's 735-M1 and M2 are 1.25 cm in diameter and 15 and 30 cm long, respectively. SRM's 735-L1 and L2 are 3.5 cm in diameter and 5 and 10 cm long, respectively.
- [3] Hust, J. G. Powell, R. L., and Weitzel, D. H., Thermal Conductivity Standard Reference Materials from 4 to 300 K. I. Armco Iron: Including Apparatus Description and Error Analysis, J. Res. Nat. Bur. Stand. (U.S.), 74A (Phys. and Chem.) No. 5, 673-690 (1970).

Appendix I. Discussion of electrical resistivity and thermal conductivity variability.

The electrical resistivity, ρ , and thermal conductivity, λ , of metals are intimately related, especially for pure metals, but also for alloys to a lesser extent. This relationship exists because in a metal most of the heat is transported by the electrons. Some heat is also transported by the lattice vibrations. The total thermal conductivity is the sum of the electronic, λ_e , and the lattice, λ_g , (the German word for lattice is Gitter) components.

$$\lambda = \lambda_e + \lambda_g. \quad (1)$$

In most pure metals λ_g is small compared to λ_e , but in transition metals λ_g may be as large as 20% of λ_e , and in some alloys λ_g is much larger than λ_e . For pure metals and dilute alloys, the relationship between ρ and λ at both high and low temperatures is reasonably well described by the Wiedemann-Franz-Lorenz (WFL) law:

$$\frac{\rho\lambda}{T} = L_0 = 2.443 \times 10^{-8} \text{ V}^2\text{K}^{-2}, \quad (2)$$

where L_0 is the Sommerfeld value of $\rho\lambda/T$ and T is the temperature. At intermediate temperatures, large deviations from the WFL law are observed. For our purposes the ice point is a sufficiently high temperature and liquid helium is a sufficiently low temperature to satisfy the WFL law. In complex alloys such as this steel eq (2) does not hold, but it has been observed that the value of the Lorenz function, $\rho\lambda/T$, is reasonably independent of material within a given class of alloys such as austenitic stainless steel (Fe-18Cr-8Ni alloys). This indicates a close but unexplained relationship between ρ and λ even λ_e is small compared to λ_g .

In metals there are two mechanisms that account for most of the scattering of electrons: the interaction of electrons with chemical impurities and physical imperfections, and the interaction of electrons with thermal vibrations of the atoms of the lattice. The former mechanism is usually taken to be independent of temperature while the latter is temperature dependent. If we assume that each of these mechanisms is independent of the other, we may assign a separate resistivity to each. The resistivity arising from impurity and imperfection scattering is usually referred to as the residual resistivity, ρ_0 , while the resistivity due to thermal scattering is called the intrinsic resistivity, $\rho_i(T)$. The total resistivity, $\rho(T)$, may be written as the sum of these two terms.

$$\rho(T) = \rho_0 + \rho_i(T). \quad (3)$$

This separation of the total resistivity into a constant term (ρ_0) and a temperature dependent term ($\rho_i(T)$) is known as Matthiessen's rule. Although Matthiessen's rule is not strictly valid, it is a sufficiently good approximation for our purposes. For steels, the residual resistivity is a significant part of the total resistivity, even at room temperature; thus, values of either room temperature resistivity or residual resistivity can be used as indicators of material variability. This differs from pure metals in that ρ_0 is much smaller than $\rho(293 \text{ K})$ for pure metals; therefore, $\rho(293 \text{ K})$ is not an indicator of purity. The variability in resistivity for various specimens in a given lot of material is an indication of the variability in chemical composition and physical imperfection concentration in the lot. These material variations also cause thermal conductivity variations as indicated by the Lorenz function for a given class of alloys. Therefore, a determination of resistivity variability will usually approximate the thermal

conductivity variability in alloys. The determination of electrical resistivity is considerably easier than the determination of λ .

Table 1. Characterization data of SRM 735 stainless steel.

Specimen	Lot 1	Lot 2	Lot 2*
$\rho_{273\text{ K}}$, (n Ω m) ± 2	788	786	788
$\rho_{4\text{ K}}$, (n Ω m) ± 2	596	590	590
RRR = $\rho_{273\text{ K}}/\rho_{4\text{ K}} \pm 0.002$	1.322	1.331	1.334
hardness, (Rockwell) ± 2	B45	B48	B46
grain size, (mm) ± 0.01	0.04	0.04	0.07
density, (g/cm ³) ± 0.004	8.004	8.009	8.006

*after hot-swaging and reannealing.

Table 2. Parameters, a_i , of equation (4).

i	a_i
1	-4.85984600
2	6.59025067
3	-3.74701178
4	1.16265324
5	$-2.05457295 \times 10^{-1}$
6	$1.93981539 \times 10^{-2}$
7	$-7.59098428 \times 10^{-4}$

Table 3. Thermal conductivity of austenitic stainless steel (SRM 735).

Temperature (K)	Thermal Conductivity ($\text{Wm}^{-1} \text{K}^{-1}$)	Temperature (K)	Thermal Conductivity ($\text{Wm}^{-1} \text{K}^{-1}$)
5	0.466	75	7.97
6	0.565	80	8.27
7	0.676	85	8.55
8	0.796	90	8.80
9	0.921	95	9.04
10	1.05	100	9.25
12	1.32	110	9.65
14	1.58	120	9.99
16	1.86	130	10.3
18	2.13	140	10.6
20	2.40	150	10.9
25	3.07	160	11.1
30	3.72	170	11.4
35	4.34	180	11.6
40	4.92	190	11.9
45	5.47	200	12.1
50	5.98		
55	6.45	220	12.6
60	6.88	240	13.0
65	7.28	260	13.4
70	7.64	280	13.8

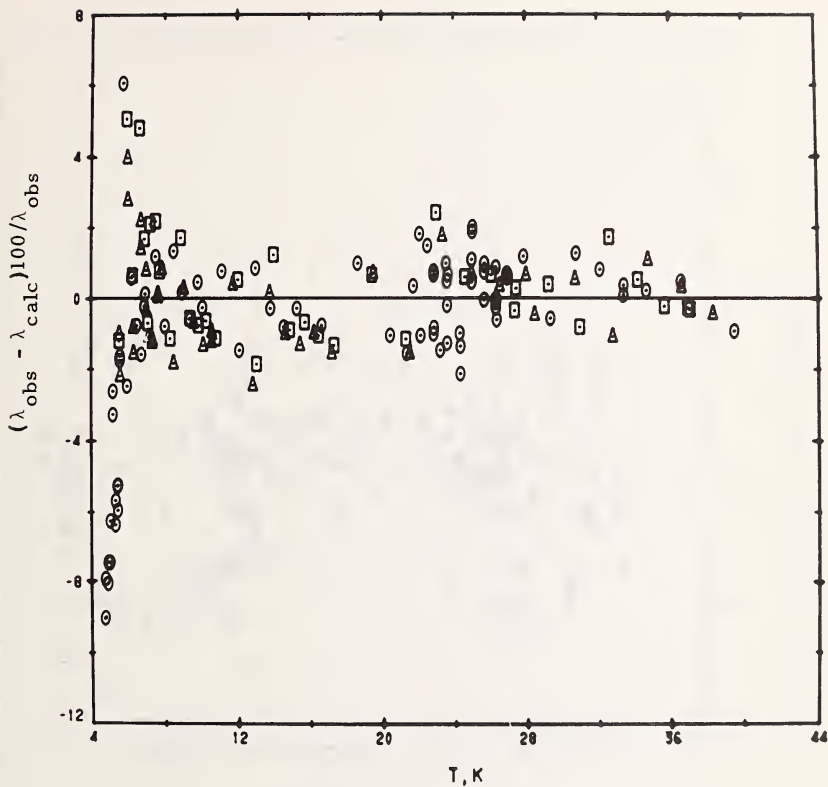


Figure 1a. Experimental thermal conductivity deviations from mean values of three specimens from 5 to 40 K.

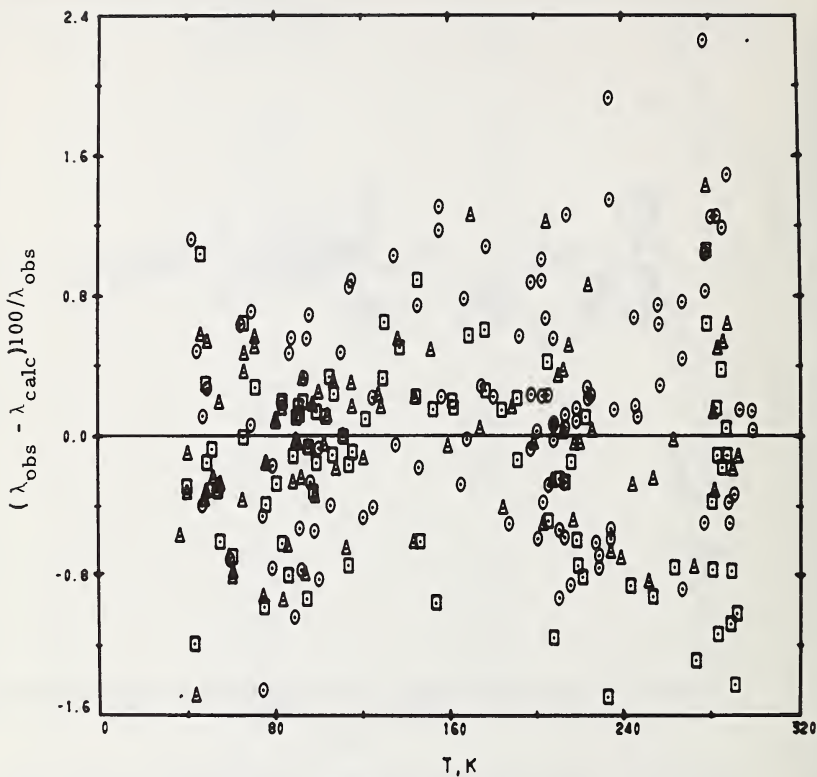


Figure 1b. Experimental thermal conductivity deviations from mean values of three specimens from 40 to 300 K.

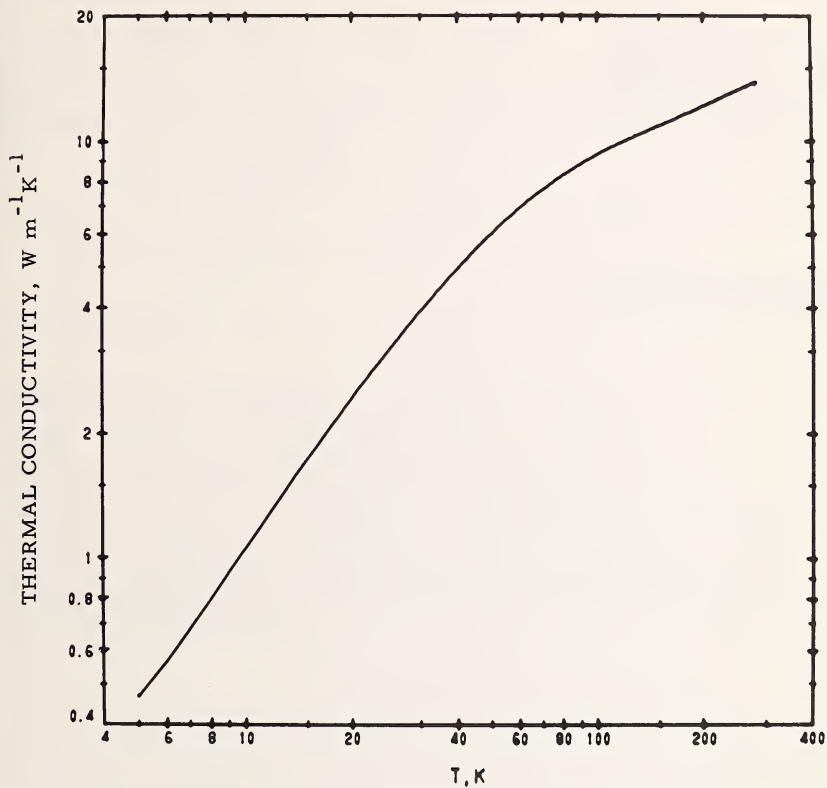


Figure 2. Thermal conductivity of SRM 735

U.S. DEPT. OF COMM. BIBLIOGRAPHIC DATA SHEET	1. PUBLICATION OR REPORT NO. NBS SP 260-35	2. Gov't Accession No.	3. Recipient's Accession No.
4. TITLE AND SUBTITLE Thermal Conductivity of Austenitic Stainless Steel, SRM-735, from 5 to 280 K.		5. Publication Date April 1972	6. Performing Organization Code
7. AUTHOR(S) J. G. Hust and L. L. Sparks	8. Performing Organization		
9. PERFORMING ORGANIZATION NAME AND ADDRESS NATIONAL BUREAU OF STANDARDS DEPARTMENT OF COMMERCE Boulder, Colorado 80302		10. Project/Task/Work Unit No. Project #2750431	11. Contract/Grant No. F33615-70-M-5002
12. Sponsoring Organization Name and Address NASA-Space Nuclear Systems Office Cleveland, Ohio		13. Type of Report & Period Covered Final	14. Sponsoring Agency Code
15. SUPPLEMENTARY NOTES			
<p>16. ABSTRACT (A 200-word or less factual summary of most significant information. If document includes a significant bibliography or literature survey, mention it here.)</p> <p>Thermal conductivity data are presented for a well-characterized austenitic stainless steel. Thermal conductivity and electrical resistivity measurements were conducted on two lots of this steel. Electrical resistivity measurements were performed on the second lot both before and after the material was hot-swaged and reannealed to a size 1/10 the original diameter. These measurements indicate that this steel can be swaged and reannealed without an appreciable change in thermal conductivity. Electrical resistivity measurements as well as direct thermal conductivity measurements on several specimens from both lots indicate a material variability in these lots of less than 1% in thermal conductivity.</p>			
17. KEY WORDS (Alphabetical order, separated by semicolons) Cryogenics; electrical resistivity; stainless steel; Standard Reference Material; thermal conductivity.			
18. AVAILABILITY STATEMENT <input checked="" type="checkbox"/> UNLIMITED. <input type="checkbox"/> FOR OFFICIAL DISTRIBUTION. DO NOT RELEASE TO NTIS.		19. SECURITY CLASS (THIS REPORT) UNCLASSIFIED	21. NO. OF PAGES 22
		20. SECURITY CLASS (THIS PAGE) UNCLASSIFIED	22. Price 35¢

PERIODICALS

JOURNAL OF RESEARCH reports National Bureau of Standards research and development in physics, mathematics, chemistry, and engineering. Comprehensive scientific papers give complete details of the work, including laboratory data, experimental procedures, and theoretical and mathematical analyses. Illustrated with photographs, drawings, and charts.

Published in three sections, available separately:

- **Physics and Chemistry**

Papers of interest primarily to scientists working in these fields. This section covers a broad range of physical and chemical research, with major emphasis on standards of physical measurement, fundamental constants, and properties of matter. Issued six times a year. Annual subscription: Domestic, \$9.50; \$2.25 additional for foreign mailing.

- **Mathematical Sciences**

Studies and compilations designed mainly for the mathematician and theoretical physicist. Topics in mathematical statistics, theory of experiment design, numerical analysis, theoretical physics and chemistry, logical design and programming of computers and computer systems. Short numerical tables. Issued quarterly. Annual subscription: Domestic, \$5.00; \$1.25 additional for foreign mailing.

- **Engineering and Instrumentation**

Reporting results of interest chiefly to the engineer and the applied scientist. This section includes many of the new developments in instrumentation resulting from the Bureau's work in physical measurement, data processing, and development of test methods. It will also cover some of the work in acoustics, applied mechanics, building research, and cryogenic engineering. Issued quarterly. Annual subscription: Domestic, \$5.00; \$1.25 additional for foreign mailing.

TECHNICAL NEWS BULLETIN

The best single source of information concerning the Bureau's research, developmental, cooperative, and publication activities, this monthly publication is designed for the industry-oriented individual whose daily work involves intimate contact with science and technology—for engineers, chemists, physicists, research managers, product-development managers, and company executives. Annual subscription: Domestic, \$3.00; \$1.00 additional for foreign mailing.

NONPERIODICALS

Applied Mathematics Series. Mathematical tables, manuals, and studies.

Building Science Series. Research results, test methods, and performance criteria of building materials, components, systems, and structures.

Handbooks. Recommended codes of engineering and industrial practice (including safety codes) developed in cooperation with interested industries, professional organizations, and regulatory bodies.

Special Publications. Proceedings of NBS conferences, bibliographies, annual reports, wall charts, pamphlets, etc.

Monographs. Major contributions to the technical literature on various subjects related to the Bureau's scientific and technical activities.

National Standard Reference Data Series. NSRDS provides quantitative data on the physical and chemical properties of materials, compiled from the world's literature and critically evaluated.

Product Standards. Provide requirements for sizes, types, quality, and methods for testing various industrial products. These standards are developed cooperatively with interested Government and industry groups and provide the basis for common understanding of product characteristics for both buyers and sellers. Their use is voluntary.

Technical Notes. This series consists of communications and reports (covering both other agency and NBS-sponsored work) of limited or transitory interest.

Federal Information Processing Standards Publications. This series is the official publication within the Federal Government for information on standards adopted and promulgated under the Public Law 89-306, and Bureau of the Budget Circular A-86 entitled, Standardization of Data Elements and Codes in Data Systems.

Consumer Information Series. Practical information, based on NBS research and experience, covering areas of interest to the consumer. Easily understandable language and illustrations provide useful background knowledge for shopping in today's technological marketplace.

NBS Special Publication 305, Supplement 1, Publications of the NBS, 1968-1969. When ordering, include Catalog No. C13.10:305. Price \$4.50; \$1.25 additional for foreign mailing.

Order NBS publications from:

Superintendent of Documents
Government Printing Office
Washington, D.C. 20402

U.S. DEPARTMENT OF COMMERCE
National Bureau of Standards
Washington, D.C. 20234

OFFICIAL BUSINESS

Penalty for Private Use, \$300

POSTAGE AND FEES PAID
U.S. DEPARTMENT OF COMMERCE

