

NBS

PUBLICATIONS

NATL INST OF STAND & TECH



A11107 258727



NBS SPECIAL PUBLICATION 260-103

U.S. DEPARTMENT OF COMMERCE / National Bureau of Standards

Standard Reference Materials:

Glass Fiberblanket SRM for Thermal Resistance

J.G. Hust

QC

100

.U57

260-103

1985

C. 2

T

he National Bureau of Standards¹ was established by an act of Congress on March 3, 1901. The Bureau's overall goal is to strengthen and advance the nation's science and technology and facilitate their effective application for public benefit. To this end, the Bureau conducts research and provides: (1) a basis for the nation's physical measurement system, (2) scientific and technological services for industry and government, (3) a technical basis for equity in trade, and (4) technical services to promote public safety. The Bureau's technical work is performed by the National Measurement Laboratory, the National Engineering Laboratory, the Institute for Computer Sciences and Technology, and the Institute for Materials Science and Engineering.

The National Measurement Laboratory

Provides the national system of physical and chemical measurement; coordinates the system with measurement systems of other nations and furnishes essential services leading to accurate and uniform physical and chemical measurement throughout the Nation's scientific community, industry, and commerce; provides advisory and research services to other Government agencies; conducts physical and chemical research; develops, produces, and distributes Standard Reference Materials; and provides calibration services. The Laboratory consists of the following centers:

- Basic Standards²
- Radiation Research
- Chemical Physics
- Analytical Chemistry

The National Engineering Laboratory

Provides technology and technical services to the public and private sectors to address national needs and to solve national problems; conducts research in engineering and applied science in support of these efforts; builds and maintains competence in the necessary disciplines required to carry out this research and technical service; develops engineering data and measurement capabilities; provides engineering measurement traceability services; develops test methods and proposes engineering standards and code changes; develops and proposes new engineering practices; and develops and improves mechanisms to transfer results of its research to the ultimate user. The Laboratory consists of the following centers:

- Applied Mathematics
- Electronics and Electrical Engineering²
- Manufacturing Engineering
- Building Technology
- Fire Research
- Chemical Engineering²

The Institute for Computer Sciences and Technology

Conducts research and provides scientific and technical services to aid Federal agencies in the selection, acquisition, application, and use of computer technology to improve effectiveness and economy in Government operations in accordance with Public Law 89-306 (40 U.S.C. 759), relevant Executive Orders, and other directives; carries out this mission by managing the Federal Information Processing Standards Program, developing Federal ADP standards guidelines, and managing Federal participation in ADP voluntary standardization activities; provides scientific and technological advisory services and assistance to Federal agencies; and provides the technical foundation for computer-related policies of the Federal Government. The Institute consists of the following centers:

- Programming Science and Technology
- Computer Systems Engineering

The Institute for Materials Science and Engineering

Conducts research and provides measurements, data, standards, reference materials, quantitative understanding and other technical information fundamental to the processing, structure, properties and performance of materials; addresses the scientific basis for new advanced materials technologies; plans research around cross-country scientific themes such as nondestructive evaluation and phase diagram development; oversees Bureau-wide technical programs in nuclear reactor radiation research and nondestructive evaluation; and broadly disseminates generic technical information resulting from its programs. The Institute consists of the following Divisions:

- Inorganic Materials
- Fracture and Deformation³
- Polymers
- Metallurgy
- Reactor Radiation

¹Headquarters and Laboratories at Gaithersburg, MD, unless otherwise noted; mailing address Gaithersburg, MD 20899.

²Some divisions within the center are located at Boulder, CO 80303.

³Located at Boulder, CO, with some elements at Gaithersburg, MD.

Standard Reference Materials:

NBS Special Publication

Glass Fiberblanket SRM for Thermal Resistance

*NBS-REC
QC
100
.457
260-103
1985
C.2*

J.G. Hust

Center for Chemical Engineering
National Engineering Laboratory
National Bureau of Standards
Boulder, CO 80303

Sponsored by:
Office of Standard Reference Materials
National Measurement Laboratory
National Bureau of Standards
Gaithersburg, MD 20899



U.S. DEPARTMENT OF COMMERCE, Malcolm Baldrige, Secretary

NATIONAL BUREAU OF STANDARDS, Ernest Ambler, Director

Issued September 1985

Library of Congress Catalog Card Number: 85-600582

National Bureau of Standards Special Publication 260-103
Natl. Bur. Stand. (U.S.), Spec. Publ. 260-103, 27 pages (Sept. 1985)
CODEN: XNBSAV

U.S. GOVERNMENT PRINTING OFFICE
WASHINGTON: 1985

For sale by the Superintendent of Documents, U.S. Government Printing Office, Washington, DC 20402

Preface

Standard Reference Materials (SRM's) as defined by the National Bureau of Standards (NBS) are well-characterized materials, produced in quantity and certified for one or more physical or chemical properties. They are used to assure the accuracy and compatibility of measurements throughout the Nation. SRM's are widely used as primary standards in many diverse fields in science, industry, and technology, both within the United States and throughout the world. They are also used extensively in the fields of environmental and clinical analysis. In many applications, traceability of quality control and measurement processes to the national measurement system is carried out through the mechanism and use of SRM's. For many of the Nation's scientists and technologists it is therefore of more than passing interest to know the details of the measurements made at NBS in arriving at the certified values of the SRM's produced. An NBS series of papers, of which this publication is a member, called the NBS Special Publication - 260 Series, is reserved for this purpose.

The 260 Series is dedicated to the dissemination of information on different phases of the preparation, measurement, certification and use of NBS SRM's. In general, much more detail will be found in these papers than is generally allowed, or desirable, in scientific journal articles. This enables the user to assess the validity and accuracy of the measurement processes employed, to judge the statistical analysis, and to learn details of techniques and methods utilized for work entailing the greatest care and accuracy. These papers also should provide sufficient additional information not found on the certificate so that new applications in diverse fields not foreseen at the time the SRM was originally issued will be sought and found.

Inquiries concerning the technical content of this paper should be directed to the author(s). Other questions concerned with the availability, delivery, price, and so forth, will receive prompt attention from:

Office of Standard Reference Materials
National Bureau of Standards
Gaithersburg, MD 20899

Stanley D. Rasberry, Chief
Office of Standard Reference Materials

OTHER NBS PUBLICATIONS IN THIS SERIES

- Catalog of NBS Standard Reference Materials (1984-85 edition), Catherine H. Hudson, ed., NBS Spec. Publ. 260 (February 1984). \$5.50* SN003-003-02558-5.
- Michaelis, R. E., and Wyman, L. L. Standard Reference Materials: Preparation of White Cast Iron Spectrochemical Standards. NBS Misc. Publ. 260-1 (June 1964). COM74-11061**
- Michaelis, R. E., Wyman, L. L., and Flitsch, R., Standard Reference Materials: Preparation of NBS Copper-Base Spectrochemical Standards. NBS Misc. Publ. 260-2 (October 1964). COM74-11063**
- Michaelis, R. E., Yakowitz, H., and Moore, G. A., Standard Reference Materials: Metallographic Characterization of an NBS Spectrometric Low-Alloy Steel Standard. NBS Misc. Publ. 260-3 (October 1964). COM74-11060**
- Hague, J. L. Mears, T. W., and Michaelis, R. E., Standard Reference Materials: Sources of Information, NBS Misc. Publ. 260-4 (February 1965). COM74-11059
- Alvarez, R., and Flitsch, R., Standard Reference Materials: Accuracy of Solution X-Ray Spectrometric Analysis of Copper-Base Alloys. NBS Misc. Publ. 260-5 (March 1965). PB168068**
- Shultz, J. I., Standard Reference Materials: Methods for the Chemical Analysis of White Cast Iron Standards, NBS Misc. Publ. 260-6 (July 1965). COM74-11068**
- Bell, R. K., Standard Reference Materials: Methods for the Chemical Analysis of NBS Copper-Base Spectrochemical Standards. NBS Misc. Publ. 260-7 (October 1965). COM74-11067**
- Richmond, M.S., Standard Reference Materials: Analysis of Uranium Concentrates at the National Bureau of Standards. NBS Misc. Publ. 260-8 (December 1965). COM74-11066**
- Anspach, S. C., Cavallo, L. M. Garfinkel, S. B. Hutchinson, J. M. R., and Smith, C. N., Standard Reference Materials: Half Lives of Materials Used in the Preparation of Standard Reference Materials of Nineteen Radioactive Nuclides Issued by the National Bureau of Standards NBS Misc. Publ. 260-9 (November 1965). COM74-11065**
- Yakowitz, H., Vieth, D. L., Heinrich, K. F. J., and Michaelis, R. E., Standard Reference Materials: Homogeneity Characterization of NBS Spectrometric Standards II: Cartridge Brass and Low-Alloy Steel, NBS Misc. Publ. 260-10 (December 1965). COM74-11064**
- Napolitano, A., and Hawkins, E. G., Standard Reference Materials: Viscosity of Standard Lead-Silica Glass, NBS Misc. Publ. 260-11 (November 1966). NBS Misc. Publ. 260-11**
- Yakowitz, H., Vieth, D. L., and Michaelis, R. E., Standard Reference Materials: Homogeneity Characterization of NBS Spectrometric Standards III: White Cast Iron and Stainless Steel Powder Compact, NBS Misc. Publ. 260-12 (September 1966). NBS Misc. Publ. 260-12**
- Spijkerman, J. L., Snediker, D. K., Ruegg, F. C., and DeVoe, J. R., Standard Reference Materials: Mossbauer Spectroscopy Standard for the Chemical Shift of Iron Compounds, NBS Misc. Publ. 260-13 (July 1967). NBS Misc. Publ. 260-13**
- Menis, O., and Sterling, J. T., Standard Reference Materials: Determination of Oxygen in Ferrous Materials - SRM 1090, 1091, and 1092, NBS Misc. Publ. 260-14 (September 1966). NBS Misc. Publ. 260-14**
- Passaglia, E., and Shouse, P. J., Standard Reference Materials: Recommended Method of Use of Standard Light-Sensitive Paper for Calibrating Carbon Arcs Used in Testing Textiles for Colorfastness to Light, NBS Misc. Publ. 260-15 (June 1967). (Replaced by NBS Spec. Publ. 260-41.)
- Yakowitz, H., Michaelis, R. E., and Vieth, D. L., Standard Reference Materials: Homogeneity Characterization of NBS Spectrometric Standards IV: Preparation and Microprobe Characterization of W-20% MO Alloy Fabricated by Powder Metallurgical Methods, NBS Spec. Publ. 260-16 (January 1969). COM74-11062**
- Catanaro, E. J., Champion, C. E., Garner, E. L., Marinenko, G., Sappenfield, K. M., and Shields, W. R., Standard Reference Materials: Boric Acid; Isotopic and Assay Standard Reference Materials, NBS Spec. Publ. 260-17 (February 1970). Out of Print.
- Geller, S. B., Mantek, P.A., and Cleveland, N. G., Standard Reference Materials: Calibration of NBS Secondary Standard Magnetic Tape (Computer Amplitude Reference) Using the Reference Tape Amplitude Measurement "Process A," NBS Spec. Publ. 260-18 (November 1969). (See NBS Spec. Publ. 260-29.)
- Paule, R. C., and Mandel, J., Standard Reference Materials: Analysis of Interlaboratory Measurements on the Vapor Pressure of Gold (Certification of Standard Reference Material 745). NBS Spec. Publ. 260-19 (January 1970). PB190071**
- Paule, R. C., and Mandel, J., Standard Reference Materials: Analysis of Interlaboratory Measurements on the Vapor Pressures of Cadmium and Silver, NBS Spec. Publ. 260-21 (January 1971). COM74-11359**
- Yakowitz, H., Fiori, C. E., and Michaelis, R. E., Standard Reference Materials: Homogeneity Characterization of Fe-3 Si Alloy, NBS Spec. Publ. 260-22 (February 1971). COM74-11357**
- Napolitano, A., and Hawkins, E. G., Standard Reference Materials: Viscosity of a Standard Borosilicate Glass, NBS Spec. Publ. 260-23 (December 1970). COM71-00157**
- Sappenfield, K. M., Marinenko, G., and Hague, J. L., Standard Reference Materials: Comparison of Redox Standards, NBS Spec. Publ. 260-24 (January 1972). COM72-50058**

- Hicho, G. E., Yakowitz, H., Rasberry, S. D., and Michaelis, R. E., Standard Reference Materials: A Standard Reference Material Containing Nominally Four Percent Austenite, NBS Spec. Publ. 260-25 (February 1971). COM74-11356**
- Martin, J. F., Standard Reference Materials: National Bureau of Standards-US Steel Corporation Joint Program for Determining Oxygen and Nitrogen in Steel, NBS Spec. Publ. 260-26 (February 1971). 85 cents* PB 81176620
- Garner, E. L., Machlan, L. A., and Shields, W. R., Standard Reference Materials: Uranium Isotopic Standard Reference Materials, NBS Spec. Publ. 260-27 (April 1971). COM74-11358**
- Heinrich, K. F. J., Myklebust, R. L., Rasberry, S. D., and Michaelis, R. E., Standard Reference Materials: Preparation and Evaluation of SRM's 481 and 482 Gold-Silver and Gold-Copper Alloys for Microanalysis, NBS Spec. Publ. 260-28 (August 1971). COM71-50365**
- Geller, S. B., Standard Reference Materials: Calibration of NBS Secondary Standard Magnetic Tape (Computer Amplitude Reference) Using the Reference Tape Amplitude Measurement "Process A-Model 2," NBS Spec. Publ. 260-29 (June 1971). COM71-50282
- Gorozhanina, R. S., Freedman, A. Y., and Shaievitch, A. B. (translated by M. C. Selby), Standard Reference Materials: Standard Samples Issued in the USSR (A Translation from the Russian). NBS Spec. Publ. 260-30 (June 1971). COM71-50283**
- Hust, J. G., and Sparks, L. L., Standard Reference Materials: Thermal Conductivity of Electrolytic Iron SRM 734 from 4 to 300 K, NBS Spec. Publ. 260-31 (November 1971). COM71-50563**
- Mavrodineanu, R., and Lazar, J. W., Standard Reference Materials: Standard Quartz Cuvettes, for High Accuracy Spectrophotometry, NBS Spec. Publ. 260-32 (December 1973). 55 cents* SN003-003-01213-1
- Wagner, H. L., Standard Reference Materials: Comparison of Original and Supplemental SRM 705, Narrow Molecular Weight Distribution Polystyrene, NBS Spec. Publ. 260-33 (May 1972). COM72-50526**
- Sparks, L. L., and Hust, J. G., Standard Reference Materials: Thermoelectric Voltage, NBS Spec. Publ. 260-34, (April 1972). COM72-50371**
- Sparks, L. L., and Hust, J. G., Standard Reference Materials: Thermal Conductivity of Austenitic Stainless Steel, SRM 735 from 5 to 280 K, NBS Spec. Publ. 260-35 (April 1972.) 35 cents* COM72-50368**
- Cali, J. P., Mandel, J., Moore, L. J., and Young, D. S., Standard Reference Materials: A Reference Method for the Determination of Calcium in Serum, NBS SRM 915, NBS Spec. Publ. 260-36 (May 1972). COM72-50527**
- Shultz, J. I. Bell, R. K. Rains, T. C., and Menis, O., Standard Reference Materials: Methods of Analysis of NBS Clay Standards, NBS Spec. Publ. 260-37 (June 1972). COM72-50692**
- Richmond, J. C., and Hsia, J. J., Standard Reference Materials: Preparation and Calibration of Standards of Spectral Specular Reflectance, NBS Spec. Publ. 260-38 (May 1972). COM72-50528**
- Clark, A. F., Denson, V. A., Hust, J. G., and Powell, R. L., Standard Reference Materials: The Eddy Current Decay Method for Resistivity Characterization of High-Purity Metals, NBS Spec. Publ. 260-39 (May 1972). COM72-50529**
- McAdie, H. G., Garn, P. D., and Menis, O., Standard Reference Materials: Selection of Thermal Analysis Temperature Standards Through a Cooperative Study (SRM 758, 759, 760), NBS Spec. Publ. 260-40 (August 1972.). COM72-50776**
- Wood, L. A., and Shouse, P. J., Standard Reference Materials: Use of Standard Light-Sensitive Paper for Calibrating Carbon Arcs Used in Testing Textiles for Colorfastness to Light, NBS Spec. Publ. 260-41 (August 1972) COM72-50775**
- Wagner, H. L. and Verdier, P. H., eds., Standard Reference Materials: The Characterization of Linear Polyethylene, SRM 1475, NBS Spec. Publ. 260-42 (September 1972). COM72-50944**
- Yakowitz, H., Ruff, A. W., and Michaelis, R. E., Standard Reference Materials: Preparation and Homogeneity Characterization of an Austenitic Iron-Chromium-Nickel Alloy, NBS Spec. Publ. 260-43 (November 1972). COM73-50760**
- Schooley, J. F., Soulen, R. J., Jr., and Evans, G. A., Jr., Standard Reference Materials: Preparation and Use of Superconductive Fixed Point Devices, SRM 767, NBS Spec. Publ. 260-44 (December 1972). COM73-50037**
- Greifer, B., Maienthal, E. J., Rains, T. C., and Rasberry, S. D., Standard Reference Materials: Powdered Lead-Based Paint, SRM 1579, NBS Spec. Publ. 260-45 (March 1973). COM73-50226**
- Hust, J. G., and Giarratano, P. J., Standard Reference Materials: Thermal Conductivity and Electrical Resistivity Standard Reference Materials: Austenitic Stainless Steel, SRM's 735 and 798, from 4 to 1200 K, NBS Spec. Publ. 260-46 (March 1975). SN003-003-01278-5*
- Hust, J. G., Standard Reference Materials: Electrical Resistivity of Electrolytic Iron, SRM 797, and Austenitic Stainless Steel, SRM 798, from 5 to 280 K, NBS Spec. Publ. 260-47 (February 1974). COM74-50176**
- Mangum, B. W., and Wise, J. A., Standard Reference Materials: Description and Use of Precision Thermometers for the Clinical Laboratory, SRM 933 and SRM 934, NBS Spec. Publ. 260-48 (May 1974). 60 cents* SN003-003-01278-5
- Carpenter, B. S., and Reimer, G. M., Standard Reference Materials: Calibrated Glass Standards for Fission Track Use, NBS Spec. Publ. 260-49 (November 1974). COM74-51185

- Hust, J. G., and Giarratano, P. J., Standard Reference Materials: Thermal Conductivity and Electrical Resistivity Standard Reference Materials: Electrolytic Iron, SRM's 734 and 797 from 4 to 1000 K, NBS Spec. Publ. 260-50 (June 1975). \$1.00* SN003-003-01425-7
- Mavrodineanu, R., and Baldwin, J. R., Standard Reference Materials: Glass Filters As a Standard Reference Material for Spectrophotometry; Selection; Preparation; Certification; Use-SRM 930, NBS Spec. Publ. 260-51 (November 1975). \$1.90* SN003-003-01481-8
- Hust, J. G., and Giarratano, P. J., Standard Reference Materials: Thermal Conductivity and Electrical Resistivity Standard Reference Materials 730 and 799, from 4 to 3000 K, NBS Spec. Publ. 260-52 (September 1975). \$1.05* SN003-003-01464-8
- Durst, R. A., Standard Reference Materials: Standardization of pH Measurements, NBS Spec. Publ. 260-53 (December 1975, Revised). \$1.05 SN003-003-01551-2
- Burke, R. W., and Mavrodineanu, R., Standard Reference Materials: Certification and Use of Acidic Potassium Dichromate Solutions as an Ultraviolet Absorbance Standard, NBS Spec. Publ. 260-54 (August 1977). \$3.00* SN003-003-01828-7
- Dimars, D. A., Cezairliyan, A., Ishihara, S., and Douglas, T. B., Standard Reference Materials: Enthalpy and Heat Capacity; Molybdenum SRM 781, from 273 to 2800 K, NBS Spec. Publ. 260-55 (September 1977). \$2.20* SN003-003-01836-8
- Powell, R. L., Sparks, L. L., and Hust, J. G., Standard Reference Materials: Standard Thermocouple Materials, Pt.67: SRM 1967, NBS Spec. Publ. 260-56 (February 1978). \$2.20* SN003-003-018864
- Cali, J. P. and Plebanski, T., Guide to United States Reference Materials, NBS Spec. Publ. 260-57 (February 1978). \$2.20* PB 277173
- Barnes, J. D., and Martin, G. M., Standard Reference Materials: Polyester Film for Oxygen Gas Transmission Measurements SRM 1470, NBS Spec. Publ. 260-58 (June 1979) \$2.00* SN003-003-02077
- Chang, T., and Kahn, A. H. Standard Reference Materials: Electron Paramagnetic Resonance Intensity Standard; SRM 2601, NBS Spec. Publ. 260-59 (August 1978) \$2.30* SN003-003-01975-5
- Velapoldi, R. A., Paule, R. C., Schaffer, R., Mandel, J., and Moody, J. R., Standard Reference Materials: A Reference Method for the Determination of Sodium in Serum, NBS Spec. Publ. 260-60 (August 1978). \$3.00* SN003-003-01978-0
- Verdier, P. H., and Wagner, H. L., Standard Reference Materials: The Characterization of Linear Polyethylene (SRM 1482, 1483, 1484), NBS Spec. Publ. 260-61 (December 1978). \$1.70* SN003-003-02006-1
- Soulen, R. J., and Dove, R. B., Standard Reference Materials: Temperature Reference Standard for Use Below 0.5 K (SRM 768), NBS Spec. Publ. 260-62 (April 1979). \$2.30* SN003-003-02047-8
- Velapoldi, R. A., Paule, R. C., Schaffer, R., Mandel, J., Machlan, L. A., and Gramlich, J. W., Standard Reference Materials: A Reference Method for the Determination of Potassium in Serum, NBS Spec. Publ. 260-63 (May 1979). \$3.75* SN003-003-02068
- Velapoldi, R. A., and Mielenz, K. D., Standard Reference Materials: A Fluorescence Standard Reference Material Quinine Sulfate Dihydrate (SRM 936), NBS Spec. Publ. 260-64 (January 1980). \$4.25* SN003-003-02148-2
- Marinenko, R. B., Heinrich, K. F. J., and Ruegg, F. C., Standard Reference Materials: Micro-Homogeneity Studies of NBS Standard Reference Materials, NBS Research Materials, and Other Related Samples. NBS Spec. Publ. 260-65 (September 1979). \$3.50* SN003-003-02114-1
- Venable, W. H., Jr., and Eckerle, K. L., Standard Reference Materials: Didymium Glass Filters for Calibrating the Wavelength Scale of Spectrophotometers (SRM 2009, 2010, 2013), NBS Spec. Publ. 260-66 (October 1979). \$3.50* SN003-003-02127-0
- Velapoldi, R. A., Paule, R. C., Schaffer, R., Mandel, J., Murphy, T. J., and Gramlich, J. W., Standard Reference Materials: A Reference Method for the Determination of Chloride in Serum, NBS Spec. Publ. 260-67 (November 1979). \$3.75* SN003-003-02136-9
- Mavrodineanu, R. and Baldwin, J. R., Standard Reference Materials: Metal-On-Quartz Filters as a Standard Reference Material for Spectrophotometry-SRM 2031, NBS Spec. Publ. 260-68 (April 1980). \$4.25* SN003-003-02167-9
- Velapoldi, R. A., Paule, R. C., Schaffer, R., Mandel, J., Machlan, L. A., Garner, E. L., and Rains, T. C., Standard Reference Materials: A Reference Method for the Determination of Lithium in Serum, NBS Spec. Publ. 260-69 (July 1980). \$4.25* SN003-003-02214-4
- Marinenko, R. B., Biancaniello, F., Boyer, P. A., Ruff, A. W., DeRobertis, L., Standard Reference Materials: Preparation and Characterization of an Iron-Chromium-Nickel Alloy for Microanalysis, NBS Spec. Publ. 260-70 (May 1981). \$2.50* SN003-003-02328-1
- Seward, R. W., and Mavrodineanu, R., Standard Reference Materials: Summary of the Clinical Laboratory Standards Issued by the National Bureau of Standards, NBS Spec. Publ. 260-71 (November 1981). \$6.50* SN003-003-02381-7
- Reeder, D. J., Coxon, B., Enagonio, D., Christensen, R. G., Schaffer, R., Howell, B. F., Paule, R. C., Mandel, J., Standard Reference Materials: SRM 900, Antiepilepsy Drug Level Assay Standard, NBS Spec. Publ. 260-72 (June 1981). \$4.25* SN003-003-02329-9

- Iterrante, C. G., and Hicho, G. E., Standard Reference Materials: A Standard Reference Material Containing Nominally Fifteen Percent Austenite (SRM 486), NBS Spec. Publ. 260-73 (January 1982). \$2.75* SN003-003-02386-8
- Marinenko, R. B., Standard Reference Materials: Preparation and Characterization of K-411 and K-414 Mineral Glasses for Microanalysis: SRM 470. NBS Spec. Publ. 260-74 (April 1982). \$3.50 SN003-003-023-95-7
- Weidner, V. R., and Hsia, J. J., Standard Reference Materials: Preparation and Calibration of First Surface Aluminum Mirror Specular Reflectance Standards (SRM 2003a), NBS Spec. Publ. 260-75 (May 1982). \$3.75 SN003-003-023-99-0
- Hicho, G. E. and Eaton, E. E., Standard Reference Materials: A Standard Reference Material Containing Nominally Five Percent Austenite (SRM 485a), NBS Spec. Publ. 260-76 (August 1982). \$3.50 SN003-003-024-33-3
- Furukawa, G. T., Riddle, J. L., Bigge, W. G., and Pfeiffer, E. R., Standard Reference Materials: Application of Some Metal SRM's as Thermometric Fixed Points, NBS Spec. Publ. 260-77 (August 1982). \$6.00 SN003-003-024-34-1
- Hicho, G. E. and Eaton, E. E., Standard Reference Materials: Standard Reference Material Containing Nominally Thirty Percent Austenite (SRM 487), NBS Spec. Publ. 260-78 (September 1982). \$3.75* SN003-003-024-35-0
- Richmond, J. C., Hsia, J. J., Weidner, V. R., and Wilmering, D. B., Standard Reference Materials: Second Surface Mirror Standards of Specular Spectral Reflectance (SRM's 2023, 2024, 2025), NBS Spec. Publ. 260-79 (October 1982). \$4.50* SN003-003-024-47-3
- Schaffer, R., Mandel, J., Sun, T., Cohen, A., and Hertz, H. S., Standard Reference Materials: Evaluation by an ID/MS Method of the AACC Reference Method for Serum Glucose, NBS Spec. Publ. 260-80 (October 1982). \$4.75* SN003-003-024-43-1
- Burke, R. W., and Mavrodineanu, R. (NBS retired), Standard Reference Materials: Accuracy in Analytical Spectrophotometry, NBS Spec. Publ. 260-81 (April 1983). \$6.00* SN003-003-024-8
- Weidner, V. R., Standard Reference Materials: White Opal Glass Diffuse Spectral Reflectance Standards for the Visible Spectrum (SRM's 2015 and 2016). NBS Spec. Publ. 260-82 (April 1983). \$3.75* SN003-003-024-89-9**
- Bowers, G. N., Jr., Alvarez, R., Cali, J. P. (NBS retired), Eberhardt, K. R., Reeder, D. J., Schaffer, R., Urriano, G. A., Standard Reference Materials: The Measurement of the Catalytic (Activity) Concentration of Seven Enzymes in NBS Human Serum SRM 909, NBS Spec. Publ. 260-83 (June 1983). \$4.50* SN003-003-024-99-6
- Gills, T. E., Seward, R. W., Collins, R. J., and Webster, W. C., Standard Reference Materials: Sampling, Materials Handling, Processing, and Packaging of NBS Sulfur in Coal Standard Reference Materials, 2682, 2683, 2684, and 2685, NBS Spec. Publ. 260-84 (August 1983). \$4.50* SN003-003-025-20-8
- Swytt, D. A., Standard Reference Materials: A Look at Techniques for the Dimensional Calibration of Standard Microscopic Particles, NBS Spec. Publ. 260-85 (September 1983). \$5.50* SN003-003-025-21-6
- Hicho, G. E. and Eaton, E. E., Standard Reference Materials: A Standard Reference Material Containing Two and One-Half Percent Austenite, SRM 488, NBS Spec. Publ. 260-86 (December 1983). \$1.75* SN003-003-025-41-1
- Mangum, B. W., Standard Reference Materials: SRM 1969: Rubidium Triple-Point - A Temperature Reference Standard Near 39.30 °C, NBS Spec. Publ. 260-87 (December 1983). \$2.25* SN003-003-025-44-5
- Gladney, E. S., Burns, C. E., Perrin, D. R., Roelands, I., and Gills, T. E., Standard Reference Materials: 1982 Compilation of Elemental Concentration Data for NBS Biological, Geological, and Environmental Standard Reference Materials. Spec. Publ. 260-88 (March 1984). \$7.00* SN003-003-02565-8
- Hust, J. G., Standard Reference Materials: A Fine-Grained, Isotropic Graphite for Use as NBS Thermophysical Property RM's from 5 to 2500 K, NBS Spec. Publ. 260-89 (September 1984). \$4.50* SN003-003-02608-5
- Hust, J. G., and Lankford, A. B., Standard Reference Materials: Update of Thermal Conductivity and Electrical Resistivity of Electrolytic Iron, Tungsten, and Stainless Steel, NBS Spec. Publ. 260-90 (September 1984). \$3.00* SN003-003-02609-3
- Goodrich, L. F., Vecchia, D. F., Pittman, E. S., Ekin, J. W., and Clark, A. F., Standard Reference Materials: Critical Current Measurements on an NbTi Superconducting Wire Standard Reference Material, NBS Spec. Publ. 260-91 (September 1984). \$2.75* SN003-003-02614-0
- Carpenter, B. S., Standard Reference Materials: Calibrated Glass Standards for Fission Track Use (Supplement to NBS Spec. 260-49), NBS Spec. Publ. 260-92 (September 1984). \$1.50* SN003-003-02610-7
- Ehrstein, J., Preparation and Certification of Standard Reference Materials for Calibration of Spreading Resistance Probes, NBS Spec. Publ. 260-93 (January 1985).
- Gills, T. E., Koch, W. F., Stoiz, J. W., Kelly, W. R., Paulsen, P. J., Colbert, J. C., Kirklind, D. R., Pei, P. T. S., Weeks, S., Lindstrom, R. M., Fleming, R. F., Greenberg, R. R., and Paule, R. C., Methods and Procedures Used at the National Bureau of Standards to Certify Sulfur in Coal SRM's for Sulfur Content, Calorific Value, Ash Content, NBS Spec. Publ. 260-94 (December 1984).
- Mulholland, G. W., Hartman, A. W., Hembree, G. G., Marx, E., and Lettieri, T. R., Standard Reference Materials: Development of a 1 µm Diameter Particle Size Standard, SRM 1690, NBS Spec. Publ. 260-95 (May 1985).

- Carpenter, B. S., Gramlich, J. W., Greenberg, R. R., and Machlan, L. A., Standard Reference Materials: Uranium-235 Isotopic Abundance Standard Reference Materials for Gamma Spectrometry Measurements, NBS Spec. Publ. 260-96 (In Press).
- Mavrodineanu, R. and Gills, T. E., Standard Reference Materials: Summary of the Coal, Ore, Mineral, Rock, and Refractory Standards Issued by the National Bureau of Standards, NBS Spec. Publ. 260-97 (In Press).
- Hust, J. G., Standard Reference Materials: Glass Fiberboard SRM for Thermal Resistance, NBS Spec. Publ. 260-98 (In Press).
- Callanan, J. E., Sullivan, S. A., and Vecchia, D. F., Standard Reference Materials: Feasibility Study for the Development of Standards Using Differential Scanning Calorimetry, NBS Spec. Publ. 260-99 (In Press).
- Taylor, J. K., Standard Reference Materials: Handbook for SRM Users, NBS Spec. Publ. 260-100 (In Press).
- Mangum, B. W., Standard Reference Materials: SRM 1970, Succinonitrile Triple-Point Standard: A Temperature Reference Standard Near 58.08 °C, NBS Spec. Publ. 260-101 (In Press).
- Mavrodineanu, R., Standard Reference Materials: Holmium Oxide Solution Wavelength Standard from 240- 650 nm, SRM 2034, NBS Spec. Publ. 260-102 (In Press).
- Hust, J. G., Standard Reference Materials: Glass Fiberblanket SRM for Thermal Resistance, NBS Spec. Publ. 260-103 (In Press).

- * Send order with remittance to Superintendent of Documents, US Government Printing Office Washington, DC 20402. Remittance from foreign countries should include an additional one-fourth of the purchase price for postage.
- ** May be ordered from: National Technical Information Services (NTIS). Springfield Virginia 22161.

TABLE OF CONTENTS

	<u>Page</u>
Preface	iii
Abstract	1
1. Introduction	1
2. Material Characterization	1
3. Measurements	2
4. Data Analysis	2
5. Comparisons	6
6. Certified Values	13
7. Summary	15
8. Acknowledgments	15
9. References	15

Standard Reference Materials: Glass Fiberblanket SRM for Thermal Resistance

J. G. Hust

Chemical Engineering Science Division
Center for Chemical Engineering
National Bureau of Standards
Boulder, Colorado 80303

The apparent thermal conductivity data that provide the basis for the certification of glass fiberblanket as an SRM of thermal resistance are reported and analyzed. Detailed analysis and intercomparisons of NBS and other published data are given. These data are represented by an equation describing the dependencies of the data on temperature and density. Certified values of thermal resistance are given for temperatures from 100 to 330 K and densities from 10 to 16 kg/m³.

Key words: apparent thermal conductivity; density; glass fiberblanket; Standard Reference Material; temperature; thermal resistance

1. Introduction

The National Bureau of Standards (NBS) has an on-going program to establish physical property Standard Reference Materials (SRM's) as needed to improve measurement reliability. The Center for Chemical Engineering (CCE) has been active in a portion of this effort for about 20 years in establishing SRM's for thermal conductivity over a broad range of conductivities and temperatures. The status of this effort was recently summarized by Hust [1]. The Center for Building Technology (CBT) has supplied calibrated transfer specimens (CTS's) for thermal resistance of insulations for over 50 years.

During the mid 1970's, the American Society for Testing and Materials recognized the strong need for thermal insulation SRM's. As a consequence, a task group was established under the auspices of ASTM subcommittee C16.30 on thermal measurements. The recommendations for establishing thermal insulation SRM's was published in 1978 [2].

The purpose of the present publication is to describe the combined effort of CCE and CBT of NBS to establish the second of a series of insulation SRM's as recommended by the ASTM subcommittee. The first insulation SRM is a glass fiberboard material. It was established as an SRM of thermal resistance by Siu and Hust [3] for the temperature range 255 to 330 K in 1982, and was extended to 100 K in 1985 by Hust [4].

2. Material Characterization

In October 1979 two lots of 2.54 cm thick, glass fiberblanket insulation were purchased by the National Voluntary Laboratory Accreditation Program (NVLAP) and the Office of Standard Reference Materials (OSRM) both of NBS. The NVLAP lot was used for proficiency testing. Its density ranged from 8 to 19 kg/m³. The OSRM lot, supplied as 61 x 61 cm square specimens, was to be used as SRM stock and the specimen densities ranged from 12 to 15 kg/m³. The specimens were selected individually from a much larger lot on a criterion of uniformity of

density over the center 36 x 36 cm square portions. The material consists of fibrous glass made into a low-density blanket bonded with phenolic resin. The fibers average about 5 μm in diameter and are oriented with their lengths extending primarily parallel to the face of the blanket. The binder content is reported to be about 6% by weight. The selection of this lot is described in detail in reference [14].

3. Measurements

The data used for certification of this material were obtained from two NBS apparatus:

- a) The CBT 100 cm line source guarded hot plate with a 40 cm diameter meter area. It is described by Powell and Rennex [5]. A smaller version is described by Hahn [6].
- b) The CCE 20 cm circular guarded hot plate with a 10 cm diameter meter area. It is described by Smith, Hust, and Van Poolen [7].

During 1980 and 1981 measurements were conducted at CCE on five pairs of specimens from the OSRM material at temperatures ranging from 100 K to 350 K. The test specimens were selected as follows: First, four 61 cm (24 in) squares were selected from the OSRM lot. These four pieces were chosen so their densities spanned the density range of the lot approximately uniformly. The specimen identification numbers were 81614, 81356, 80156, and 85715. The densities of these specimens were 12.16 (0.759), 13.01 (0.812), 14.24 (0.891), and 14.91 kg/m^3 (0.931 lb/ft^3), respectively. These four pieces were cut into 11.7 cm (4.6 in) squares and the area density of each piece was determined. Five sets of matched pairs of specimens were selected from the 11.7 cm squares. This size was chosen so that the specimens spanned the gap between the meter and guard portions of the guarded hot plate. Guard frames were prepared from the same material to fill the remaining space between the hot and cold plates. These specimens ranged in density from 10.5 to 16 kg/m^3 . The CCE measurements were conducted with various fill gases (air, nitrogen, argon, and helium) and over a range of fill-gas pressure from atmospheric pressure to high vacuum. The CCE measurements also involved a range of temperature differences between the hot cold plates from as small as 10 K to as large as 100 K. These variations in test conditions were helpful in separating the heat transfer mechanisms in this material. These data by CCE have been reported [8, 9, and 10]. The atmospheric pressure data with air as the fill-gas are listed in Tables 1 and 2.

More recently, CBT measured twenty-eight pairs of specimens from the OSRM lot using the 100 cm GHP [5]. These specimens included densities from 12 to 15 kg/m^3 . All of the CBT measurements, listed in Table 3, were performed at 297 K with air as the fill-gas. The specimens were selected to span the entire density range of the lot. The densities given in Table 3 are for the entire 61 cm square specimens.

4. Data Analysis

This report serves as the basis of the certification of this SRM over the temperature range 100 to 330 K with air as the fill-gas at atmospheric pressure and a plate emittance of 0.8.

Table 1. CCE thermal conductivity data for glass fiberblanket (Set 1).

T_{mean} (K)	T_{hot} (K)	T_{cold} (K)	Density (kg/m^3)	Thickness (cm)	λ_{obs} ($\text{mW}\cdot\text{m}^{-1}\cdot\text{K}^{-1}$)	Percent Deviation
299	311.448	286.362	14.75	2.5892	39.970	-1.15
299	311.453	286.427	14.75	2.5892	40.356	-0.20
299	311.368	286.439	14.75	2.5892	40.484	0.14
249	260.599	238.257	14.76	2.5874	31.205	1.82
100	108.943	91.068	14.79	2.5824	10.250	-4.07
97	108.753	84.785	14.79	2.5823	10.255	-0.79
97	108.866	84.326	14.79	2.5823	10.370	0.49
111	123.378	98.174	14.79	2.5828	11.753	-0.89
111	123.287	98.269	14.79	2.5828	11.931	0.62
124	136.242	111.392	14.79	2.5832	13.386	0.18
136	148.977	123.504	14.79	2.5835	14.940	0.49
149	161.313	135.979	14.78	2.5839	16.588	1.00
162	174.164	149.286	14.78	2.5844	18.106	0.01
174	186.811	161.806	14.78	2.5848	19.696	-0.28
187	199.531	174.611	14.78	2.5852	21.366	-0.37
187	199.399	174.010	14.78	2.5852	21.275	-0.56
200	212.040	187.211	14.77	2.5856	23.012	-0.57
212	224.628	199.894	14.77	2.5861	24.853	-0.20
225	237.177	212.043	14.77	2.5865	26.673	-0.09
237	249.758	225.170	14.77	2.5870	28.793	0.42
250	262.310	237.589	14.76	2.5874	30.910	0.58
251	261.442	239.802	14.76	2.5874	31.068	0.74
262	274.855	249.807	14.76	2.5879	33.145	0.67
275	287.504	262.484	14.76	2.5883	35.618	0.78
288	300.073	275.064	14.76	2.5888	38.048	0.32
300	312.537	287.671	14.75	2.5893	40.858	0.39
313	325.127	300.282	14.75	2.5898	43.680	0.02
325	337.512	312.764	14.75	2.5903	47.052	0.55
336	350.058	322.678	14.75	2.5907	49.957	0.35
350	362.512	337.764	14.74	2.5913	54.043	0.71
315	335.306	294.375	14.75	2.5899	44.380	0.27
330	362.339	297.060	14.75	2.5904	48.243	0.10
357	362.637	350.773	14.74	2.5915	56.191	1.12
350	356.040	344.026	14.74	2.5913	53.903	0.56
338	349.850	325.269	14.74	2.5908	49.172	-1.92
337	349.523	325.165	14.74	2.5907	51.708	3.20
313	325.093	300.323	13.67	2.7938	44.886	-0.05
325	337.730	312.757	13.67	2.7944	48.037	-0.41
338	350.061	325.083	13.67	2.7949	51.555	-0.29
350	362.525	337.771	13.67	2.7954	55.430	-0.04
300	309.293	290.863	13.68	2.7933	41.650	-0.21
350	362.489	338.093	13.81	2.7954	55.705	0.83
325	337.504	313.172	13.81	2.7944	48.261	0.41
300	312.496	288.474	13.82	2.7933	41.956	0.61
149	161.174	136.068	13.85	2.7875	16.208	-1.18
149	161.936	136.427	13.85	2.7876	16.938	2.75
162	174.180	149.132	13.85	2.7880	18.289	0.96
174	199.768	149.231	13.84	2.7885	19.900	0.62
187	224.455	149.024	13.84	2.7889	21.533	0.72
195	241.527	149.199	13.84	2.7892	22.763	0.82
199	249.525	149.056	13.84	2.7894	23.312	0.70
212	274.651	149.271	13.84	2.7898	25.314	0.62
244	299.737	187.458	13.83	2.7910	30.361	-0.78
262	324.765	199.559	13.83	2.7918	33.962	-1.01
275	349.719	199.809	13.82	2.7923	36.605	-1.81

$$\text{Percent Deviation} = (\lambda_{\text{obs}} - \lambda_{\text{calc}})100/\lambda_{\text{calc}}$$

Table 2. CCE thermal conductivity data for glass fiberblanket (Set 2).

T_{mean} (K)	T_{hot} (K)	T_{cold} (K)	Density (kg/m ³)	Thickness (cm)	λ_{obs} (mW·m ⁻¹ ·K ⁻¹)	Percent Deviation
112	124.141	99.248	10.65	2.5828	11.976	2.95
149	161.282	136.046	10.64	2.5839	16.843	1.94
199	212.049	186.900	10.64	2.5856	24.175	-0.37
250	262.297	237.813	10.63	2.5874	33.316	-0.95
300	312.381	287.707	10.62	2.5893	45.406	-1.64
111	123.599	98.585	11.65	2.5828	11.777	1.39
149	161.547	137.084	11.65	2.5840	17.043	2.98
200	212.028	187.237	11.64	2.5856	24.100	0.84
250	262.157	237.405	11.63	2.5874	33.079	1.30
300	312.516	287.932	11.62	2.5893	44.767	0.65
111	123.154	98.367	15.95	2.5828	11.881	-0.84
149	161.604	136.697	15.94	2.5840	16.785	1.53
200	212.063	187.456	15.93	2.5856	23.020	0.05
250	262.271	237.740	15.92	2.5874	30.738	1.55
300	312.432	287.704	15.91	2.5893	40.290	1.39
112	123.844	100.088	13.67	2.5828	11.659	-1.89
149	161.690	136.757	13.66	2.5840	16.427	-0.31
200	212.038	187.418	13.65	2.5856	23.238	-0.53
250	262.292	238.163	13.64	2.5874	31.600	0.79
301	312.705	289.380	13.63	2.5893	41.740	-0.72
325	337.474	312.600	13.63	2.5903	48.794	1.15
325	337.396	312.691	13.63	2.5903	48.603	0.75
325	337.363	312.854	13.63	2.5903	48.256	0.01
325	337.354	312.857	13.63	2.5903	48.280	0.06
325	337.351	312.858	13.63	2.5903	48.288	0.07
325	337.349	312.856	13.63	2.5903	48.288	0.08
325	337.357	312.848	13.63	2.5903	48.256	0.01
325	337.343	312.850	13.63	2.5903	48.287	0.08
200	212.220	188.514	13.65	2.5857	23.334	-0.51
200	212.263	188.482	13.65	2.5857	23.200	-1.10
200	212.272	188.540	13.65	2.5857	23.247	-0.91
200	212.253	188.592	13.65	2.5857	23.317	-0.62
200	212.274	188.583	13.65	2.5857	23.228	-1.01
200	212.303	188.594	13.65	2.5857	23.209	-1.11
200	212.249	188.551	13.65	2.5857	23.220	-1.03
200	212.272	188.544	13.65	2.5857	23.192	-1.15
200	212.268	188.545	13.65	2.5857	23.196	-1.14
325	336.894	313.263	13.63	2.5903	48.103	-0.29
325	336.831	312.958	13.63	2.5903	47.966	-0.47
325	336.939	313.594	13.63	2.5903	48.233	-0.12
325	337.035	313.292	13.63	2.5903	48.136	-0.27
326	337.398	313.676	13.63	2.5903	48.472	0.21
151	163.891	137.402	13.66	2.5840	16.623	-0.24
351	362.502	338.916	13.62	2.5913	56.480	1.36
325	336.865	314.109	13.63	2.5903	47.087	-2.69

$$\text{Percent Deviation} = (\lambda_{\text{obs}} - \lambda_{\text{calc}})100/\lambda_{\text{calc}}$$

Table 3. CBT thermal conductivity data for glass fiberblanket.

T_{mean} (K)	T_{hot} (K)	T_{cold} (K)	Density (kg/m ³)	Thickness (cm)	λ_{obs} (mW·m ⁻¹ ·K ⁻¹)	Percent Deviation
297	311.00	283.20	14.90	2.540	39.06	-1.86
297	311.00	283.20	12.20	2.540	42.24	-1.06
297	311.00	283.20	13.80	2.540	40.13	-1.70
297	311.00	283.20	13.30	2.540	40.83	-1.26
297	311.00	283.20	14.90	2.540	39.70	-0.21
297	311.00	283.20	13.90	2.540	40.94	0.56
297	311.00	283.20	12.90	2.540	41.76	-0.10
297	311.00	283.20	12.80	2.540	42.24	0.75
297	311.00	283.20	12.30	2.540	42.60	0.11
297	311.00	283.20	13.20	2.540	41.43	-0.06
297	311.00	283.20	12.60	2.540	42.25	0.19
297	311.00	283.20	12.80	2.540	41.86	-0.15
297	311.00	283.20	12.70	2.540	42.52	1.12
297	311.00	283.20	13.20	2.540	41.71	0.61
297	311.00	283.20	14.30	2.540	40.68	0.88
297	311.00	283.20	13.10	2.540	42.24	1.59
297	311.00	283.20	12.80	2.540	41.57	-0.85
297	311.00	283.20	12.70	2.540	41.97	-0.18
311	321.03	301.03	13.18	2.528	43.86	-2.81
297	307.03	287.03	13.18	2.539	41.35	-0.51
273	283.15	263.15	13.18	2.535	35.30	-2.36
273	283.15	263.15	13.18	2.558	35.60	-1.50
311	320.96	300.96	12.15	2.543	46.81	0.51
297	307.04	287.04	12.15	2.541	42.65	-0.46
273	283.21	263.21	12.15	2.570	36.38	-2.01
311	321.02	301.02	14.86	2.532	43.82	1.55
297	307.06	287.06	14.86	2.551	40.19	0.72
273	283.12	263.12	14.86	2.580	34.73	-0.47

$$\text{Percent Deviation} = (\lambda_{\text{obs}} - \lambda_{\text{calc}})100/\lambda_{\text{calc}}$$

To facilitate comparison of the data and to provide a basis for the certification, a model was selected and optimized to represent the data. A variety of models from the literature were examined for this purpose. None of them proved adequate for the entire temperature range of this certification. As a consequence, modification of the form presented for the certification of the glass fiberboard SRM [4] was used. This model described the 128 GHP data points from CCE and CBT with no systematic deviations either as a function of temperature (from 100 to 350 K) or a function of density (from 10.5 to 16 kg/m³). The model is given by equation (1).

$$\lambda(T, \rho) = a_1 + a_2 \rho + a_3 T + a_4 T^3 / \rho + a_5 \exp -[(T-180)/75]^2 \quad (1)$$

where the values of the parameters, a_i , are $a_1 = -0.1059$, $a_2 = 0.1378$, $a_3 = 0.07714$, $a_4 = 8472.10^{-9}$, and $a_5 = 1.339$, ρ is the bulk density in kg/m³, T is temperature in K, and $\lambda(T, \rho)$ is the apparent thermal conductivity in mW·m⁻¹·K⁻¹

The deviations of the data from this model are shown in figure 1 as a function of temperature, and in figure 2 as a function of bulk density. The two standard deviation values computed from the residuals of the fit is 2.1%. For illustration, values of $\lambda(T, \rho)$ are calculated and plotted in figure 3 as a function of temperature at a density of 13 kg/m³, and in figure 4 as a function of density at a temperature of 300 K.

Although the deviations shown in figures 1 and 2 appear random, systematic differences between the CCE and CBT data as a function of temperature are noted. A similar difference in the slope as a function of temperature was noted in the data for the glass fiberboard SRM 1450b [4]. The source of this systematic difference is unknown, but it is less than the overall scatter of the data sets.

5. Comparisons

It is desirable to compare equation (1) to the results from other measurements on similar materials. It is most convenient to make these comparisons of $\lambda(T, \rho)$ through the use of the models. The baseline for these comparisons will be the values as calculated from equation (1).

The most direct comparison that can be made is with respect to the recently completed round robin on low-density glass fiberblanket materials as reported by Hust and Pelanne [11]. Part of these measurements were performed on the NVLAP material obtained from the same supplier as was the OSRM material. The data used to develop the model reported by Hust and Pelagne [11] included temperatures from 255 to 330 K, and densities from 11 to 35 kg/m³. The comparison of the two models as a function of temperature for a density of 13 kg/m³ is shown in figure 5. The comparison as a function of density at a temperature of 300 K is shown in figure 6.

Systematic differences between the two equations of as much as 2% are noted at the lower densities. The agreement is excellent at the higher densities. Since part of the material used in the round robin was similar to the material

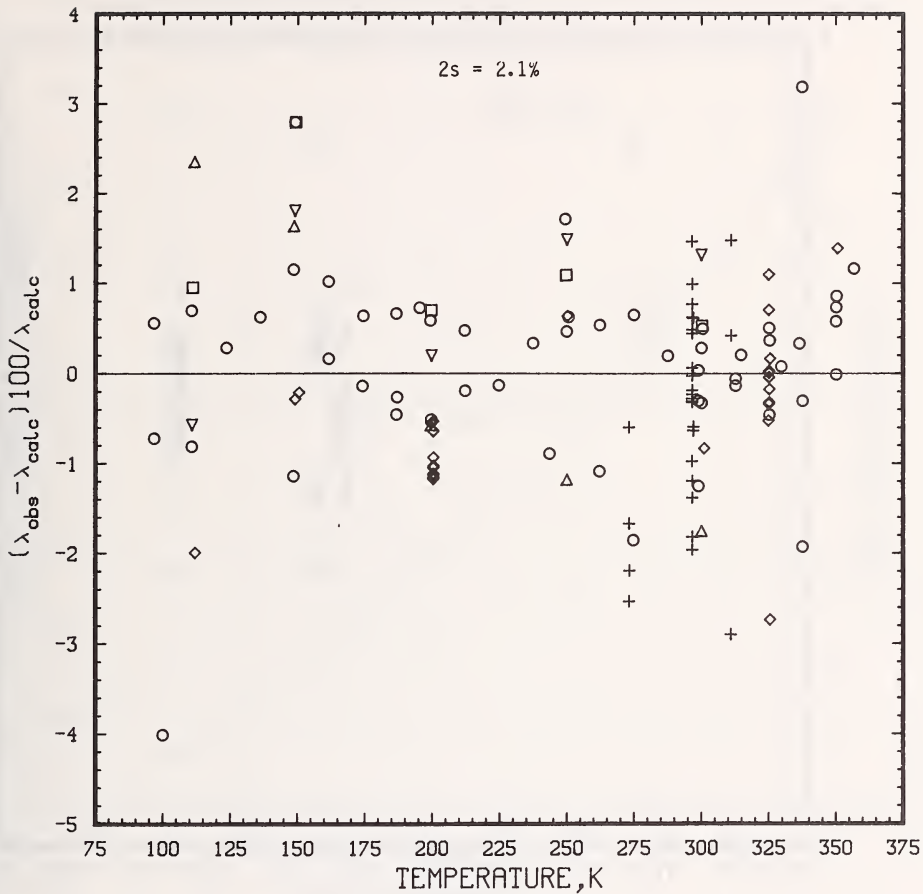


Figure 1. Deviations of measured apparent thermal conductivities from values calculated with equation (1) versus the mean temperature of the measurements at densities from 10.5 to 16 kg/m³.

- | | |
|-----------------|-----------------|
| ○ - CCE Spec. 1 | ▽ - CCE Spec. 4 |
| △ - CCE Spec. 2 | ◇ - CCE Spec. 5 |
| □ - CCE Spec. 3 | + - CBT |

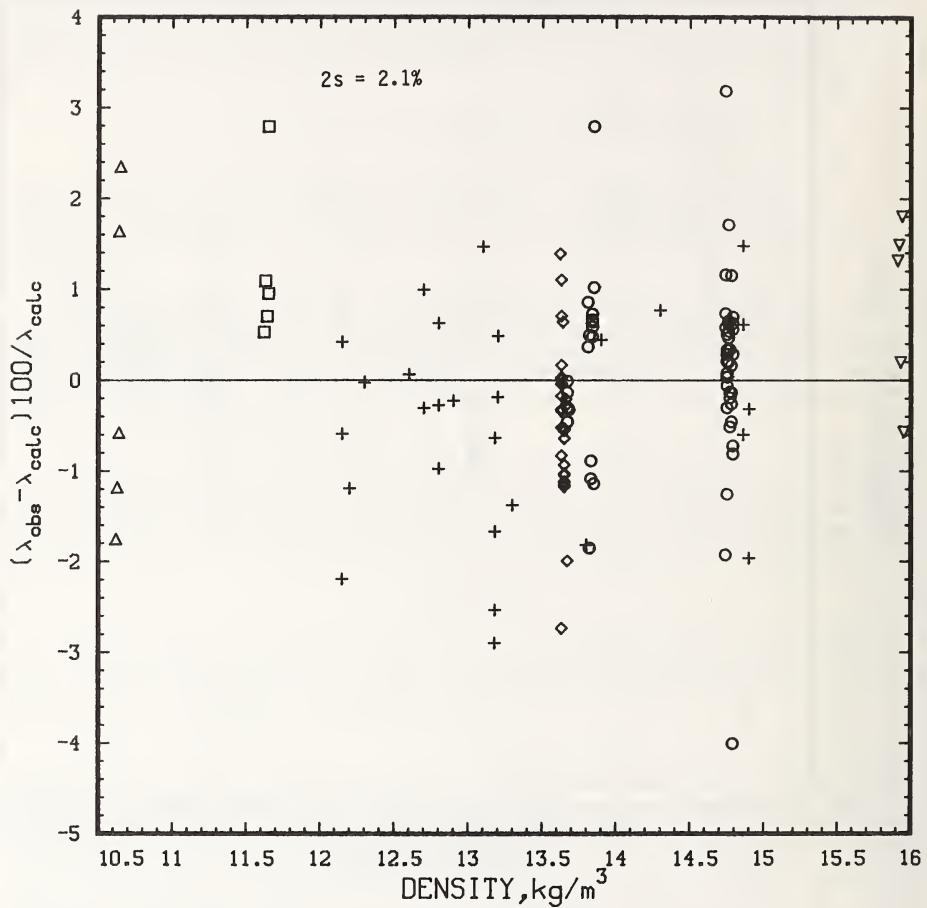


Figure 2 Deviations of measured apparent thermal conductivities from values calculated with equation (1) versus the bulk density of the specimens at temperatures from 100 to 360 K.

○ - CCE Spec. 1
 △ - CCE Spec. 2
 □ - CCE Spec. 3

▽ - CCE Spec. 4
 ◇ - CCE Spec. 5
 +- CBT

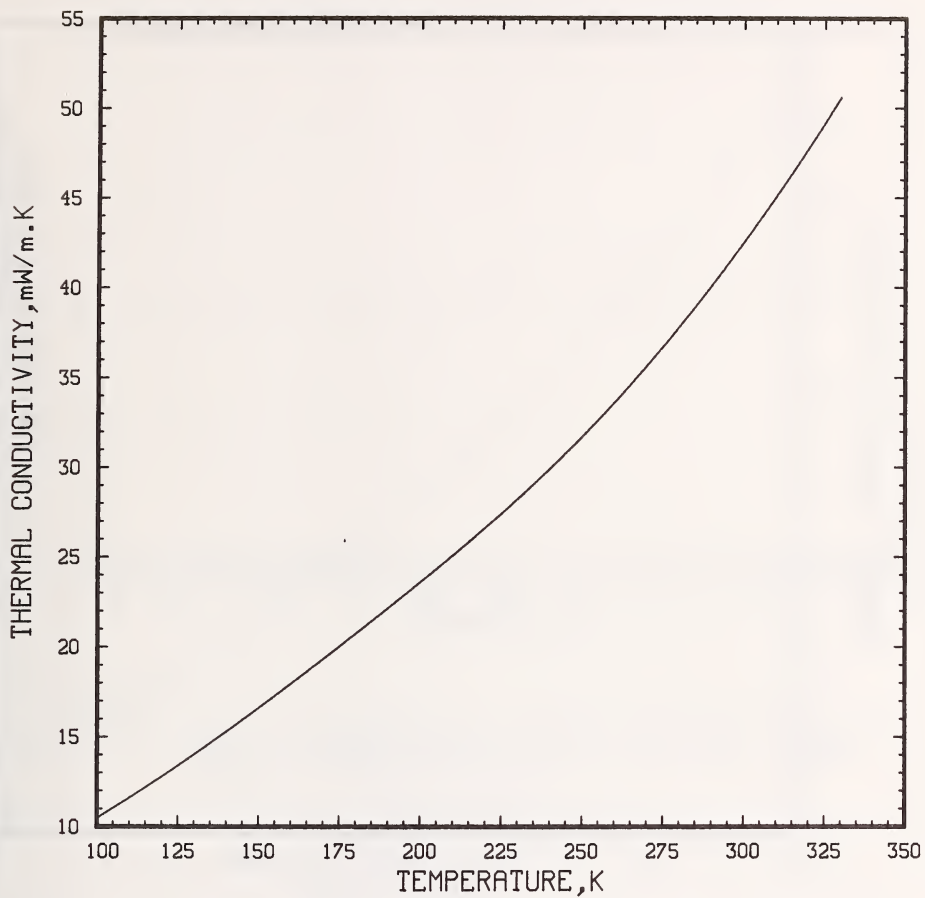


Figure 3 Thermal conductivity as a function of temperature at a density of 13 kg/m^3 as calculated from equation (1).

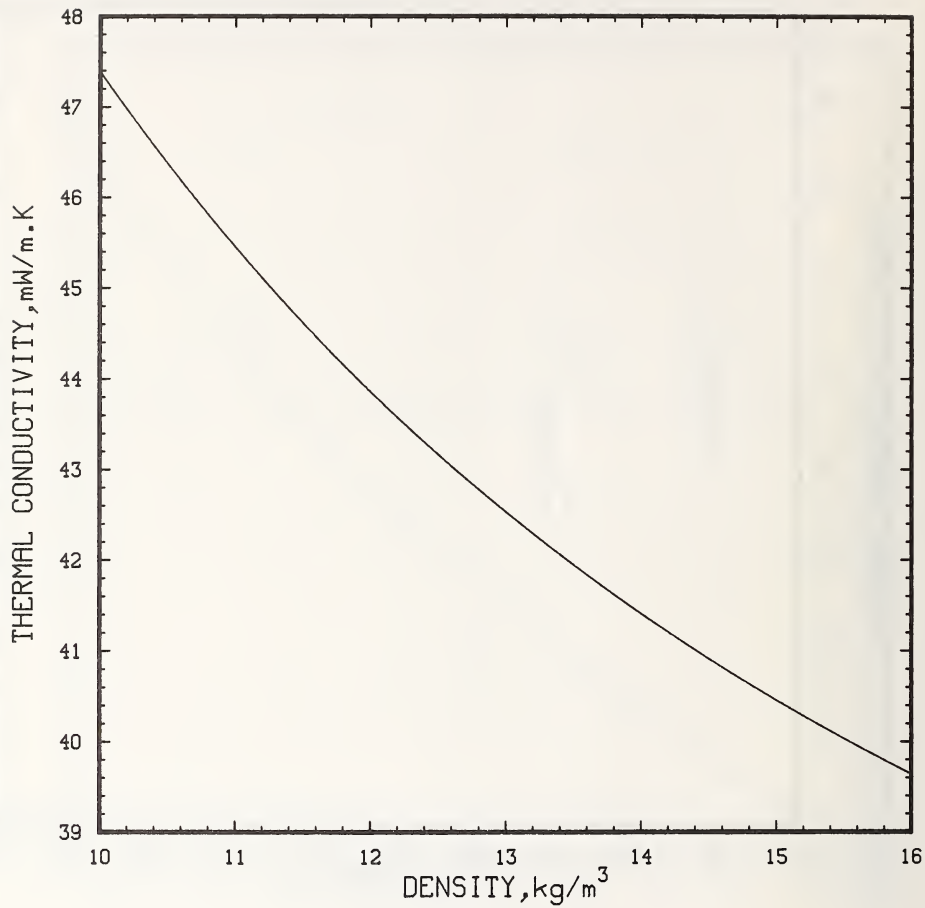


Figure 4 Thermal conductivity as a function of bulk density at a temperature of 300 K as calculated from equation (1).

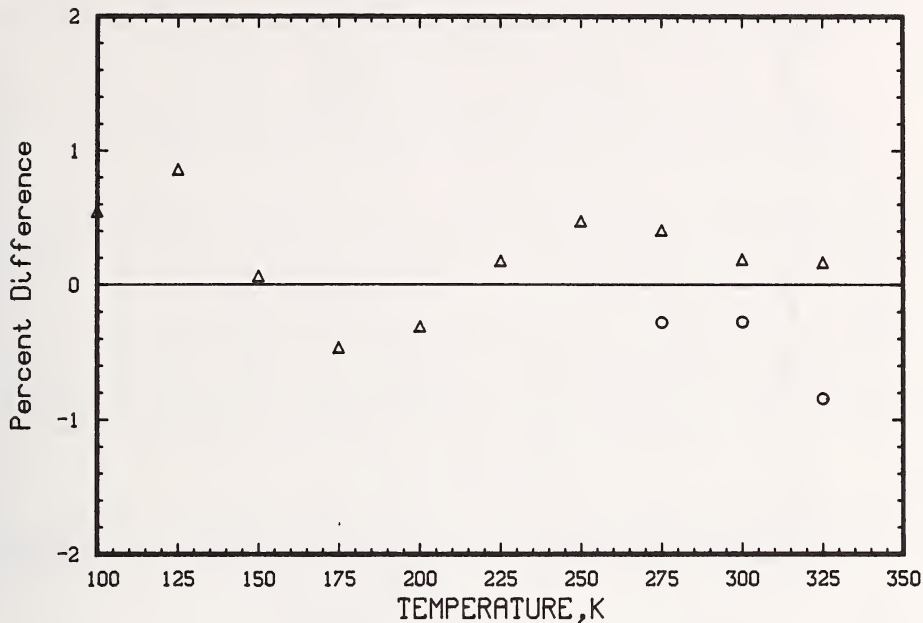


Figure 5 Comparison of equation (1) to previously published equations as a function of temperature at a density of 14.75 kg/m^3 . Percent Difference = $(\lambda_i - \lambda_{\text{eq},1})^{100} / \lambda_{\text{eq},1}$.

- - Round Robin Model [11]
- △ - Smith and Hust [9,10]

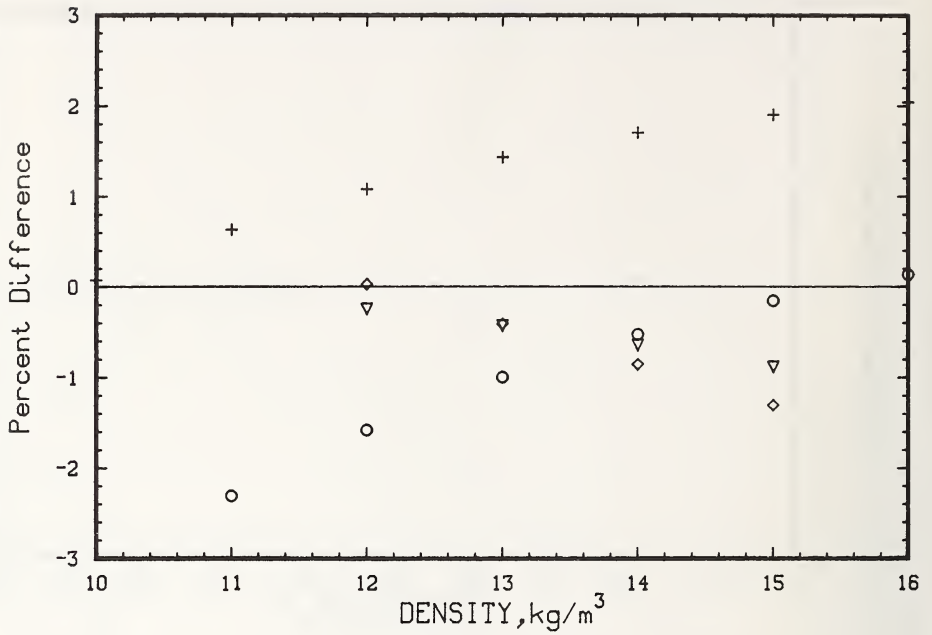


Figure 6 Comparison of equation (1) to previously published equations as a function of density at a temperature of 297 K. Percent Difference = $(\lambda_i - \lambda_{eq,1})100/\lambda_{eq,1}$.

- - Round Robin Model [11]
- ▽ - GHP [12]
- ◇ - HFM [12]
- + - HFM [14]

used for this SRM, the difference as a function of density is probably an indication of measurement uncertainty.

The supplier of this material performed numerous characterization measurements at a temperature of 297 K using heat flow meter apparatuses of various sizes. They reported that the following equation described their apparent thermal conductivity values as a function of density, ρ , within the imprecision of the data: $\lambda = 28.57 + 179.6/\rho$ where λ is in $\text{mW}\cdot\text{m}^{-1}\cdot\text{K}^{-1}$ and ρ is in kg/m^3 . Calculated values from this equation are compared to equation (1) in figure 6. This curve is nearly parallel to the curve for the round robin equation [11]. Since the round robin equation is based on NBS data, a systematic difference between the supplier's measurements and NBS measurements is noted.

Another comparison that is useful for SRM utilization is with respect to the equation presented by Rennex [12], $\lambda = 25.3 + 212/\rho$, for the CBT GHP data at a temperature of 297 K. Figure 6 shows that the equation presented by Rennex differs by less than 1% from equation (1).

The NBS-HFM apparatus with plate dimensions of 61 x 61 cm (24 x 24 in) and meter dimensions of 25 x 25 cm (10 x 10 in) was used to measure 75 specimens from this lot at 297 K. Rennex [12] reported these data and an equation describing the data to within about $\pm 2\%$. This equation, $\lambda = 24 + 229/\rho$, is compared to equation (1) in figure 6. The deviations of the two equations are well within 1% at the low density end, but exceed 1% at the higher densities.

6. Certified Values

For certification purposes, values of thermal resistance, R , are desirable. Values of R at a thickness of 2.54 cm (1 in), R_0 , calculated from equation (2) are listed in Table 4 in units of $\text{m}^2\cdot\text{K}\cdot\text{W}^{-1}$.

$$R_0 = 0.0254/\lambda(T,\rho) \quad (2)$$

The as-tested thickness will most likely be slightly different from 2.54 cm. The R values at different thicknesses, L , are calculated from

$$R = R_0 L/0.0254 \quad (3)$$

where R is the thermal resistance at the tested thickness, and R_0 is the certified value interpolated from the table or calculated from equation (2).

It should be noted that this material is certified only for thicknesses within the range of the tests reported, nominally 2.54 cm (1 in). The specimens should be in good contact with the apparatus plates, but compression to a thickness less than 2.4 cm should be avoided. Reference 13 may aid the user in connection with the compression properties and homogeneity of this material.

Values of thermal resistance of this SRM are expected to be within 3% of the computed values at temperatures from 250 to 330 K, and increasing to 5% at 100 K. These estimates are based on the experimental data and include both material variability and measurement uncertainty.

Table 4. Certified Values of Thermal Resistance of a 2.54 cm Thick Specimen, R_0 , as a Function of Density and Temperature. (These values have been corrected for the thermal expansion of the measurement plates.)

Temperature (K)	Density ($\text{kg}\cdot\text{m}^{-3}$)			
	10	12	14	16
100	2.475*	2.443	2.403	2.358
110	2.219	2.202	2.176	2.144
120	2.000	1.995	1.979	1.957
130	1.812	1.816	1.809	1.795
140	1.649	1.661	1.661	1.654
150	1.508	1.526	1.532	1.530
160	1.386	1.409	1.420	1.422
170	1.279	1.306	1.321	1.328
180	1.185	1.216	1.234	1.244
190	1.102	1.136	1.157	1.170
200	1.027	1.064	1.088	1.104
210	0.960	0.999	1.026	1.043
220	0.898	0.939	0.968	0.988
230	0.842	0.884	0.914	0.936
240	0.789	0.832	0.864	0.887
250	0.739	0.783	0.816	0.841
260	0.693	0.737	0.771	0.796
270	0.650	0.694	0.728	0.754
280	0.609	0.653	0.688	0.715
290	0.571	0.615	0.649	0.677
300	0.536	0.579	0.613	0.641
310	0.503	0.546	0.580	0.607
320	0.472	0.514	0.548	0.575
330	0.444	0.485	0.518	0.545

* R_0 values are in units of $\text{m}^2\cdot\text{K}\cdot\text{W}^{-1}$

7. Summary

Measurements and data analysis are presented to establish a lot of glass fiberblanket as an SRM of thermal resistance for temperatures from 100 to 330 K and densities from 10 to 16 kg/m³. A model is presented that describes the data over the above temperature and density range to within the imprecision of the data. Comparisons to previously published values for similar material are presented.

8. Acknowledgments

This project has extended over a period of several years. During this time numerous people have contributed to this effort. B. Rennex performed the measurements attributed to CBT in this report. D. R. Smith and L. Van Poolen conducted some of the measurements attributed to CCE. Keith Kirby and Lee Kieffer provided support through the Office of Standard Reference Materials, OSRM. In addition, funding was supplied by the Department of Energy (DoE, ORNL) with the guidance of Ted Lundy and Dave McElroy.

9. References

- [1] Hust, J. G. Status of thermal conductivity standard reference materials at the National Bureau of Standards. Proceedings of the 18th International Thermal Conductivity Conference; Ashworth, T., ed., Plenum Press, New York; 1985.
- [2] ASTM Subcommittee C16.30. Reference materials for insulation measurement comparisons, Thermal Transmission Measurements of Insulation. ASTM STP 660, Tye, R. P., ed. American Society for Testing and Materials, 7-29; 1978.
- [3] Siu, M. C. I.; Hust, J. G. Standard reference material 1450b, thermal resistance--fibrous glass board. National Bureau of Standards Certificate, 1982. (Available from OSRM, NBS, Gaithersburg, Maryland).
- [4] Hust, J. G. Standard reference materials: glass fiberboard SRM for thermal resistance, Nat. Bur. Stand. (U.S.) Spec. Pub. (to be published).
- [5] Powell, F. J.; Rennex, B. G. The NBS line-heat source guarded hot plate for thick materials, to be published in the Proceedings of the ASHRAE/DoE conference on the thermal performance of the exterior envelopes of buildings--II. December 6-9, 1982, Las Vegas, Nevada.
- [6] Hahn, M. H.; Robinson, H. E.; Flynn, D. R. Robinson. Line-heat-source guarded hot plate apparatus, heat transmission measurements in thermal insulations. ASTM STP 544, Tye, R. P., ed., American Society for Testing and Materials, 167-192; 1974.
- [7] Smith, D. R.; Hust, J. G.; Van Poolen, L. J. A guarded-hot-plate apparatus for measuring effective thermal conductivity of insulations between 80 K and 360 K. Nat. Bur. Stand. (U.S.) NBSIR 81-1657; 1982. 49 p.
- [8] Smith, D. R.; Hust, J. G. Effective thermal conductivity of glass-fiber board and blanket standard reference materials. Proceedings of the 17th International Thermal Conductivity Conference; Hust, J. G., ed., Plenum Press, New York, 408-410; 1980.

- [9] Smith, D. R.; Hust, J. G. Effective thermal conductivity of a glass fiber-blanket standard reference material. Nat. Bur. Stand. (U.S.) NBSIR 81-1640; 1981. 26 p.
- [10] Smith, D. R.; Hust, J. G. Measurement of thermal conductivity of a glass fiberblanket standard reference material. Cryogenics, Vol. 21, No. 8, 460-462; 1981.
- [11] Hust, J. G.; Pelanne, C. M. Round robins on the apparent thermal conductivity of low-density fibrous insulations using guarded hot plate and heat flow meter apparatus. Nat. Bur. Stand. (U.S.) NBSIR (to be published).
- [12] Rennex, B. G. Apparent thermal conductivity characterization of low-density, glass-fiber insulation material. J. Thermal Insulations (to be published in January 1985 issue).
- [13] Branthover, B.; Veale, R.; Siu, C. Precision measurements on fibrous glass insulation. Nat. Bur. Stand. (U.S.) NBSIR 80-2091; 1980. 31 p.
- [14] Johns-Manville Contract Report EO-A01-78-00-3586.

U.S. DEPT. OF COMM. BIBLIOGRAPHIC DATA SHEET (See instructions)		1. PUBLICATION OR REPORT NO. NBS/SP-260/103	2. Performing Organ. Report No.	3. Publication Date September 1985
4. TITLE AND SUBTITLE Standard Reference Materials: Glass Fiberblanket SRM for Thermal Resistance				
5. AUTHOR(S) J. G. Hust				
6. PERFORMING ORGANIZATION (If joint or other than NBS, see instructions) NATIONAL BUREAU OF STANDARDS U.S. DEPARTMENT OF COMMERCE GAITHERSBURG, MD 20899			7. Contract/Grant No.	8. Type of Report & Period Covered Final
9. SPONSORING ORGANIZATION NAME AND COMPLETE ADDRESS (Street, City, State, ZIP)				
10. SUPPLEMENTARY NOTES Library of Congress Catalog Card Number:85:600582 <input type="checkbox"/> Document describes a computer program; SF-185, FIPS Software Summary, is attached.				
11. ABSTRACT (A 200-word or less factual summary of most significant information. If document includes a significant bibliography or literature survey, mention it here) The apparent thermal conductivity data that provide the basis for the certification of glass fiberblanket as an SRM of thermal resistance are reported and analyzed. Detailed analysis and intercomparisons of NBS and other published data are given. These data are represented by an equation describing the dependencies of the data on temperature and density. Certified values of thermal resistance are given for temperatures from 100 to 330 K and densities from 10 to 16 kg/m ³ .				
12. KEY WORDS (Six to twelve entries; alphabetical order; capitalize only proper names; and separate key words by semicolons) apparent thermal conductivity; density; glass fiberblanket; Standard Reference Material; temperature; thermal resistance				
13. AVAILABILITY <input checked="" type="checkbox"/> Unlimited <input type="checkbox"/> For Official Distribution, Do Not Release to NTIS <input checked="" type="checkbox"/> Order From Superintendent of Documents, U.S. Government Printing Office, Washington, D.C. 20402. <input type="checkbox"/> Order From National Technical Information Service (NTIS), Springfield, VA. 22161			14. NO. OF PRINTED PAGES 27	
			15. Price	

NBS *Technical Publications*

Periodical

Journal of Research—The Journal of Research of the National Bureau of Standards reports NBS research and development in those disciplines of the physical and engineering sciences in which the Bureau is active. These include physics, chemistry, engineering, mathematics, and computer sciences. Papers cover a broad range of subjects, with major emphasis on measurement methodology and the basic technology underlying standardization. Also included from time to time are survey articles on topics closely related to the Bureau's technical and scientific programs. Issued six times a year.

Nonperiodicals

Monographs—Major contributions to the technical literature on various subjects related to the Bureau's scientific and technical activities.

Handbooks—Recommended codes of engineering and industrial practice (including safety codes) developed in cooperation with interested industries, professional organizations, and regulatory bodies.

Special Publications—Include proceedings of conferences sponsored by NBS, NBS annual reports, and other special publications appropriate to this grouping such as wall charts, pocket cards, and bibliographies.

Applied Mathematics Series—Mathematical tables, manuals, and studies of special interest to physicists, engineers, chemists, biologists, mathematicians, computer programmers, and others engaged in scientific and technical work.

National Standard Reference Data Series—Provides quantitative data on the physical and chemical properties of materials, compiled from the world's literature and critically evaluated. Developed under a worldwide program coordinated by NBS under the authority of the National Standard Data Act (Public Law 90-396).

NOTE: The Journal of Physical and Chemical Reference Data (JPCRD) is published quarterly for NBS by the American Chemical Society (ACS) and the American Institute of Physics (AIP). Subscriptions, reprints, and supplements are available from ACS, 1155 Sixteenth St., NW, Washington, DC 20056.

Building Science Series—Disseminates technical information developed at the Bureau on building materials, components, systems, and whole structures. The series presents research results, test methods, and performance criteria related to the structural and environmental functions and the durability and safety characteristics of building elements and systems.

Technical Notes—Studies or reports which are complete in themselves but restrictive in their treatment of a subject. Analogous to monographs but not so comprehensive in scope or definitive in treatment of the subject area. Often serve as a vehicle for final reports of work performed at NBS under the sponsorship of other government agencies.

Voluntary Product Standards—Developed under procedures published by the Department of Commerce in Part 10, Title 15, of the Code of Federal Regulations. The standards establish nationally recognized requirements for products, and provide all concerned interests with a basis for common understanding of the characteristics of the products. NBS administers this program as a supplement to the activities of the private sector standardizing organizations.

Consumer Information Series—Practical information, based on NBS research and experience, covering areas of interest to the consumer. Easily understandable language and illustrations provide useful background knowledge for shopping in today's technological marketplace.

Order the above NBS publications from: Superintendent of Documents, Government Printing Office, Washington, DC 20402.

Order the following NBS publications—FIPS and NBSIR's—from the National Technical Information Service, Springfield, VA 22161.

Federal Information Processing Standards Publications (FIPS PUB)—Publications in this series collectively constitute the Federal Information Processing Standards Register. The Register serves as the official source of information in the Federal Government regarding standards issued by NBS pursuant to the Federal Property and Administrative Services Act of 1949 as amended, Public Law 89-306 (79 Stat. 1127), and as implemented by Executive Order 11717 (38 FR 12315, dated May 11, 1973) and Part 6 of Title 15 CFR (Code of Federal Regulations).

NBS Interagency Reports (NBSIR)—A special series of interim or final reports on work performed by NBS for outside sponsors (both government and non-government). In general, initial distribution is handled by the sponsor; public distribution is by the National Technical Information Service, Springfield, VA 22161, in paper copy or microfiche form.

U.S. Department of Commerce
National Bureau of Standards
Gaithersburg, MD 20899

Official Business
Penalty for Private Use \$300