

Fall/Winter 2021 Provincial Report Newfoundland and Labrador



Introduction

MQO Research spoke with 400 residents of Newfoundland and Labrador to gauge the political temperature in the province for the Fall/Winter edition of our quarterly political poll: Atlantic Matters.

Provincial Politics

According to the latest polling numbers, Liberal support continues to trend down since December 2020, but they maintain a significant, 16-point lead over the PCs.

Among decided and leaning voters:

- Support for the Liberal Party decreased by 9 percentage points to 47%.
- PC Party support rose 5 percentage points to 31%.
- NDP support edged up 3 percentage points, to 18%
- Support for the Green Party held steady at 1%.

The Atlantic Matters poll was conducted by telephone from November 19th to December 5th, 2021 and included 400 randomly selected eligible voters from across the province. The margin of error for the total sample is ± 4.9 percentage points 19 times out of 20.

For more information on Atlantic Matters or MQO Research, contact:


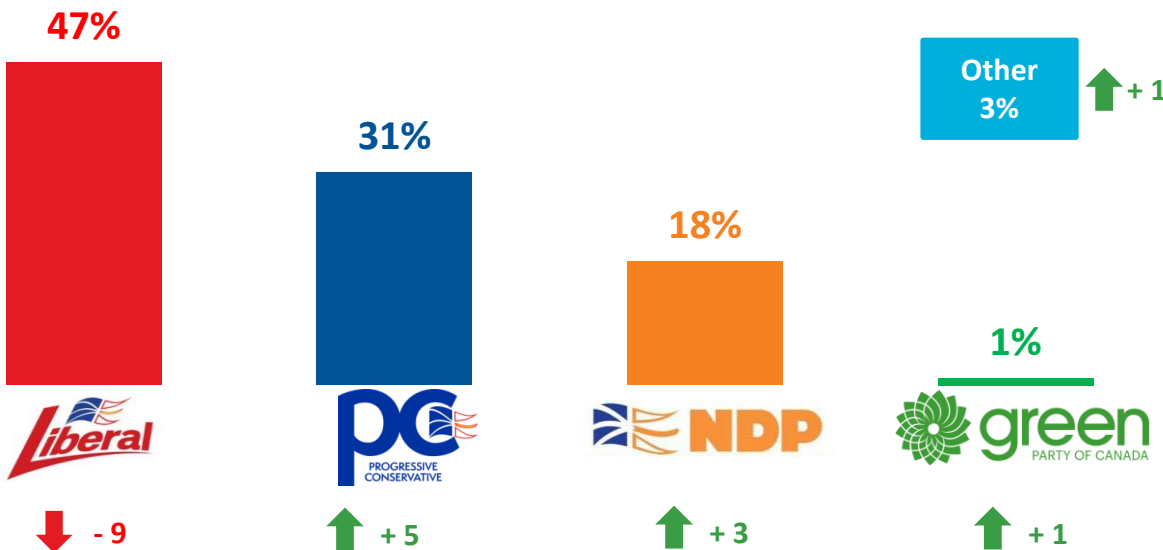
Lianne Sarson, VP, Research and Engagement

lsarson@mqoresearch.com

Tel: 902-219-2957

"If a provincial election were held today, which party would you most likely vote for?"

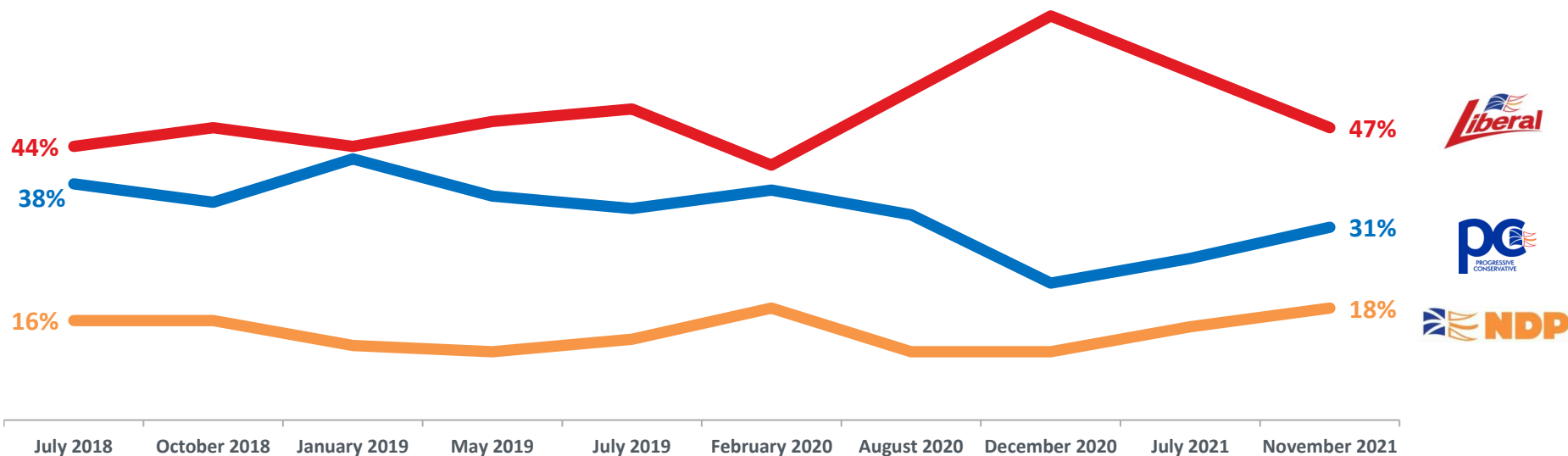
Decided and Leaning Voters



% point change vs. July 2021

“If a provincial election were held today, which party would you most likely vote for?”

Decided and Leaning Voters



“If a provincial election were held today, which party would you most likely vote for?”

Decided and Leaning Voters

	July 2018	October 2018	January 2019	May 2019	July 2019	February 2020	August 2020	December 2020	July 2021	November 2021
Liberal	44%	47%	44%	48%	50%	41%	53%	65%	56%	47%
PC	38%	35%	42%	36%	34%	37%	33%	22%	26%	31%
NDP	16%	16%	12%	11%	13%	18%	11%	11%	15%	18%
NL Alliance	-	-	0%	2%	1%	1%	1%	0%	0%	0%
Green	-	-	-	-	-	-	-	-	-	1%