

Advice for Candidates Taking Exams with Pearson VUE

Version 1.31, January 2024

Please read this document carefully if you intend to register for a The Open Group Exam with Pearson VUE. For FAQs about The Open Group Certifications please see <http://www.opengroup.org/certifications/faqs>.

Exam Summaries

Program	Exam	Exam Reference	Language English if not specified	Open Book?	# Items	Time Limit ^{1,2}	OLP ⁴
ArchiMate [®] 3	Part 1	OGA-031		N	40	1 Hour	Y
	Part 2	OGA-032		Y	8	1 Hour 30 Minutes	Y

Program	Exam	Exam Reference	Language English if not specified	Open Book?	# Items	Time Limit ^{1,2}	OLP ⁴
DPBoK [™]	Part 1	OGD-001		N	40	1 Hour	Y

Program	Exam	Exam Reference	Language English if not specified	Open Book?	# Items	Time Limit ^{1,2}	OLP ⁴
IT4IT [™] Foundation	Part 1	OG0-061		N	40	1 Hour	Y
IT4IT [™] 3 Foundation	IT4IT 3 Foundation	OGIT-101		N	40	1 Hour	Y

Program	Exam	Exam Reference	Language English if not specified	Open Book?	# Items	Time Limit ^{1,2}	OLP ⁴
Open FAIR [™] Foundation	Part 1	OG0-041		N	80	2 Hours	Y
Open FAIR [™] 2 Foundation	Open FAIR 2 Foundation	OGOF-101		N	40	1 Hour	Y

Program	Exam	Exam Reference	Language English if not specified	Open Book?	# Items	Time Limit ^{1,2}	OLP ⁴
Open Agile Architecture [™] Practitioner	Practitioner	OGAA-001		N	40	1 Hour	Y

Advice for Candidates Taking Exams with Pearson VUE

Program	Exam	Exam Reference	Language English if not specified	Open Book?	# Items	Time Limit ^{1,2}	OLP ⁴
TOGAF® Enterprise Architecture Part 1 Exam	Part 1	OGEA-101		N	40	1 Hour	Y
		OGEA-C101	Simplified Chinese				N
		OGEA-F101	French				Y
TOGAF® Enterprise Architecture Part 2 Exam	Part 2	OGEA-102		Y	8	1 Hour 30 Minutes	Y
		OGEA-C102	Simplified Chinese				N
		OGEA-F102	French				Y
TOGAF® Enterprise Architecture Combined	Combined Part 1 and Part 2 Exam	OGEA-103		Y ³	48	2 Hours 30 Minutes	Y
TOGAF® Enterprise Architecture Bridge	Bridge Exam	OGEA-10B		Y ³	14	1 Hour	Y
		OGEA-C10B	Simplified Chinese				N
		OGEA-F10B	French				Y
TOGAF® 9	Part 1	OG0-091		N	40	1 Hour	Y
		OG0-094	Brazilian Portuguese				Y
		OG0-096	Simplified Chinese				N
		OG0-F91	French				Y
		OG0-S91	Latin American Spanish				Y
TOGAF® 9	Part 2	OG0-092		Y	8	1 Hour 30 Minutes	Y
		OG0-095	Brazilian Portuguese				Y
		OG0-097	Simplified Chinese				N
		OG0-F92	French				Y
		OG0-S92	Latin American Spanish				Y
TOGAF® 9 Combined	Combined Part 1 and Part 2 Exam	OG0-093		Y ³	48	2 Hours 30 Minutes	Y
		OG0-098	Simplified Chinese				N
TOGAF® Business Architecture Level 1	Part 1	OGB-001		N	30	45 Minutes	Y
TOGAF® Business Architecture Foundation	Foundation	OGBA-101		No	40	60 Minutes	Y
		OGBA-C101	Simplified Chinese				N

1) Additional time is allowed for ESL candidates.

2) Note that the Appointment Length is usually the Time Limit plus 15 minutes. It includes the time needed to register at the test center, review the instructions, read and accept the NDA, as well as the time to take the exam.

3) The Open Book reference only applies to the Section 2 of the Combined and Bridge exams and is provided built into the exam on the REFERENCE button.

4) OLP: Available as an OnVUE Online Proctored Exam? See [Appendix D](#) for OnVUE information.

Candidate Advice

ESL = English as a Second Language. If English is not your first language and you would like to take an English language examination, visit <https://www.opengroup.org/certifications/kb-services> for information on the ESL Time Allowance.

Note that automatic ESL extensions are only shown after exam booking has been fully completed.

AM-PM booking time: If you are booking an OnVUE online proctored exam check the appointment time carefully. Since testing is available nearly 24 hours a day, when you schedule your exam, be sure to note whether you've chosen a.m. or p.m. (e.g., 12:00 a.m. is midnight and 12:00 p.m. is midday).

Exam Duration: When booking, the Appointment Length time quoted in your confirmation notification includes additional time for registration, tutorial and acceptance of the NDA. Please refer to the previous table for the appropriate allotted exam time. **The time limit for an examination is displayed at the start of the examination, and also as a countdown timer while taking the examination.**

Registration: To register to take the exam visit <https://www.opengroup.org/certifications/take-exam>.

“Pending” message: if you see a “pending” message please activate your account by verifying your email. To activate, visit <https://www.opengroup.org/resent-email>. This will send an email containing an activation link.

Voucher code not accepted: When booking your examination, if you have a voucher code that is not being accepted:

1. Firstly, ensure that you are entering the exact code as distributed – we recommend that you cut and paste the code
2. Secondly, ensure you have selected the correct exam type as vouchers are exam specific. An exam voucher code can only be used once.
3. If you plan to reschedule an examination you must cancel the existing appointment otherwise the appointment will be classified as a no-show and the voucher code will be used (see note 15).
4. The exam must be taken prior to the expiry date of the exam voucher code. It is not possible to extend the validity of a voucher code.

More on examinations: For further details about The Open Group examinations, including pass marks, see <https://www.opengroup.org/certifications/kb-services>

Online Proctored Exams: With Online Proctoring, candidates can take some of The Open Group Certification Exams at home or at the office. For further details see <http://www.opengroup.org/certifications/online-proctored-exams>

Exam Results: You will receive notification of your pass or fail status within a few minutes of completing your exam in the form of a printed score report from the test center administration staff. You can also access your score reports online within The Open Group portal at Pearson VUE. Occasionally, if a score report is unable to be printed then you will only receive the electronic copy. If your result is shown as pending this indicates that Pearson VUE are still to generate the score report, and this may take a few hours.

To obtain an electronic score report, login using your Open Group login credentials and follow the instructions on The Open Group website at:

<https://www.opengroup.org/certifications/take-exam>.

Once logged in at Pearson VUE, you will find a link to "View Score Reports" on the right hand side of the page under "My Account".

Exam Resource Materials: Open Book Exams such as the Part 2 examinations and the second part of Combined Part 1 and Part 2 examinations include access to an electronic copy of the relevant standard which can be referred to during the appropriate part of the examination:

1. For a Part 2 exam, the resource material is available throughout the examination.
2. For a Combined Part 1 and Part 2 exam, the resource material is only available in the second section of the examination.
3. The resource material is built into the examination and made available using the REFERENCE button within the examination (and this is explained in the tutorial available at the start of each examination).
4. Pearson VUE exam delivery is over the Internet, and so the reference books are downloaded during the examination. It should be noted that due to the limitations on monitor size and screen resolution you may need to use the magnification button within the PDF reader to adjust the size of small text within diagrams (see **Appendix B** for further information).

Technical problems: If you encounter technical problems when taking your examination, please raise them with the test center at the time of attendance, and obtain an **incident number**. If an incident has impacted your testing you should inform the proctor during the examination and request they extend your examination time.

Failed examination: If you fail the examination

1. You had received an **exam voucher as part of attending an Accredited Training Course** you should contact your Accredited Training Course provider. They may be able to provide a retake voucher. You will need to supply them with your candidate number, the date of the examination, and a copy of your examination score report. If you are unable to obtain a retake

- voucher from your Accredited Training Course Provider (for example if they have exhausted their allowance, or are no longer accredited), you can contact The Open Group for a discount voucher (see next item).
2. You had taken the **Self Study route and booked direct with Pearson VUE**, you should contact The Open Group to obtain a discount voucher code by sending a copy of your score report (pdf format preferred) to exam-vouchers(at)opengroup.org. Please note that it will take at least 14 days for a discount voucher code to be issued.
 3. Requests for a retake or discount voucher must be received **within 2 years** of the exam date.
 4. Please note that the earliest you can retake an examination is **one month** after the first examination.

Missed appointment: If you fail to appear for your appointment at the test center, you will be classified as a no-show. If you need to reschedule your appointment, you should do so using the Pearson VUE online system, accessed by logging in to your account at <https://certification.opengroup.org/take-exam>. You must reschedule at least 48 hours prior to the existing appointment time. If you have questions about rescheduling or canceling an examination contact Pearson VUE Customer Service at <http://www.pearsonvue.com/theopengroup/contact>.

Result: After you have taken the examination(s), your results are passed to The Open Group for processing. If the results are acceptable for certification, you will be contacted by email **within six working days** with information on how to complete your certification. It may take longer if the results have been flagged for audit. Further information on the process for completing certification is available from The Open Group web site at <https://www.opengroup.org/certifications/faqs>.

Combined exam: A Combined Part 1 and Part 2 exam only leads to Level 2 certification.

1. The exam consists of two sections, with pass marks as per the Part 1 and Part 2 examinations.
2. You must pass each section in order to obtain an overall pass mark.
3. If you fail a section then no certification is awarded, however you only need retake the examination(s) corresponding to the failed section(s). For example, if you fail Part 2 of the TOGAF 9 Combined Part 1 and Part 2 exam (OG0-093), you would only need to retake the TOGAF 9 Part 2 exam (OG0-092) exam.
4. In all cases, you will need to wait at least one month before you are allowed to retake an examination.

Certificates: Certificates are available once certification has been completed and are available in electronic form only (PDF).

Pearson Vue Support: The Open Group is unable to assist in scheduling, rescheduling or canceling examinations; all queries must be made directly with Pearson VUE at <http://www.pearsonvue.com/theopengroup/contact>.

Renewing Certification: There is no renewal required for the following exam-based certifications, TOGAF, ArchiMate, DPBoK, IT4IT, Open Agile Architecture and Open FAIR. For other certifications and certification credentials consult The Open Group web site.

Open Badges: The Open Group issues Open Badges for all its certifications and certification credentials through its partner Credly. Badges are issued within 7-10 days of a certification being completed or credential being achieved. Upon a first certification or credential you are required to opt-in to the Badging program. For programs that only issue Open Badges, a certificate can be obtained from within the Credly platform. For more information see <http://www.opengroup.org/certifications/openbadges>.

Exam Intellectual Property: All exam content, including the items, options, and correct responses, is the intellectual property of The Open Group. You are required to agree to a non-disclosure agreement before you can take an Open Group exam.

Examinee Pre-knowledge: This is when a test taker has gained knowledge about the content of an exam prior to testing. It is a common method of cheating.

Cheating: If you are found to have cheated by any means, including accessing Brain dump resources to gain Examinee Pre-knowledge, you will be disqualified from taking any exam required for The Open Group certification and decertified. As well as Brain dump sites, this includes accessing unauthorized content on online platforms such as YouTube and Udemy. In case of any doubt please contact certifications@opengroup.org prior to accessing resources other than from The Open Group or its licensees.

Sharing Questions or Answers with others: The **NDA** you accept when taking an exam specifically prohibits sharing information from the exam. If you are found to have discussed exam content with others, be it in person or on online forums, you will be disqualified from taking any exam required for The Open Group certification and decertified.

Official Practice tests: The official practice tests are available from The Open Group (<https://shop.opengroup.org>) and its Accredited Training Course providers. The Open Group does not endorse any third-party practice tests. In case of any doubt please contact certifications@opengroup.org.

Decertification: If you are decertified, we may also report the incident to your employer.

Useful URLs: A summary of useful resources for preparing and completing your certification.

Prepare for Certification:

<http://www.opengroup.org/certifications/prepare-for-certification>

Exam Registration Tutorials (pdf)

https://certification.opengroup.org/docs/PearsonVUE_Registration_Process.pdf

<https://certification.opengroup.org/docs/OnVUE-Take-Exam-Tutorial.pdf>

Book and/or Take an Examination:

<https://www.opengroup.org/certifications/take-exam>

How to complete your Certification:

<http://www.opengroup.org/certifications/how-to-complete>

Frequently Asked Questions:

<http://www.opengroup.org/certifications/faqs>

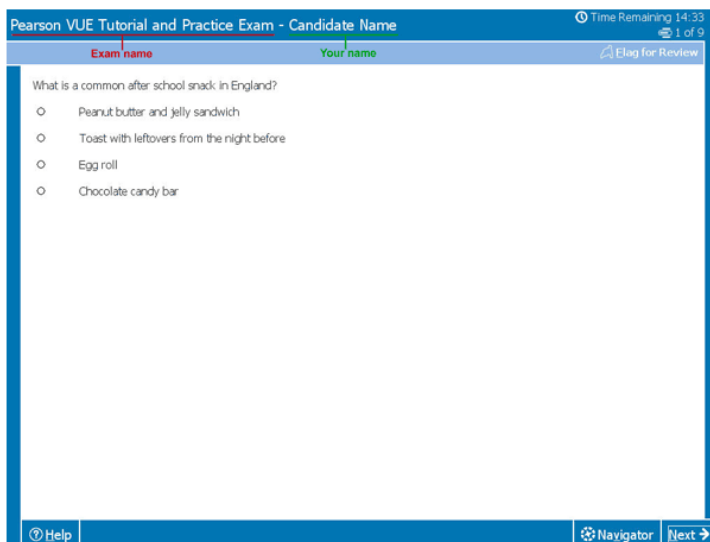
Voucher Terms and Conditions:

https://certification.opengroup.org/docs/PearsonVUE_Voucher_Terms_and_Conditions.pdf

Appendix A – Pearson VUE Browser

The Pearson VUE Athena browser solution is used for exam delivery. This delivers all content over the internet direct from the Pearson VUE servers. This offers additional security, however does mean the pdf file can take some time to load depending on the speed of the internet connection.

An example of a simple item screen appears below. There are two ways to mark your answer, either by selecting the answer by clicking on the circle, or by clicking on the answer itself. Clicking on an answer already selected removes the selection and marks it as unanswered.

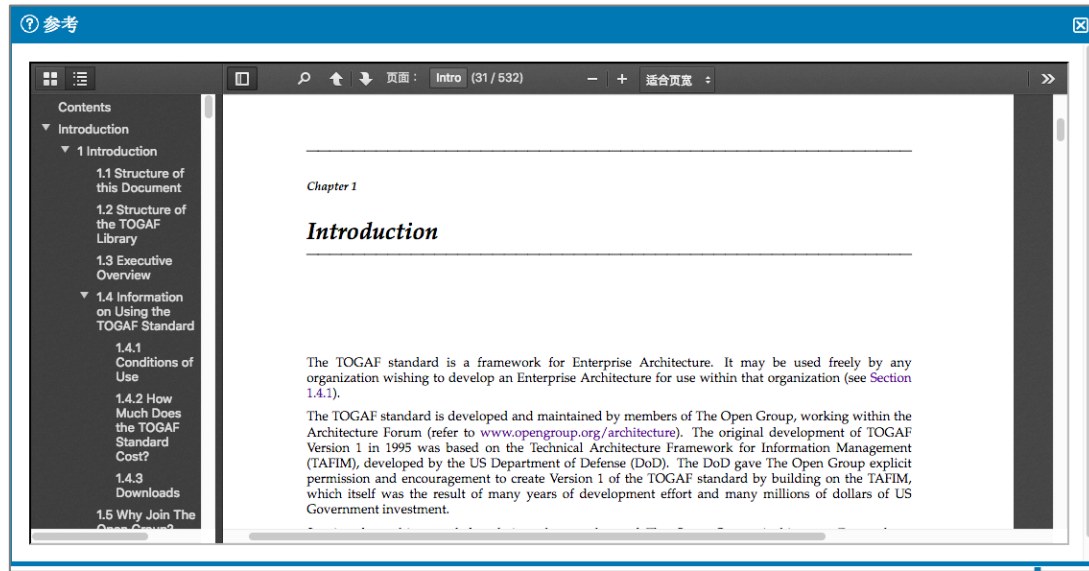


Appendix B – Open Book Examinations at Pearson VUE

The Open Book reference text within The Open Group exams is invoked by selecting the Reference button. A pop up window will then appear with a limited functionality pdf browser.

Three examples are shown of Open Books reference texts.

Example 1: The TOGAF Standard, Version 9.2 Open Book reference text.



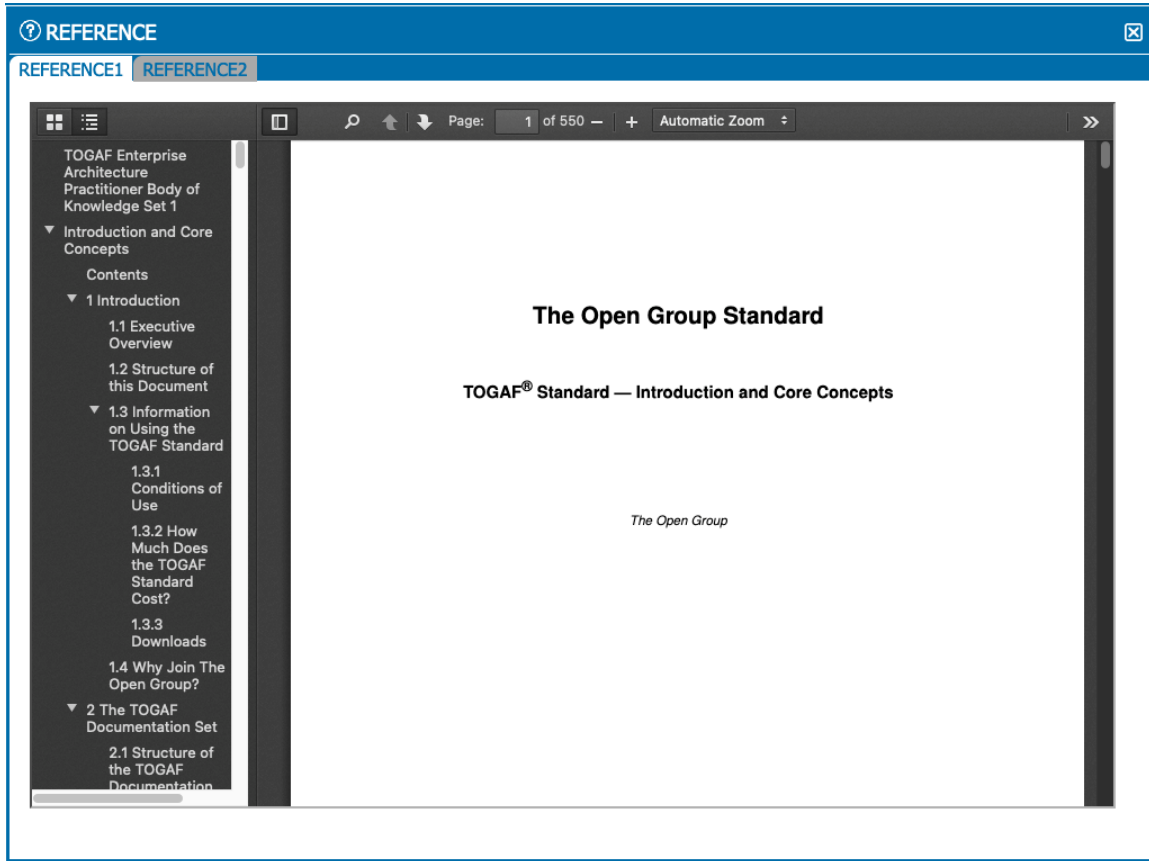
You can switch the bookmarks on and off – these can be used to navigate as an alternative to paging through or selecting a page number at the top.

You can use the +/- to adjust the magnification – this can be used if you need to view the fine print in some diagrams.

You can also search icon to search for words in the pdf text.

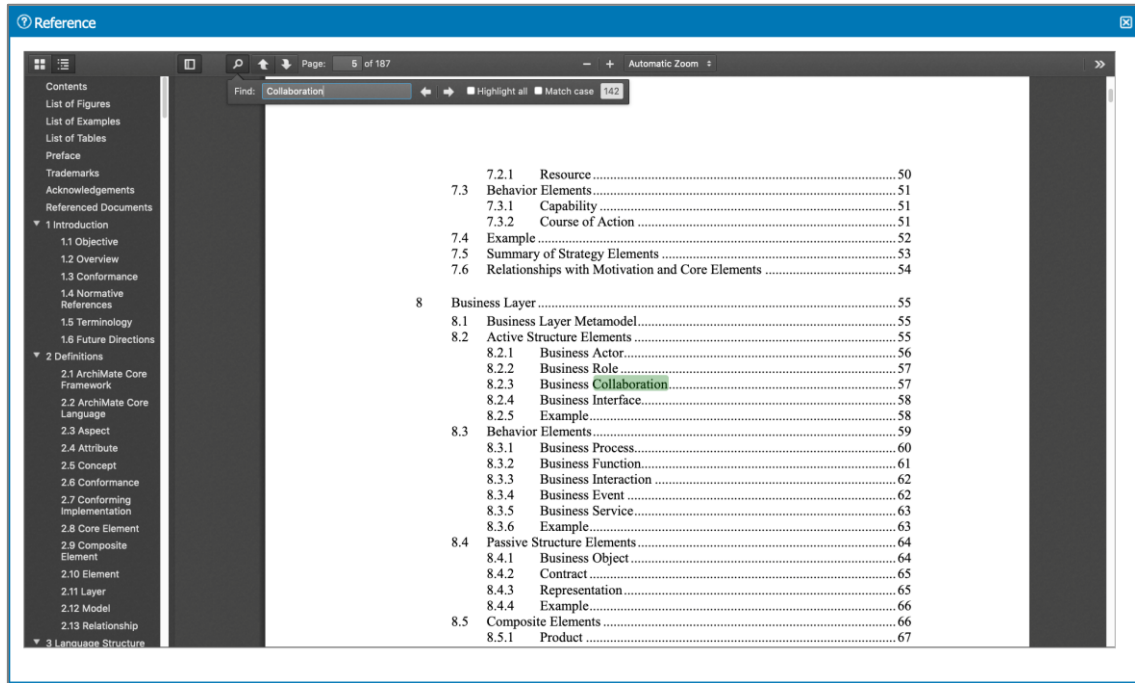
Example 2:

Examinations for certifications based on the TOGAF Standard, 10th Edition, which are open book include the applicable Body of Knowledge. Due to limitations on the size of documents supported by the exam platform, this may be two or more tabs.

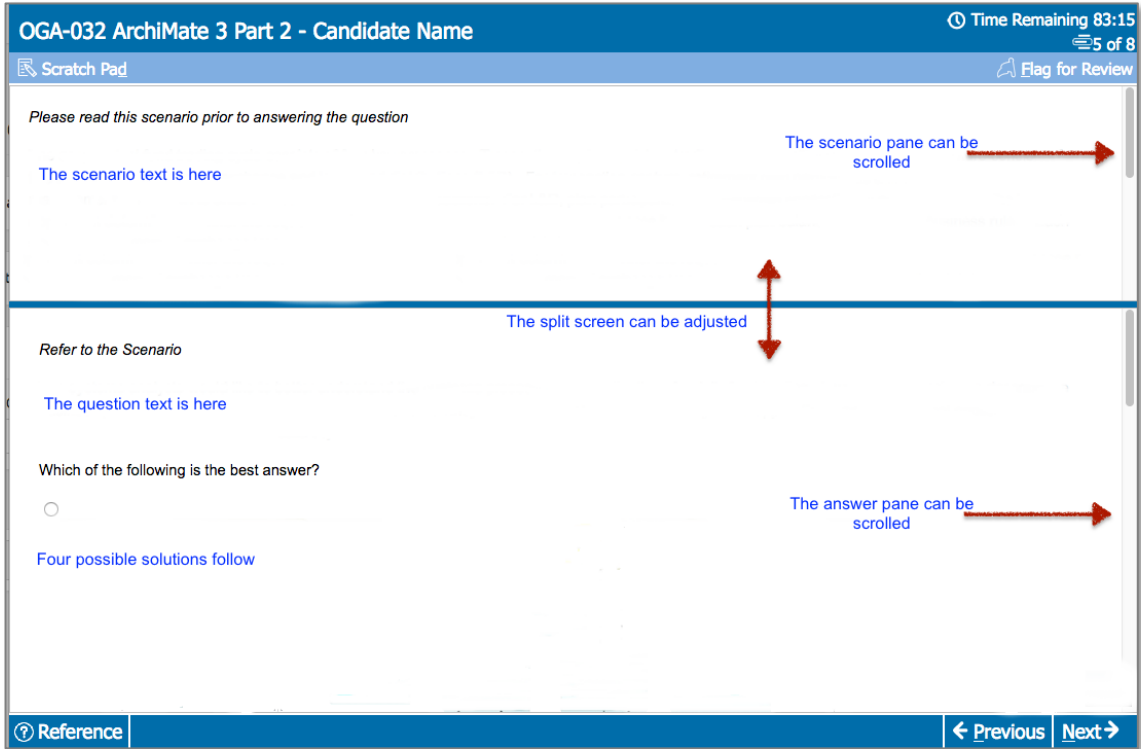


Example 3:

The screenshot below shows a search of the ArchiMate Specification Open Book text.



The screenshot below shows the ArchiMate 3 Part 2 Exam layout. This exam has the ability to adjust the split screen.



Appendix C – Scratch Pad

In the scratch pad you can write notes for your own use. It will close when you move to the next question, but the text will still be there if you reopen it. The notes will be wiped at the end of the exam.

If you want to switch from the scratchpad back to the exam it is recommended to select the close icon to dismiss the scratchpad.

The screenshot displays the Pearson VUE exam interface. At the top, a blue header bar contains the text "Tutorial - Candidate Name" on the left and "Time Remaining 04:17" and "5 of 10" on the right. Below this is a "Scratch Pad" window with a title bar and a close icon. The main content area of the Scratch Pad is titled "Scratch Pad" and contains the following text:

To see an example of the Scratch Pad function, click on the **Scratch Pad** button on the bar at the top of this screen.

It is a pop-up window which can be dragged to reposition it and resized by pulling on the bottom corners. In the scratch pad you can write notes for your own use. It will close when you move to the next question, but the text will still be there if you reopen it. The notes will be wiped at the end of the exam.

Below the text is a smaller screenshot of the exam interface. This inner screenshot shows a question: "What is a third of 99?" with five radio button options: 3, 30, 33, 66, and 102. A "Scratch Pad" window is open over the question, showing a text area with the prompt "Candidate can write in here". The inner screenshot also shows a "Calculator" icon in the top bar and "Previous" and "Next" buttons at the bottom.

At the bottom of the main screenshot, there is a blue bar with "Previous" and "Next" buttons, and an "Exam Info" button on the right. A small instruction at the bottom left reads: "Select the **Next** button to continue."

Appendix D – Taking an Exam Remotely with Pearson VUE OnVUE Delivery

Most of The Open Group Certification exams are available to take at home or at the office with **OnVUE Online Proctoring** from Pearson VUE.

Appointment times:

Please check your appointment time, noting that in the online booking system 12:00 AM is midnight.

Known issue booking two consecutive exams:

When registering for two consecutive exams (for example a Part 1 exam followed by a Part 2 exam) for an OnVUE (online proctored) exam, you may get returned to The Open Group site with an error return (ERROR) before the available dates page is displayed. This is a known issue with the Pearson VUE registration system, that has been reported to them. The workaround is to book the exams separately. Please note that combined exams are a single exam and not impacted by this issue.

Use of Work Computers

If you are using a work computer, confirm that you are able to administer the computer so as to disable applications, antivirus, and firewalls running on the computer? If not, we recommend you use a home computer, or take your exam at a test center.

Tips:

Here are a few tips you should know before you sit for your OnVUE online proctored exam:

- Visit the [OnVUE online proctored portal](#)
- Since OnVUE testing is available nearly 24 hours a day, when you schedule your exam, be sure to note whether you've chosen a.m. or p.m. (e.g., 12:00 a.m. midnight or 12:00 p.m. midday)
- Your computer needs a webcam, microphone, and sufficient internet speed to satisfy system requirements
- These exams are taken seriously, so please prepare your room as if it was a live test center
- The exam must be taken in a walled room, with a closed door and without distractions; this also means that if there are others in your home/office, they must not interrupt you during your exam
- Do not leave the room during your exam; your exam will be terminated
- To secure the integrity of these exams, no breaks will be allowed during the entirety of your exam

More information:

- [Visit The Open Group Online Proctored Exams information page](#)
- [View the How to take an OnVUE Exam Tutorial](#)
- [Visit the Pearson VUE OnVUE page](#)

Appendix E – Finding your Candidate ID

The Open Group may ask you for your Candidate ID. This is a unique ID used for exams across all of The Group programs.

It is assigned to an individual when they create a web account for The Open Group.

To create a web account, visit <https://www.opengroup.org> and select *Login* (usually located on the top right).

Once an account has been created Candidate ID details are then available at: <https://www.opengroup.org/account-information>.