

The Power of Distributed Verifiers in Interactive Proofs

Moni Naor*

Merav Parter[†]

Eylon Yogev[‡]

Abstract

We explore the power of interactive proofs with a distributed verifier. In this setting, the verifier consists of n nodes and a graph G that defines their communication pattern. The prover is a single entity that communicates with all nodes by short messages. The goal is to verify that the graph G belongs to some language in a small number of rounds, and with small communication bound, i.e., the proof size.

This interactive model was introduced by Kol, Oshman and Saxena (PODC 2018) as a generalization of non-interactive distributed proofs. They demonstrated the power of interaction in this setting by constructing protocols for problems as Graph Symmetry and Graph Non-Isomorphism – both of which require proofs of $\Omega(n^2)$ -bits without interaction.

In this work, we provide a new general framework for distributed interactive proofs that allows one to translate standard interactive protocols (i.e., with a centralized verifier) to ones where the verifier is distributed with a proof size that depends on the computational complexity of the verification algorithm run by the centralized verifier. We show the following:

- Every (centralized) computation performed in time $O(n)$ on a RAM can be translated into three-round distributed interactive protocol with $O(\log n)$ proof size. This implies that many graph problems for sparse graphs have succinct proofs (e.g., testing planarity).
- Every (centralized) computation implemented by either a small space or by uniform NC circuit can be translated into a distributed protocol with $O(1)$ rounds and $O(\log n)$ bits proof size for the low space case and $\text{polylog}(n)$ many rounds and proof size for NC.
- We show that for Graph Non-Isomorphism, one of the striking demonstrations of the power of interaction, there is a 4-round protocol with $O(\log n)$ proof size, improving upon the $O(n \log n)$ proof size of Kol et al.
- For many problems, we show how to reduce proof size below the seemingly natural barrier of $\log n$. By employing our RAM compiler, we get a 5-round protocol with proof size $O(\log \log n)$ for a family of problems including Fixed Automorphism, Clique and Leader Election (for the latter two problems we actually get $O(1)$ proof size).
- Finally, we discuss how to make these proofs non-interactive *arguments* via random oracles.

Our compilers capture many natural problems and demonstrate the difficulty in showing lower bounds in these regimes.

*Department of Computer Science and Applied Mathematics, Weizmann Institute of Science Israel. Supported in part by a grant from the Israel Science Foundation (no. 950/16). Incumbent of the Judith Kleeman Professorial Chair.

[†]Department of Computer Science and Applied Mathematics, Weizmann Institute of Science Israel. Supported in part by grants from the Israel Science Foundation (no. 2084/18)

[‡]Department of Computer Science, Technion, Haifa, Israel. Supported by the European Union's Horizon 2020 research and innovation program under grant agreement no. 742754.

Contents

1	Introduction	1
1.1	Our Results	3
1.2	Below the $O(\log n)$ -Regime	5
1.3	Related Work	6
2	Our Techniques	6
2.1	The RAM Program Compiler	6
2.2	Asymmetry and Graph Non-Isomorphism	9
2.3	A Compiler for Small Space and Low Depth	10
2.4	Below the $\log n$ Barrier	11
3	Definitions	14
3.1	Interactive Proofs with a Distributed Verifier	14
3.2	Limited Independence	15
3.3	Graph Definitions	15
4	A RAM Program Compiler	16
4.1	SEEQUALITY \in dAM[$O(\log n)$]	16
4.2	Distinctness	19
4.3	The Compiler	20
5	Graph Asymmetry and GNI	23
5.1	Graph Non-Isomorphism	27
6	Compilers for Small Space and Low Depth Verifiers	28
6.1	A Compiler for All NC Computation	30
7	Below the $\log n$ Barrier	31
7.1	Tool 1: Constructing a Rooted Tree	31
7.2	Tool 2: Proofs that Grow with the Degree.	33
7.3	Tool 3: Decomposition into Blocks	34
7.4	Tool 4: Set Equality via Super Protocols	35
7.5	DSYM, CLIQUE and More	37
8	Extension and Open Problems	38
8.1	Argument Labeling Systems	38
8.2	Open Questions	40

1 Introduction

That rug really tied the room together.

Big Lebowski, Coen Brothers, 1991

Interactive proofs are an extension of non-determinism and have become a fundamental tool in complexity theory and cryptography. Their development has led us, among others, to the exciting notions of zero-knowledge proofs [GMR89, GMW91] and probabilistically checkable proofs (PCPs).

An interactive proof is a protocol between a randomized verifier and a powerful but untrusted prover. The goal of the prover is to convince the verifier regarding the validity of a statement, usually stated as membership of an instance x to a language \mathcal{L} . The two main requirements of the protocol are *completeness*: a verifier should accept with high probability (or probability one if we want perfect completeness) a true statement if the prover is honest, and *soundness*: if the statement is false, then for any dishonest (unbounded) prover participating in the protocol the verifier should reject with high probability (over its internal random coins). In the classical case, the prover is computationally all powerful and the verifier runs in polynomial time. One of the first striking results was the [GMW91] one-round protocol for Graph Non-Isomorphism (GNI). Later, in a celebrated result, interactive proofs were proved to be very powerful, allowing for efficient verification of any language in PSPACE with a polynomial verifier [LFKN92, Sha92].

Interactive proofs are primarily concerned with verifiers that are computationally bounded, but are relevant for verifiers with any sort of limitation (e.g., finite automata [DS92, Con92]). They have been studied in other settings such as communication complexity [BFS86, GPW18] and their connection to circuit complexity [KW90, AW09, Wil16] and property testing [RVW13, GR18]. Of particular interest to us are interactive proofs for graph problems in P with a presumably weaker verifier (e.g., in NC or SC) [GKR15, RRR16] and a polynomial prover (i.e., prover restricted to polynomial computation). Our results however also capture problems that go beyond P.

One schism in interactive proofs is whether the verifier has some private coins where the prover does not get to see them (as in the original [GMR89]) or if all coins are public (as in [BM88]), usually denoted with AM for Arthur-Merlin. Goldwasser and Sipser [GS89] gave a compiler for converting private-coins into public-coins that is applicable for polynomial-time verifiers. When applied to the protocol of [GMW91] for Graph Non-isomorphism it yields a two-round public-coins (AM) protocol for showing that two graphs are *not* isomorphic.

In this work, we study interactive proofs where the verifier is a *distributed system*: a network of nodes that interact with a single untrusted prover. The prover sees the entire network graph while each node in the network has only a *local* view (i.e., sees just its immediate neighbors) in the graph. The goal of the prover is to convince the nodes of a *global* statement regarding the network and an input that is distributed along the nodes (the precise definition of the model is given next). The two main complexity measures of the protocol (which we aim to minimize) are the number of rounds of the protocol, and the communication complexity. In this context, we ask:

What is the power of interactive proofs with a distributed verifier?

Interactive Proofs with a Distributed Verifier. The notion of interactive proofs with a distributed verifier was introduced recently by Kol, Oshman and Saxena [KOS18] as a generaliza-

tion of its non-interactive version known as “distributed NP” proofs (in its various versions, e.g., [KKP10, GS16, FKP11]).

There are n computation units called nodes, which are connected via a communication pattern defined by a graph G . There is a language L . An input to the language consists of the communication graph G and an additional input that is distributed among the nodes of the network. A protocol in this model proceeds in rounds in which nodes exchange (short) messages with the prover as well as with their neighbors in the graph. In each round, a node u sends the prover a random challenge R_u (that is, we consider here only public-coin protocols). Then, the prover responds by sending each node u a message Y_u . Then, the nodes can exchange their proof Y_u with their immediate neighbors in the network.

The prover wishes to convince the verifier that the input belongs to the language L . At the end of the protocol each node decides whether to accept the proof. The nodes are assumed to be computationally unbounded (though, in our protocols they are efficient). The completeness property of the protocol requires that if the input is in L then all nodes must accept. The soundness property requires that if the input is not in L then there exists at least one node in the network that rejects.

Besides the number of rounds, which is an important complexity measure, we are interested in the total communication between the prover and the network. We say that the protocol has *proof size* $f(n)$ if the total communication between the prover and a single node in the network is bounded by $f(n)$. See Section 3.1 for a more formal definition.

A simple example for a “distributed NP” proof is 3-coloring of a graph: the prover gives each node in the graph its color, and nodes exchange colors with their neighbors to verify the validity of the coloring. In such a case, we say that the proof size is a constant (each color can be described using two bits).

Note that in the distributed interactive setting, a proof size of n^2 bits is a trivial upper bound for all graph problems (i.e., problems where the input is only the graph). The prover sends the entire graph to each node. Since the nodes are computationally unbounded, they only need to check consistency of the graph with the local view, and then verify that the graph is in the language. Thus, the goal is to construct protocols with proof size much smaller than n^2 .

The Work of Kol et al. Korman et al. [KKP10] introduced the non-interactive version of the model as “proof labeling schemes” and showed that there are many problems for which a short distributed proof exists. Other problems (see also e.g., [GS16]) require proofs with $\Omega(n^2)$ bits, and thus cannot be distributed in any non-trivial manner. Since, there has been a long line of research on the power of distributed proofs focusing on different notions of “proof” [BFP15, GS16, FFH16] (we further discuss these works in Section 1.3).

Kol et al. [KOS18] took an important step towards understanding the power of interaction in distributed proofs. As an analog to the class AM (Arthur-Marlin), they defined the class $dAM[f(n)]$ to contain all n -vertex graph problems that admit a two-message protocol where the communication between the prover and each node in the network is bounded by $f(n)$. As in AM, the protocols in this class must be “public-coin”, that is, the node’s messages to the prover are simply independent random bits (no other randomness is allowed). The class $dMAM[f(n)]$ is defined similarly for three-message protocols (and so forth). In general, we denote by $dIP[r, f(n)]$ protocols with r rounds and communication complexity bounded by $f(n)$.

Their main positive results are for two problems SYM and GNI which have an $\Omega(n^2)$ -bit lower

bound in the non-interactive setting [GS16]. In the problem of SYM, the network should decide whether the network graph has a non-trivial automorphism. In GNI problem, the goal is to decide whether G_0 is not isomorphic to G_1 where both are part of the communication graph: each node gets an additional input which of its neighbors belongs to G_0 and which to G_1 .¹ Specifically, they show that $\text{SYM} \in \text{dMAM}[O(\log n)]$ and that $\text{GNI} \in \text{dAMAM}[O(n \log n)]$. This is a huge improvement over the $\Omega(n^2)$ lower bound for the non-interactive version of this problem. In contrast, they show an (unconditional) lower bound for the SYM problem for *two*-message protocols: if $\text{SYM} \in \text{dAM}[f(n)]$ then $f(n) \in \Omega(\log \log n)$.²

1.1 Our Results

As our key contribution, we provide general compilers for distributed interactive proofs that allows one to translate standard interactive protocols (i.e., with a centralized verifier) to ones where the verifier is distributed. In our all results, the proof size of the compiled protocol depends on the *computational complexity* of the centralized verification algorithm of the protocol.

General Compiler for RAM-Verifiers. Our first result concerns a RAM-verifier (i.e., where the verification algorithm runs a RAM machine). We show a general compiler that takes any r -protocol with a RAM-verifier with verification complexity τ (i.e., the time complexity of the verification algorithm is τ operations over words on length $\log n$) and transforms it into an $(r + 2)$ -round distributed interactive protocol with proof-size $(\tau \log n)/n$. Specifically, for a verifier that runs in time $O(n)$ a $\text{dIP}[r + 2, O(\log n)]$ distributed protocol.

Theorem 1. *Let $\pi \in \text{IP}$ be an r -round public-coin protocol for languages of n -vertex graphs where the verifier is a RAM program with running time τ . Then $\pi \in \text{dIP}[r + 2, O(\tau \log n/n)]$. In particular, if $\pi \in \text{NP}$ and the verifier runs in time $O(n)$, then $\pi \in \text{dMAM}[O(\log n)]$.*

The benefit of this compiler is in its generality: the transformation works for any problem while paying only in the running-time of the verifier. This benefit is particularly useful when the graph is sparse. For instance, it is possible to verify whether a graph is planar in $\text{dMAM}[O(\log n)]$ using the linear time algorithm for planarity [HT74]. Any other linear time algorithm on sparse graphs can be applied as well. As we will see next, we use this compiler as a basic building block in many of our protocols. It is used for protocols for *dense* graphs and even used for protocols that achieve proof size *below* the $\log n$ regime. One of the most notable examples of the usefulness of this compiler is for the problems of graph non-isomorphism and related variants.

Graph Non-Isomorphism with $O(\log n)$ -bit Proofs. We combine our linear-RAM compiler with the well-known public-coin protocol for GNI [GS89, GMW91]. We can apply the compiler as a black-box to this protocol. The communication complexity and the running time of the verifier in this protocol is linear *in the size of the graph* (i.e., n^2). Thus, applying our compiler immediately yields that $\text{GNI} \in [O(n \log n)]$ which matches the result of [KOS18] for the same problem.

¹In [KOS18] they considered of the GNI problem where the communication graph is G_0 and G_1 is given as input to the nodes where each node gets its neighbors in G_1 . See a further discussion in Section 2.2.

²The authors of [KOS18] also reported an improvement to $\Omega(\log n)$ in an Interactive Complexity workshop at the Simon's Institute, see [Osh18].

To achieve the desired bound of $O(\log n)$ proof-size, we will not use the compiler as a black-box. Instead, our strategy is based on first reducing the problem to one that is verifiable in linear-time (in the number of vertices) using $O(\log n)$ -bits of proofs. Then in the second phase, we will apply the RAM-compiler on this reduced problem, using proofs of size $O(\log n)$ -bit again. Our end result is a $dAMAM[O(\log n)]$ protocol for GNI, an exponential improvement over Kol et al. In contrast, for proof labeling schemes there is an $\Omega(n^2)$ lower bound [GS16].

Theorem 2. $GNI \in dAMAM[O(\log n)]$.

One of the tools used for the compiler is a protocol for the permutation problem PERMUTATION. Here, each node has a value π_i , and we need to verify that these values form a permutation over $\{1, \dots, n\}$. We give a dAM protocol for this problem using proofs of size $O(\log n)$. This problem was posted as an open problem by the authors of [KOS18].³

Theorem 3. $PERMUTATION \in dAM[O(\log n)]$.

Compilers for small space and low depth verifiers. If we allow even more rounds of communication, then we can capture a richer class of languages, leveraging the protocols of Goldwasser, Kalai and Rothblum [GKR15] and Reingold, Rothblum and Rothblum [RRR16]. The work of [GKR15] shows that any computation in “uniform NC” (circuits of polylog depth, polynomial size, and unbounded fan-in) have an interactive protocol where the verifier runs in (almost) linear time. Similarly, the work of [RRR16] shows that any low-space computation has an interactive protocol where the verifier runs in (almost) linear time.

One might be tempted to apply the RAM-compiler to the verifier of these protocols. However, the verifier is linear *in the input size*, and the input is the whole graph which is of size n^2 . Thus, this would yield a distributed protocol with proof-size at least $O(n \log n)$.

Instead, we observe that verifier in both works can be split into two parts. The first part is *sublinear* in the input size, and we run the RAM-compiler only on this part. The second (and computationally heavy) part performed by the verifier is interpreting the input as a function and evaluating its low degree extension at a random point. We show how a specific distributed protocol for implementing this part with small proofs. See more details in Section 6.

The result is that if a language is captured by one of the above protocols (that is, deciding the language can be done in either low-depth or low-space), then there is an efficient distributed protocol for the language.

Theorem 4. *Let L be a language.*

1. *There exists a constant δ such that if L can be decided in time $\text{poly}(n)$ and space $S = n^\delta$ then $L \in dIP[O(1), O(\log n)]$.*
2. *If L is in uniform NC then $L \in dIP[\text{polylog}(n), \text{polylog}(n)]$.*

As a consequence, we get that verifying that a tree is a minimal spanning tree (MST). One can verify that a tree is a MST by a centralized algorithm with small space. Thus, we get that $MST \in dIP[O(1), O(\log n)]$. Without interaction, there is a matching upper bound and lower bound of $O(\log n \log W)$, where W is an upper bound on the weights [KK07].

³The problem was posed in the Interactive Complexity workshop at the Simon’s Institute [Osh18].

1.2 Below the $O(\log n)$ -Regime

At this point, there is still a gap between our results mentioned above and the $\Omega(\log \log n)$ lower bound of [KOS18]. One reason for this gap is that constructing protocols with $o(\log n)$ proofs seems quite hard. The prover is somewhat limited as operations such as pointing a neighboring node, counting, specifying a specific node ID, all require $\log n$ bits.

Perhaps surprisingly, we show that using our RAM compiler with additional rounds of interaction can lead to an exponential improvement in the proof size for a large family of graph problems. Obtaining these improved protocols calls for developing a new infrastructure that can replace the $O(\log n)$ -primitives (i.e., with a logarithmic proof size) with an equivalent $O(\log \log n)$ -primitives (e.g., verifying a spanning tree). While these do not yield a full RAM compiler, they are indeed quite general and can be easily adapted to classical graph problems. Two notable examples are DSym and problems that can be verified by computing an aggregate function of the vertices.

The DSym problem is similar to the Sym problem except that the automorphism is fixed and given to all nodes. This problem was studied by [KOS18] where they showed that $\text{DSym} \in d\text{AM}[O(\log n)]$ but any distributed NP proof for it requires a proof of size $\Omega(n^2)$. We show that using a five message protocol we can reduce the proof size to $O(\log \log n)$:

Theorem 5. $\text{DSym} \in d\text{MAMAM}[O(\log \log n)]$.

Depending on the problem, our techniques can be used to get even smaller proofs. In particular, if the aggregate function is over constant size elements, then the proof be of constant size. For example, we show that the CLIQUE problem can be solved using a proof of size $O(1)$ in only three rounds. In contrast, without interaction, there is an $\Omega(\log n)$ lower bound [KKP10].

Corollary 1. $\text{CLIQUE} \in d\text{MAM}[O(1)]$.

For instance, we show a $d\text{MAM}[O(1)]$ protocol for proving that the graph is *not two-colorable*. This is in contrast to non-interactive setting [GPW18] that requires $\Omega(\log n)$ bits for this problem. Another interesting example is the “leader election” problem where it is required to verify that exactly one node in the network is marked as a leader. As this problem can also be cast as an aggregate function of constant sized element, we get:

Corollary 2. $\text{LEADERELECTION} \in d\text{MAM}[O(1)]$.

Argument Labeling Schemes. Can the interaction be eliminated? The simple answer for that is *no!* We have observed by now several examples where a few rounds of interactions break the non-interactive lower bounds (e.g., for Symmetry and GNI). However, this does not seem to be the end of the story. In the centralized setting, there are various techniques for eliminating interaction from protocols, especially public-coins ones. A “standard” such technique is the Fiat-Shamir transformation or heuristic that converts a public-coins interaction to one without an interaction. Here, we assume that parties have access to a *random oracle* and that the prover is computationally limited: it can only perform a bounded number of queries to the random oracle. In such a case, we end up with an “argument” system rather than with a “proof” system. In an argument system proofs of false statements *exist*, but it is computationally hard to find them. Therefore, such protocols do not contradict the lower bounds for proof labeling schemes. We call such a protocol an “argument labeling scheme”. These systems can have significant savings in distributed verification systems. More details are in Section 8.

1.3 Related Work

The concept of distributed-NP is quite broad and contains (at least) three frameworks. This area was first introduced by Korman-Kutten-Peleg [KKP10] that formalized the model of proof-labeling schemes (PLS). In their setting, communications are restricted to happen exactly once between neighbors. A more relaxed variant is *locally checkable proofs* (LCP) [GS16] introduced by Göös and Suomela which allows several rounds of verification in which nodes can also exchange their inputs. The third notion which is also the weakest is the *non-deterministic local decision* (NLD) introduced by Fraigniaud-Korman-Peleg [FKP11]. In NLD the prover cannot use the identities of the nodes in its proofs, that is the proofs given to the nodes are oblivious to their identity assignment.

We note that when allowing prover-verifier interaction some of the differences between these models disappear. At least in the $O(\log n)$ -proof regime, using more rounds of interactions allows the nodes to send their IDs to the prover, and the prover can use these IDs in its proofs. Our protocols with $o(\log n)$ -bit proofs are not based on the actual identity assignment, but rather only on their port ordering.

Prior to the distributed interactive model of [KOS18], Feuilloley, Fraigniaud and Hirvonen [FFH16] considered the first interactive proof system which consists of three players: a centralized prover, a decentralized disprover and a distributed verifier (the network). This model gives considerably more power to the verifier as it can get some help from the strong disprover. [FFH16] showed that such interaction between a prover and a disprover can considerably reduce the proof size. The most dramatic effect is for the nontrivial automorphism problem which requires $\Omega(n^2)$ bits with no interaction, but can be verified with $O(\log n)$ bits with two prover-disprover rounds.

Very recently, Feuilloley et al. [FFH⁺18] considered another generalization of [KOS18] where instead of allowing several rounds of interaction between the prover and the verifier, they allow several *verification* rounds. That is, the prover gives each node a proof at the first round, it then disappears, and the nodes continue to communicate for t many rounds. They showed that for several “simple” graph families such as trees, grids, etc. every proof labeling with k bits, can be made an k/t -bit proof when allowing t verification rounds. Note that our distributed protocols can simulate such a scheme, but since our protocols use a small number of interactive rounds, the reduction in the proof size that we get from the framework of [FFH⁺18] is negligible.

2 Our Techniques

2.1 The RAM Program Compiler

Many non-interactive distributed proofs (known as “proof labels”) [KKP10] are based on the basic primitive of verifying that a given marked subgraph is a spanning tree [AKY97]. In particular, in most of these applications, the subgraph itself is given as part of the proof to the nodes (i.e., a vertex u gets its parent $\text{parent}(u)$). I.e., the prover computes a spanning tree for the vertices to facilitate the verification of the problem in hand (e.g., cliques, leader election, etc.). Indeed, throughout we will use the prover to help the network compute various computations to facilitate the verification of the problem at hand. We start by briefly explaining the proof labeling of spanning trees, which becomes useful in our compiler as well.

A Spanning Tree. The proof contains several fields, which will be explained one by one along with their roles. The first field in the proof given to u is its parent in the tree $\text{parent}(u)$. This is indicated by sending u the port number that points to its parent. Let T be the graph defined by the $\text{parent}(u)$ pointers. We must verify that T is indeed a tree (i.e., contains no cycles) and that it spans G . To verify that there are no cycles, the second field in the proof of u contains the distance to the root in the tree, $d(u)$. The root should be given distance 0, and each node u verifies with its parent in the tree that $d(u) = d(\text{parent}(u)) + 1$. If there is a cycle in T , then no value for $d(u)$ can satisfy this requirement for all nodes on the cycle. Finally, to be able to verify that T spans G , the third field in the proof is the ID of the root. Nodes verify with their neighbors that have the same root ID. If T does not span G then there must be two trees with two different roots. Since the graph is connected, there must be an edge from one tree to the other which will spot the inconsistency of the root IDs.

The tree is used as a basic component in many protocols as it allows summing values held by each node (or computing other aggregative functions). For example, suppose we want to compute $\sum_u x_u$ where x_u is some number that is known to the node u . Let T_u be the subtree of T rooted at u . We can use the prover to help us in this computation. Since the prover is untrusted, we will also need to verify this computation. This is done as follows. The prover sends u the value $X_u = \sum_{v \in T_u} x_v$, the sum of the x_u values in the subtree T_u . Then, u verifies that X_u is consistent with the values given to its children in the tree. That is, $X_u = x_u + \sum_{i \in [k]} x_{v_i}$ where v_1, \dots, v_k are its children (the leaves have no children). If all values are consistent, then we know that the root r of the tree has the desired value $X_r = \sum_{u \in G} x_u$. We call such a procedure “summing up the tree” as it will be useful later on in different contexts.

A Reduction to Set Equality. Our main observation is that obtaining a general RAM compiler translates into a specific problem of Set Equality. Let π be a standard interactive protocol (with a centralized verifier). We construct a distributed protocol π' as follows. First, we let the prover compute a spanning tree T of the graph as described above, and assign IDs in the range of 1 to n for the nodes in the graph. The correctness of the spanning tree computation is verified by the labeling schemes described above. We later describe how to also verify the correctness of the consecutive IDs in $[1, n]$. We will also solve this by a reduction to set equality.

The high level idea is to use the fact that the protocol is public-coin, and thus allows the prover to run the centralized verifier on its own. We now need the prover to convince the network that it simulated the verification algorithm correctly. For that purpose, the verification of the RAM computation made by the prover is distributed among the n nodes. Since the centralized RAM program consists of $O(n)$ steps, each vertex can be in charge of *locally* verifying a constant number of steps in this program. To verify that the computation is correct *globally*, we will reduce the problem to Set Equality.

We now explain it in more details. Let u_1, \dots, u_n be the nodes ordered by their assigned IDs. Given this ordering, we can split the communication between the prover and verifier in π to equally sized parts where node i is responsible for communicating and storing the responses of the i^{th} chunk of the messages. Since π is a public coin protocol, the messages to the prover from each node are simply random coins. Finally, we need to simulate the verifier of π by a distributed protocol. We assume that the verifier is implemented by a RAM program.

Consider a RAM program C . An execution of C can be described as a sequence of read and write instructions to a memory with $\text{poly}(n)$ cells, where each operation consists of a short

local state s and a triplets (v, a, t) where v is the value (value read from memory or written to memory), a is the address in the memory, t is the timestamp of memory cell (i.e., when it was last changed). We set the size of a cell to be $\log n$ bits such that each tuple the state s and the triplets (v, a, t) can be represented by $O(\log n)$ bits.

Let R be the set of all read triplet operations and let W be the set of all write triplet operations. Note that in general, it might be that $R \neq W$, e.g., if a cell is written once but read multiple times. Following the steps of [BEG⁺94] in the context of memory checking, we can transform any program into a *canonical form* where $R = W$ while paying only a constant factor in the running time. We assume from hereon that C is given in this canonical form. Thus, we have that R and W describe an honest execution of the program if and only if $R = W$.

With this in mind, we can design the final step. Let τ be the running time of verifier V . The prover runs the verifier and writes the list of triplets and local states of the program C . Each node is responsible for τ/n steps of the program, and the prover divides the triples and states of each instruction to the nodes. Each node that is responsible of step i verifies that the states and triples are consistent with the instructions of step i in the program C . What the node cannot verify locally is that the values read from the memory are consistent with the program. That is, we are left to verify is that the two sets R and W defined by the triplets are equal (as multisets). That is, we need a protocol for the problem SETEQUALITY.

A Protocol for Set Equality. As we have shown a protocol for Set Equality is the basis for the compiler. This protocol is used for other problems as well, and we describe it in its generality. Assume each node has an input a_i and b_i where a_i, b_i are $O(\log n)$ long bit strings, and let $\mathcal{A} = \{a_i : i \in [n]\}$ and similarly $\mathcal{B} = \{b_i : i \in [n]\}$. We want to verify that $\mathcal{A} = \mathcal{B}$ as multisets. We will describe here a dMAM[$O(\log n)$] protocol for this problem, which captures the mains ideas. In Section 4.1 we show how this protocol can be compressed to two messages (dAM[$O(\log n)$]), and we also show how to support each node holding two *lists* of up to n elements (instead of single elements a_i and b_i).

In the first message, we let the prover compute a spanning tree T of the graph along with a proof as described above. Then, to check that $\mathcal{A} = \mathcal{B}$ we define a polynomial $P_{\mathcal{A}}(x)$ and $P_{\mathcal{B}}(x)$ over a field \mathbb{F} of size n^3 as follows:

$$P_{\mathcal{A}}(x) = \prod_{u \in V} (a_u - x), \text{ and } P_{\mathcal{B}}(x) = \prod_{u \in V} (b_u - x).$$

As we show in the analysis, it holds that $\mathcal{A} = \mathcal{B}$ if and only if $P_{\mathcal{A}} \equiv P_{\mathcal{B}}$. Moreover, since the polynomials are of low degree compared to the field size (n vs. n^3) in order to check if they are equal, it suffices to compare them on a random field element (if the two polynomials are different they can agree on at most n element in the field).

We let the root of the tree T sample a random field element $s \in \mathbb{F}$, and send it to the prover. The prover sends s to all nodes of the graph. Nodes compare s with their neighbors to verify that everyone has the same element s . Then, we are left with evaluating the two polynomials $P_{\mathcal{A}}(s)$ and $P_{\mathcal{B}}(s)$. To compute these polynomials, we use a spanning tree T , and compute them “up the tree”. We let the prover give each node u the evaluation of the polynomials on the subtree T_u , that is, $A_u = \prod_{u \in T_u} (s - a_u)$ and $B_u = \prod_{u \in T_u} (s - b_u)$. Nodes check consistency with their children in the T to assure that all partial evaluations are correct. That is, they check that

$$A_u = a_u \cdot \prod_{i \in [k]} A_{v_i}, \text{ and } B_u = b_u \cdot \prod_{i \in [k]} B_{v_i}$$

where v_1, \dots, v_k are the children of u in the tree. Finally, the root r of the tree holds the two complete evaluations of polynomials $A_r = P_{\mathcal{A}}(s)$ and $B_r = P_{\mathcal{B}}(s)$ and verifies that $A_r = B_r$. If all verifications pass then, we know that with high probability $\mathcal{A} = \mathcal{B}$.

Assigning IDs. In the description above we assumed that unique IDs in the range of 1 to n are honestly generated. We show that this assumption is without loss of generality. Let the ID of node i be a_i . Each node verifies that $a \leq a_i \leq n$ (n is known to all nodes). We want to verify that the a_i are all distinct. That is, we want to verify that the a_i 's are a permutation of $[n]$. This is also called the PERMUTATION problem.

This is solved by reducing it to the Set Equality problem. Each node i sets $y_i = a_i + 1 \pmod n$. Let $\mathcal{A} = \{a_i : i \in [n]\}$ and $Y = \{y_i : i \in [n]\}$. Our key observation here is that the a_i 's are distinct if and only if $\mathcal{A} = Y$. Thus, we run the set equality protocol on \mathcal{A} and Y . Note that this can be performed in parallel to the compiler's protocol, and thus does not add to the round complexity.

2.2 Asymmetry and Graph Non-Isomorphism

As we mentioned, the problem of GNI has different interpretations in the distributed model (since the problem involves two graphs where in the distributed setting we have only one). Thus, we focus on the problem of Asymmetry (ASYM)- proving that the graph has *no* non-trivial automorphism. This problem captures all the technical difficulties of GNI and the protocol for ASYM can be easily modified to capture GNI as well.

We first give a short description of a *standard* (centralized) interactive protocol for ASYM which is a simple adaptation of the public-coin protocol for graph non-isomorphism [GS89, GMW91] (see also [BM88]). From here on we denote this protocol by the "GNI protocol". Then we show how to transform it to a distributed protocol.

Let S be the set of all graphs that are isomorphic to G . That is, $S = \{G' : G \cong G'\}$. The main observation of the GNI protocol which follows here directly is that if G has no (non-trivial) automorphism then $|S| = n!$ while if G does have an automorphism then $|S| \leq n!/2$. Thus, the focus of the protocol is on estimating the size of S .

The verifier samples a hash function $g: \{0,1\}^{n^2} \rightarrow \{0,1\}^\ell$, where ℓ is roughly $n \log n$ and sends it to the prover. The prover seeks for a graph $G' \in S$ such that $g(G') = 0^\ell$. The main observation is that the probability that such a graph G' exists is higher when S is larger which allows the verifier to distinguish between the cases of S . That is, the verify will accept if $g(G') = 0^\ell$.

Let us begin with an immediate solution for sparse graphs. Suppose that the graph G is sparse (has $O(n)$ edges) and thus can be represented by $O(n \log n)$ bits. One can observe that in this case the total communication of the "GNI protocol" is linear in the input size, that is, $O(n \log n)$ and thus can be distributed among the nodes such that each node gets $O(\log n)$ bits. Finally, the verifier is required to compute the hash function $g(G')$. We need a very fast (linear-time) pairwise hash function for this. Luckily, Ishai et al. [IKOS08] (see Corollary 3) constructed such a hash function that can be computed in $O(n)$ operations over words of size $O(\log n)$. Thus, applying our RAM compiler with this hash function gives a dAMAM[$O(\log n)$] protocol for the problem: the first message is sending g and messages 2-3 are sending G' and verifying that $g(G') = 0^\ell$.

The protocol above of course works only for sparse graphs as they had a small representation. While graphs, in general, have a representation of size roughly n^2 , since the size of the set S is at most $n!$, any graph in S can be indexed to have size n^2 . Thus, we want to hash the set S using a hash function h to a set S' such that $|S| = |S'|$ and each element in S' is represented using $O(n \log n)$ bits. While this approach is simple, it has a major caveat: computing $h(G)$ is precisely the task we wished to avoid! However, there is a significant difference: the function g had exactly $\ell \approx n \log n$ bits of output where h has $cn \log n$ for a large constant c . This slackness in the constant lets us compose a particular hash function h that can be computed locally. Then, we will apply g to the smaller elements of S' and compute it using the RAM compiler as before. Together, we will verify that $g(h(G')) = 0^\ell$.

In more details, our hash function h will be composed of n hash functions. Each node u chooses a seed for an ϵ -almost-pairwise hash function

$$h_u: \{0, 1\}^{n^2} \rightarrow \{0, 1\}^{3 \log n}$$

where $\epsilon = 1/n$. The seed length of h_u is $O(\log n)$ bits. Let h_1, \dots, h_n be the n chosen hash function ordered by the index of the nodes. Let $G = x_1, \dots, x_n$ where $x_i \in \{0, 1\}^n$ is the indicator vector for the neighbors of node i in G . Then, we define a hash function $h: \{0, 1\}^{n^2} \rightarrow \{0, 1\}^{3n \log n}$ as

$$h(G) = h_1(x_1) \circ \dots \circ h_n(x_n).$$

Using h we can define the set $S' = \{h(G) : G \in S\}$. It is easy to see that $|S'| \leq |S|$. The fact that h is locally computable means that it has a very bad collision probability. If two inputs differ only on a single bit, then the probability that they collide depend only on a single h_i which rather small compared to the total range of h . To show that there will be no collisions under S we exploit the specific properties of S . The key point is that S contains only graphs that are all isomorphic to each other and hence there are not many isomorphic graphs that differ only on a small part. This lets us bound the collision probability of two graphs as a function of their hamming distance k and union bound over the number of isomorphic graphs of distance k . We show that with high probability we have that $|S| = |S'|$ and thus we can apply the protocol for S' instead of S .

Graph Non-Isomorphism. The end result is a protocol for ASYM in $\text{dAMAM}[O(\log n)]$. In Section 5.1 we show how to adapt this protocol for GNI, where we assume that in the GNI problem formulation nodes can communicate on both graphs G_0 and G_1 . We note that while this improves upon the $\text{dAMAM}[O(n \log n)]$ of [KOS18], our protocol works only when the GNI problem is defined such that nodes can communicate on *both* graphs G_0 and G_1 . The protocol of [KOS18] also works on the definition GNI where only G_0 is the communication graph, and G_1 is given as input nodes. That is, each node u is given a list of its neighbors in G_1 but cannot communicate with them directly. This is not an issue when the proof complexity is $O(n \log n)$ as the prover can send each node u its neighbors in the graph G' . However, when restricting the communication size to $O(\log n)$ this raises many difficulties, which seem hard to overcome.

2.3 A Compiler for Small Space and Low Depth

We describe how to get a compiler for small space computation (Item 1 in Theorem 4). The primary tool behind the construction is the interactive protocol of Reingold, Rothblum and Rothblum [RRR16]. They show that for every statement that can be evaluated in polynomial time and

bounded-polynomial space there exists a constant-round (public-coin) interactive protocol with an (almost) linear verifier. This is an excellent starting point for us, as our RAM compiler is most efficient for linear verifiers.

There is a subtle point here, however. A linear-time in [RRR16] is with respect to the size of the graph, i.e., $m = O(n^2)$, whereas a linear time for our RAM compiler is with respect to the number of vertices n . To handle this, we first reduce the running time of the centralized verifier to $O(n)$ before applying our RAM compiler. Indeed, as already observed in [RRR16], the running time of the verifier can be made *sublinear* (e.g., m^δ for some small constant δ) if the verifier is given an *oracle access to a low degree extension of the input* (the input is the graph and possibly additional individual inputs held by each node). Our protocol will run the RAM-compiler on this sublinear version of the verifier while providing it this query access. Luckily, evaluating a point of a low degree extension of the input is a task that is well suited for a distributed system, as it is a linear function of the input and hence can be computed “up the tree” using the prover. Thus, the [RRR16] protocol can be compiled to a distributed one with a constant number of rounds and $O(\log n)$ proof size.

A protocol with the same properties is given by Goldwasser, Kalai and Rothblum [GKR15] in the context of low depth circuits (as opposed to small space). Let the class “uniform NC” be the class of all language computable by a family of $O(\log(n))$ -space uniform circuits of size $\text{poly}(n)$ and depth $\text{polylog}(n)$. They showed that any language computable by “uniform NC” there is a public-coin interactive protocol where verifier runs in time $\text{polylog}(n)$ given oracle access to a low degree extension of the input and the communication complexity is $\text{polylog}(n)$. Using the same approach as we did for the [RRR16] protocol, we can also compile this protocol to a distributed one with a polylogarithmic number of rounds and proof size.

2.4 Below the $\log n$ Barrier

To construct protocols with $o(\log n)$ proofs, we need to re-develop the basic “distributed NP” primitives only with a proof size in the required regime. Similar to the generality of the basic tree construction in distributed NP proofs, these tools are useful for many problems.

Constructing a Spanning Tree. We begin by showing how to compute a spanning tree in the graph using only $O(1)$ bits. We let the prover compute a BFS tree in the graph. However, the prover cannot even give a node u its parent $\text{parent}(u)$ in the graph, let alone prove its validity.

We take a different approach, using the specific properties of a BFS tree. If a node u is in level i in the BFS tree, then its neighbors are all in level $i - 1$, i or $i + 1$. Thus, we let the prover give each node its distance from the root modulo 3. This gives each node sufficient information to divide its neighbors into three groups: neighbors in the same level i as u , neighbors that are one level closer to the root, $i - 1$, and neighbors that are one level below, $i + 1$. The node u defines its parent $\text{parent}(u)$ to be its neighbors in level $i - 1$ with the minimal port number (all neighbors of each node u are ordered by an arbitrary port numbering that is known to the prover). This way, each node u has a defined parent $\text{parent}(u)$ in the graph, except if it had no neighbors of level $i - 1$ which means that it is the root.

Let T be the graph defined by $(u, \text{parent}(u))$. As in the standard proof labeling scheme for verifying a spanning tree, we first verify that T is a tree (has no cycles), and that verify that it is also spanning.

First, we verify that there are no cycles in T . Towards this end, we let each node u sample a uniform bit b_u and send it to the prover. Let P_u be the path in the tree that the prover computed from u to the root. The prover sends each node u the number $s(u) = \sum_{v \in P_u} b_v \pmod 2$, that is the sum of the b_v 's on the path from u to the root modulo 2. Nodes exchange this value with their parent in the tree. Each node u verifies that $s(u) = s(\text{parent}(u)) + b_u \pmod 2$. In the analysis, we show that if T contains a cycle, then with probability $1/2$ the nodes will reject (this happens when the sum of the b_u values on a cycle is odd).

By now, we know that T contains no cycles. However, it might still be the case that T is a forest. In such a case it will contain more than one root node. To eliminate this, we have the prover broadcast the value b_r where r is the root of the tree he computed. If there is more than one root in T , then with probability $1/2$ their b_r values will be different and therefore nodes will detect this inconsistency. This ensures that T has no cycles and a single root and thus it must be a spanning tree of G . Of course, the soundness can be amplified by standard (parallel) repetition.

A corollary of the constructing such a tree is that the root of the tree is a unique chosen node in the network. Thus, this protocol also solves the "Leader Election" problem (LEADERELECTION) with a constant size proof in 3-rounds.

Super Protocols. Our next step is to show how to run what we call "super protocols". A super protocol simulates a protocol with proof size $O(\log n)$ using only $O(\log \log n)$ bits, by making computation on a super graph H that contains $n/\log n$ super-nodes. The super graph is defined by decomposing the graph into blocks of size roughly $\log n$ such that each block will simulate a single node in the protocol. The benefit of this approach is that a block has a proof capacity of $O(\log n)$ by having each node get only a single bit. In other words, a super-node (that corresponds to the block of $\log n$ nodes) can be given a proof of size $O(\log n)$ in a distributed manner: giving a single bit proof for each of node in that block.

This brings along several challenges as no node knows the $O(\log n)$ proof, but rather it is distributed among several nodes. To be able to work with these "fragmented proofs" we will need to come up with a protocol that works on the super graph. Suppose a node u in the super graph H represents a block B . To simulate a local verification of u in the super graph H , we need all nodes B to cooperate to perform this verification. Towards this end, we will use the RAM compiler on a program C that performs the verification, but we run the compiler only on the block B , as if it was the entire graph. Since the size of the block is $n' = O(\log n)$ the cost of this compiler is only $O(\log n') = O(\log \log n)$! Furthermore, the node u performs consistency checks with its neighbors in H . Here again we use the RAM compiler, but on a graph that contains u and a child v of u . The graph of these two blocks is connected, and of size $O(\log n)$. This is carefully performed in parallel for all children v .

This was a very high-level overview, and we proceed with formally explaining how to defines the blocks and the corresponding super graph. The spanning tree T (whose construction was described before) is partitioned into *edge-disjoint* subtrees T_1, \dots, T_k , which we call *blocks*. The precise protocol for this decomposition is given in Section 7.3. The main point here is that at the end of the protocol, each node knows its neighbors within the block.

Using the block decomposition, we show how to reduce the proof size in the protocol for SETEQUALITY to $O(\log \log n)$, albeit at the expense of more rounds. The prover orders the nodes inside each block and sends each node its index i inside the block. Since the blocks are of size $O(\log n)$ the index i requires only $O(\log \log n)$ bits. To verify that the indexes are indeed a

permutation, we apply the permutation protocol described above. However, we run it on each block separately as if the block was the whole graph. Since each block is of size $n' = O(\log n)$ the final cost of this protocol within each block is only $O(\log n') = O(\log \log n)$!

We wish to run this protocol in *parallel* for all blocks in the graph. This works if the blocks *vertex disjoint*, however, the blocks we have are only *edge-disjoint*. Nodes that participate in several blocks will get a proof for each block which blows up the proof size. Instead, we show how such nodes get their proofs divided among the blocks. In the end, we are able to run the protocols in parallel without paying an additional cost for these nodes.

The next step of the SETEQUALITY protocol is to have the root choose a field element s described by $O(\log n)$ bits. Let r be the root of the tree T and let T_r be the block containing r . We let the *block* T_r to distributively choose s , where each node picks a single bit. The prover reconstructs s and can continue with the protocol. The main challenge now is that no individual node knows s , only the prover.

After s has been chosen and sent to the prover, the next step of the protocol is to compute the products $\prod_{u \in G} (s - a_u)$ and $\prod_{u \in G} (s - b_u)$ and verify that they are equal. First, we compute each product within a block. Let T_u be a block rooted at u , then we want the block to compute $a'_u = \prod_{u \in T_u} (s - a_u)$. Thus, we let the prover compute a'_u and send it to the block T_u . To verify this, we can the RAM compiler on the block for a program C that reconstructs s , computes $\prod_{u \in T_u} (s - a_u)$ and finally compares it to a'_u (and similarly for the b_u 's). Again, this is performed for all blocks in parallel and has a cost of $O(\log \log n)$ bits.

Each node u in the super graph H now has the value a'_u , and we verified that a'_u is indeed the product of all elements inside this block. Now, the prover computes the values $A_u = \prod_{u \in H_u} a'_u$ where H_u is the subtree of H rooted at u , and sends A_u to the block T_u (and similar for B_u). Now, node u needs to verify this value by computing the product of a'_v for all its children v_i .

We note that the block of u and its children blocks are connected. Assume for simplicity, that u has only a constant number of children blocks. Let G' be the graph that contains all these blocks. Then, we have that G' consists of $O(\log n)$ vertices. Thus, we run the RAM compiler on this graph, for a program C that on input all the values of the nodes, collects the bits of s and reconstructs it, then reconstructs A_u and A_{v_i} for all the children blocks, and verifies $A_u = a'_u \cdot \prod_i A_{v_i}$. The size of the graph is $O(\log n)$ and thus again running this will cost $O(\log \log n)$ bits.

This worked since we assumed that there are only a few child blocks. However, the number of such blocks, in general, might be large. In such a case, we compute $\prod_i A_{v_i}$ by computing them in pairs $A_{v_i} \cdot A_{v_{i+1}}$, such that for each pair the graph is always of size $O(\log n)$. This takes some delicate care of details. While this process is sequential and will take many iterations (as the number of children), we show how to parallel this using the prover.

There many technical challenges to make this plan go through and we refer the reader to Section 7 for the full details. The result is a five message protocol: first, the prover sends the tree (and it is verified in messages 2-3), then the network chooses s and then we run the RAM compiler in messages 3-5.

Once we have a protocol for SETEQUALITY using $O(\log \log n)$ bits of proof, we immediately get a protocol for DSym. In this problem, the nodes know a permutation π and need to verify that it is an automorphism. We simply run the SETEQUALITY protocol on the two sets of edges for G and $G' = \pi(G)$.

A Protocol for Clique $\in dMAM[O(1)]$. We describe a protocol for the clique problem, where the goal is to prove that the graph contains a clique of size K where K is known to all. The prover marks a clique of size K selects one of the nodes in the clique to be a leader. We run the leader protocol described above to verify that indeed a single leader is selected. Finally, each marked nodes verify that indeed $K - 1$ of its neighbors are marked and that one of them is the leader. This assures that there are exactly K marked nodes and that they form a clique.

3 Definitions

3.1 Interactive Proofs with a Distributed Verifier

Our definition follows the definition in [KOS18]. An interactive proof is a protocol between a verifier and a powerful prover, where the goal of the prover is to convince the verifier that $x \in L$ for some common instance x and language L . Usually, the verifier and prover are turning machines with different computational power. Here, we consider the case where the verifier is *distributed*.

Our model consists of a network of n computation units that communicate in synchronous rounds. The communication pattern between the units is defined by an n -vertex graph G . In addition, each node u may hold an additional input $I(u) \in \{0, 1\}^n$. Let I be the set of all inputs. Then, the graph G and the inputs I define an instance x , and the goal of the network is to determine if $x \in L$ for some language $\mathcal{L} \subset \mathcal{G} \times I$, where \mathcal{G} is a family of n vertex graphs and I is a set of inputs where $I(u)$ is the input of node u .

The network is equipped with an extra entity, \mathcal{P} , which we call the *prover*. This prover is connected to all the vertices in G and knows the entire input instance $\langle G, I \rangle$. Roughly speaking, the goal of this powerful prover is to convince the network that $x \in L$, where if $x \notin L$ we ask that the network will not be convinced no matter what the prover does. The prover knows the entire graph: it knows the ordering or the neighbors for each node u in the graph.

The Complexity Measures. Our primary goal in this paper is to minimize the bandwidth, that is, the size of messages sent in each round (within the network and also between the nodes and the prover). The total amount of messages sent is called the proof size (or proof complexity) of the protocol.

The class $\text{dIP}[r, \ell]$: Let \mathcal{L} be a language of graphs and inputs and let r, ℓ be two parameters. For a verifier \mathcal{V} and a prover \mathcal{P} we let $\langle \mathcal{V}, \mathcal{P} \rangle$ denote the protocol between them and we let $\mathcal{V}^{\text{out}}(u)$ be final output of the vertex u in the protocol. We say that $\mathcal{L} \in \text{dIP}[r, \ell]$ if there exists an r -round protocol (i.e., r messages) with verifier \mathcal{V} with the following properties:

1. **Completeness:** For every $\langle G, I \rangle \in \mathcal{L}$, there exist a prover \mathcal{P} such that for $\langle \mathcal{V}, \mathcal{P} \rangle$ it holds that $\Pr[\forall u, \mathcal{V}^{\text{out}}(u) = 1] > 2/3$.
2. **Soundness:** For every $\langle G, I \rangle \notin \mathcal{L}$ and every prover \mathcal{P}^* , we have for $\langle \mathcal{V}, \mathcal{P}^* \rangle$ it holds that $\Pr[\forall u, \mathcal{V}^{\text{out}}(u) = 1] < 1/3$.

The probabilities are taken over the random coins of the nodes of the distributed verifier \mathcal{V} in the protocol between the verifier and the prover $\langle \mathcal{V}, \mathcal{P} \rangle$.

When $r = 1$ and prover goes first, this is the standard notion of distributed proofs (or proof labeling schemes). When $r = 2$ the verifier sends the first message this is the analog of the AM calls and denoted as $\text{dAM}[\ell]$. Similarly, we define $\text{dMAM}[\ell]$ for three rounds and $\text{dAMAM}[\ell]$ for four messages and so on.

3.2 Limited Independence

A family of functions \mathcal{H} mapping domain $\{0, 1\}^n$ to range $\{0, 1\}^m$ is ϵ -almost pairwise independent if for every $x_1 \neq x_2 \in \{0, 1\}^n$, $y_1, y_2 \in \{0, 1\}^m$, we have

$$\Pr_{h \in \mathcal{H}} [h(x_1) = y_1 \wedge h(x_2) = y_2] \leq \frac{1 + \epsilon}{2^{2m}}.$$

Theorem 6. *There exists a family \mathcal{H} of ϵ -almost pairwise independent functions from $\{0, 1\}^n$ to $\{0, 1\}^m$ such that choosing a random function from \mathcal{H} requires $O(m + \log n + \log(1/\epsilon))$ bits.*

Circuits. Some of our results used the notions of a circuit. In this work, we consider circuits of constant fan-in and fan-out. The term “linear size” circuits refers to circuits whose size is linear in the sum of their input size and output size.

Linear Hash Functions. Ishai et al. [IKOS08] showed how to construct a pairwise independent hash function that can be computed by a linear-sized circuit. Specifically:

Corollary 3. [IKOS08, Follows from Theorem 3.3] *Let \mathbb{F} be a field of size n . There exists a family \mathcal{H} of pairwise independent hash functions from \mathbb{F}^n to \mathbb{F}^n such that choosing a random function from \mathcal{H} requires $O(n)$ field elements and evaluating any $h \in \mathcal{H}$ can be performed by an $O(n)$ -sized circuit with gates that operate over \mathbb{F} .*

Definition 1 (Aggregate Function). *We say that a function $f : \{0, 1\}^{n \times m} \rightarrow \{0, 1\}^n$ is an aggregate function if there exists a function $g : \{0, 1\}^{2n} \rightarrow \{0, 1\}^n$ such that $f(x_1, \dots, x_m) = y_m$ where $y_i = g(x_i, y_{i-1})$ for $2 \leq i \leq m$ and $y_1 = x_1$, and g is computable in $O(n)$ by a RAM program with operations over words of length $w = O(\log n)$.*

3.3 Graph Definitions

We usually denote the graph by $G = (V, E)$ where V is the set of vertices and E is the set of edges. We let $N(u) = N_G(u)$ denote the neighborhood of u in G . We also call the vertices in V nodes.

Definition 2 (Isomorphism). *We say that two graphs $G = (V, E)$ and $G' = (V', E')$ are isomorphic if there exists a bijection π between V and V' such that for any two nodes u, v it holds that $(u, v) \in E$ if and only if $(\pi(u), \pi(v)) \in E'$. We denote this by $G \cong G'$.*

Definition 3 (Automorphism). *A graph $G = (V, E)$ has an automorphism if there exists a non-trivial permutation π such that for every $u, v \in V$ it holds that $(u, v) \in E$ if and only if $(\pi(u), \pi(v)) \in E$ (we call such a graph Symmetric).*

4 A RAM Program Compiler

In this section, we show our RAM program compiler. We take standard interactive protocols over n -vertex graphs and transform them into distributed protocols. The cost of the distributed protocol depends on the running time of the verifier in the protocol when implemented as a RAM program.

A construction of a spanning tree in the graph G is a basic tool in distributed proofs in general [KKP10] and in our context as well. Here, we let the prover compute a spanning tree T rooted at an arbitrary node r and send each node its parent $\text{parent}(u)$ in the tree (the parent of the root is \perp). Note that once each node knows its parent in the tree, it also knows its children in the tree.

Then, to prove that this is indeed a tree, the prover additionally gives each node its distance from the root, $d(u)$ in the tree T . Each node verifies consistency with its parent, i.e., $d(u) = d(\text{parent}(u)) + 1$ (the root r verifies that $d(r) = 0$). One can observe that verifying the distances from the root assures that there are no cycles in T as otherwise there must be a node u and its parent $\text{parent}(u)$ with inconsistent distances. Finally, to prove that the tree is spanning the prover gives each node the ID of the root where nodes verify consistency of the ID with their neighbors.

Using this tree, we develop an *interactive* protocol for a new problem we call **SEEQUALITY** (defined next). This protocol will be used several times in our compiler (and later on) and in particular, is used in a protocol for the **DISTINCTNESS** problem and **PERMUTATION** program (also defined next). Next, we describe the **SEEQUALITY** problem.

4.1 SetEquality \in **dAM** $[O(\log n)]$

The **SEEQUALITY** equality checks the equality of two (multi)sets and is formally defined as follows.

Definition 4 (**SEEQUALITY**). *In this problem each node u holds two lists of ℓ elements $a_{u,1}, \dots, a_{u,\ell}$ and $b = b_{u,1}, \dots, b_{u,\ell}$ where for all $i \in [\ell]$ it holds that $a_{u,i}, b_{u,i} \in \{0, 1\}^{c \log n}$ for some constant $c \in \mathbb{N}$ and $\ell \leq n$. Let $\mathcal{A} = \{a_{u,1} : u \in V, i \in [\ell]\}$ and $\mathcal{B} = \{b_u : u \in V, i \in [\ell]\}$ be two multisets. The goal of the **SEEQUALITY** problem is to prove that $\mathcal{A} = \mathcal{B}$ as multisets.*

Let $G = (V, E)$ be an n -vertex graph and let \mathbb{F} be a field of size n^{c+3} . We interpret the elements of \mathcal{A} and \mathcal{B} as elements in the field \mathbb{F} . To check that $\mathcal{A} = \mathcal{B}$ (as multisets) we define a polynomial $P_{\mathcal{A}}(x)$ and $P_{\mathcal{B}}(x)$ according to the elements of \mathcal{A} and \mathcal{B} respectively. That is, we define

$$P_{\mathcal{A}}(x) = \prod_{u \in V, i \in [\ell]} (a_{u,i} - x), \text{ and } P_{\mathcal{B}}(x) = \prod_{u \in V, i \in [\ell]} (b_{u,i} - x).$$

Note that $P_{\mathcal{A}}$ and $P_{\mathcal{B}}$ are polynomial of degree at most $n\ell$. We show that $\mathcal{A} = \mathcal{B}$ if and only if $P_{\mathcal{A}} \equiv P_{\mathcal{B}}$. Since the polynomials are of low degree (compared to the field size), in order to check if they are equal it suffices to compare them on a random field element. For clarity of presentation, let us assume that nodes have shared randomness. In the end, we show how to sample this shared randomness using the prover.

Thus, let $s \in \mathbb{F}$ be a random field element defined from the shared randomness. Then, we are left with evaluating the two polynomials $P_{\mathcal{A}}(s)$ and $P_{\mathcal{B}}(s)$. To compute these polynomials, we use a spanning tree construction, as described above. We let the prover compute a spanning tree T and prove its validity. We use the tree T to compute the two polynomials on s . Towards

this end, the prover sends each node u the evaluation of the polynomials on the subtree T_u : $A_u = \prod_{u \in T_u, i \in [\ell]} (s - a_{u,i})$ and $B_u = \prod_{u \in T_u, i \in [\ell]} (s - b_{u,i})$. Nodes check consistency with their children in the T to assure that all partial evaluations are correct. That is, they check that

$$A_u = \prod_{i \in [\ell]} a_{u,i} \cdot \prod_{j \in [k]} A_{v_j}, \text{ and } B_u = \prod_{i \in [\ell]} b_{u,i} \cdot \prod_{j \in [k]} B_{v_j}$$

where v_1, \dots, v_k are the children of u in the tree. Finally, the root r of the tree holds the two complete evaluations of polynomials $A_r = P_A(s)$ and $B_r = P_B(s)$ and verifies that $A_r = B_r$.

This completes the description of the protocol assuming the element s is shared randomness. To construct such shared randomness, we do the following. We let each node u sample s_u at random, along with a random number $\alpha_u \in [n^2]$. The node u^* with the minimal α_{u^*} "wins" in terms that we set $s = s_{u^*}$ and $\alpha = \alpha_{u^*}$ (observe that we cannot have the prover decide who wins, as otherwise, s could be biased). The prover will announce to everyone the winning α and s . Nodes verify the consistency of s and α with their neighbors and thus assure that all nodes in the graph have the exact same elements s and α . We are left to verify that indeed α is the minimal one value.

To verify this, each node u will check that indeed $\alpha \leq \alpha_u$ where we expect exactly a single node u^* to have equality. We count the number of such nodes by having the prover send each node u the number of nodes that have equality in its subtree. That is, the prover sends node u the value $Q_u = \sum_{v \in T_u} I_{\alpha = \alpha_u}$ where $I_{\alpha = \alpha_u} = 1$ if $\alpha = \alpha_u$ and 0 otherwise. The nodes check consistency of the Q_u with their children in the tree and finally, the root r verifies that $Q_r = 1$. This assumes a common random string s . The formal protocol is given in Figure 1.

We show correctness and soundness of the protocol.

Correctness. The protocol succeeds as long as the α_{u^*} is uniquely the minimal value. However, it is easy to see that $\Pr[\exists i \neq j : \alpha_i = \alpha_j] \leq 1/n$. Thus, we continue the analysis as if all the α_i 's are distinct. Assume that $\mathcal{A} = \mathcal{B}$ as multisets. Then for any $s \in \mathbb{F}$ it holds that $\prod_{u \in V, i \in [\ell]} (a_{u,i} - s) = \prod_{u \in V, i \in [\ell]} (b_{u,i} - s)$. For any tree T with root r it holds that $A_r = \prod_{u \in V, i \in [\ell]} (a_{u,i} - s) = \prod_{u \in V, i \in [\ell]} (b_{u,i} - s) = B_r$ and also that $Q_r = 1$. Thus, the root r will output 1, and in addition, all intermediate nodes will output 1 after their local verification.

Soundness. Assume that $\mathcal{A} \neq \mathcal{B}$ as multisets. Suppose that $\prod_{u \in V, i \in [\ell]} (a_{u,i} - s) \neq \prod_{u \in V, i \in [\ell]} (b_{u,i} - s)$. In order for the prover to cheat, it must give the root r values A_r^*, B_r^* such that either $A_r^* \neq A_r$ or $B_r^* \neq B_r$, since otherwise the node r will output 0. However, since the node r performs the local check with its neighbors in the tree, it holds that the prover must give wrong values to one of its children as well. This continues until the prover gives a wrong value to a leaf, where the leaf can verify locally and output 0 indicating that it received a wrong proof.

Thus, we bound the probability that the two products collide (notice that the sets are fixed before the choice of s). Consider the polynomial $f(x) = \prod_{u \in V, i \in [\ell]} (a_{u,i} - x) - \prod_{u \in V, i \in [\ell]} (b_{u,i} - x)$, which is of degree at most n over the field \mathbb{F} .

Claim 1. f is not the zero polynomial.

Proof. We know that $\mathcal{A} \neq \mathcal{B}$. Suppose that there exists an element $z \in \mathcal{A} \setminus \mathcal{B}$. Then, we get that $\prod_{u \in V, i \in [\ell]} (a_{u,i} - z) = 0$ and $\prod_{u \in V, i \in [\ell]} (b_{u,i} - z) \neq 0$, therefore $f(z) \neq 0$ and thus f is not the zero polynomial. A similar argument holds if $z \in \mathcal{B} \setminus \mathcal{A}$. Since \mathcal{A} and \mathcal{B} are *multisets* there is a third

A protocol for set equality.

Input: each node u has elements a_u and b_u

1. $V \Rightarrow P$ (message 1): Each node u samples s_u , and $\alpha_u \in [n^2]$ and sends it to the prover.
2. $P \Rightarrow V$ (message 2): The prover sends a spanning tree T along with a proof.
3. $P \Rightarrow V$ (message 2): Let $u^* = \arg \min_u \alpha_u$ and let $s = s_{u^*}$. The prover sends each node u the following
 - (a) The values s and α_{u^*} .
 - (b) The values $A_u = \prod_{v \in T_u, i \in [\ell]} (a_{v,i} - s)$ and $B_u = \prod_{v \in T_u, i \in [\ell]} (b_{v,i} - s)$ (computed over \mathbb{F}).
 - (c) The value $Q_u = \sum_{v \in T_u} I_{\alpha_u = \alpha_{u^*}}$.
4. Local: nodes exchange their proofs and verify that proofs for T . Let v_1, \dots, v_k be the children of u in the tree T . Then, u verifies that
 - (a) $A_u = \prod_{i \in [\ell]} a_{u,i} \cdot \prod_{j \in [k]} A_{v_j}$ and that $B_u = \prod_{i \in [\ell]} b_{u,i} \cdot \prod_{j \in [k]} B_{v_j}$.
 - (b) $Q_u = I_{\alpha_u = \alpha_{u^*}} + \sum_{i \in [k]} Q_{v_i}$, and the root r verifies that $Q_r = 1$.

Figure 1: A distributed AM protocol for checking the equality of two multi-sets.

possibility that the multisets share the same elements only with different multiplicities. Let C be the multiset of their intersection $C = \mathcal{A} \cap \mathcal{B}$. Define

$$g(x) = f(x) / \prod_{c \in C} (c - x).$$

It suffices to show that g is not the zero function. Define $\mathcal{A}' = \mathcal{A} \setminus C$ and $\mathcal{B}' = \mathcal{B} \setminus C$. For these subsets, we know that there must be an element that is in one set and not in the other. Assume without loss of generality that there must exist an element $z \in \mathcal{A}' \setminus \mathcal{B}'$. Then, since $z \notin C$ we get that $g(z) \neq 0$ and therefore f is not the zero polynomial. \square

The polynomial f has at most $n\ell \leq n^2$ roots, and since the field is of size n^{c+3} we get that

$$\Pr_r \left[\prod_{u \in V, i \in [\ell]} (a_{u,i} - s) = \prod_{u \in V, i \in [\ell]} (b_{u,i} - s) \right] = \Pr_r [f(s) = 0] \leq \frac{n\ell}{n^{c+3}} \leq \frac{1}{n}.$$

Communication Complexity. Computing the tree T and its proof take $O(\log n)$ proof size, as shown in [KKP10]. Elements in the field \mathbb{F} are represented using $O(\log n)$, and each node is given a constant number of elements (s, A_u, B_u) . We have that $\alpha \in [n^2]$ and thus also has short representation. The Q_u 's are each a constant number of bits. Altogether, each node sends and receives $O(\log n)$ bits.

4.2 Distinctness

In the DISTINCTNESS problem, each node has a single value a_i and the goal to verify that all values are distinct. That is, the output of the protocol is 1 if and only if it holds that for all $i \neq j$ such that $i, j \in [n]$ we have that $a_i \neq a_j$.

We show that this problem can be actually reduced to the SETEQUALITY problem. Assume that the values a_i are sorted such that $a_1 \leq \dots \leq a_n$. The prover sends node i the value $a_{i+1 \bmod n}$. Denote by y_i the actual value received by a node i . Then, node i sets a bit b_i to be 1 if and only if $a_i < y_i$.

Let A be all the original values $A = \{a_i\}_{i \in [n]}$ and let Y be the set of all values given by the prover. Then, we run the protocol for SETEQUALITY to verify that $A = Y$. Moreover, we run a sum protocol to verify that $\sum_{i=1}^n b_i = 1$.

A protocol for distinctness.

Input: each node i has a value a_i , and assume $a_1 \leq a_2 \leq \dots \leq a_n$.
Output: 1 if and only if all values are distinct.

1. $P \Rightarrow V$ (message 1): prover gives node i the value $a_{i+1 \bmod n}$. Let y_i be the received value.
2. Local: node i sets $b_i = 1$ if and only if $a_i < y_i$.
3. $P \Rightarrow V$ (message 1): prover sends a proof that $\sum_{i=1}^n b_i = 1$.
4. $P \Leftrightarrow V$ (messages 2-3): prover and verifier interact to assure that $A = Y$, where $A = \{a_i\}$ and $Y = \{y_i\}$.

Figure 2: A distributed MAM protocol for checking that each node in the graph has a unique identity $i \in [n]$.

Completeness. If all values a_i are distinct then the honest prover will set $y_i = a_{i+1 \bmod n}$. Thus, we will have that $b_i = 0$ for all $i < n$ and $b_n = 1$ and therefore $\sum_{i=1}^n b_i = 1$. Moreover, we have that the values of Y are exactly the values of A shifted by 1. That is, as sets we have that $A = Y$ and thus the SETEQUALITY protocol will pass as well.

Soundness. To show soundness, we define an n -vertex directed graph with nodes being $A \cup Y$. Since the SETEQUALITY protocol has passed successfully, we know that that $A = Y$ as multi-sets. It, therefore, holds that for any i there exists a j such that $y_i = a_j$. We then add the directed edge (i, j) to the graph.

By the construction, we get that the in-degree and the out-degree of each node in this graph are exactly the node's multiplicity in A , which is at least 1. Thus, by an Euler argument, the graph can be decomposed to edge-disjoint cycles. However, since $\sum_{i=1}^n b_i = 1$ we know that all but one edge are strictly increasing in values. Thus, the decomposition can contain only a single

cycle, and thus the in-degree and out-degree are exactly 1, which means that the values of A are all distinct.

The Permutation Problem. A specific instance of the DISTINCTNESS problem is when for $i \in [n]$ we have that $1 \leq a_i \leq n$. In such a case, we are actually checking if the sequence a_1, \dots, a_n forms a permutation. We denote this problem by PERMUTATION.

We observe that in this problem, the first message from the prover is redundant: node i can compute by itself the value $y_i = a_{i+1} \bmod n = a_i + 1 \bmod n$. Thus, we only need to run messages 2-3 of the DISTINCTNESS protocol which yields an AM protocol with the same proof complexity. That is, we have that PERMUTATION \in dAM $[O(\log n)]$. The formal protocol is given in Figure 3.

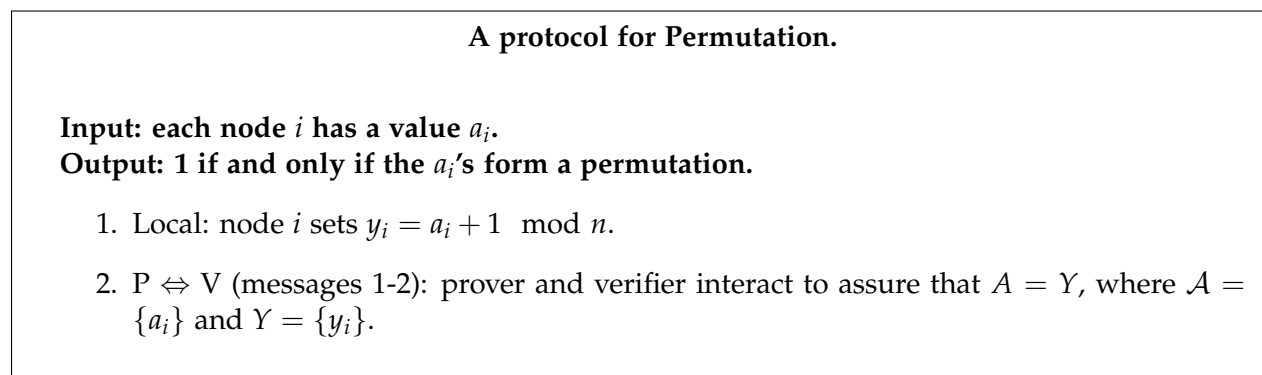


Figure 3: A distributed AM protocol for checking a permutation.

4.3 The Compiler

We present a general compiler that takes standard interactive protocols and transforms them into distributed interactive protocols. Let $\pi \in \text{IP}$ be an interactive protocol.

We show how to construct the distributed version π' of π for an n -vertex graph G with input I . First (message 1), we let the prover give unique IDs in the range of 1 to n to the nodes. This is verified using the DISTINCTNESS protocol (in parallel to messages 2-3). This lets us order the nodes u_1, \dots, u_n according to their assigned IDs.

Once the nodes are ordered, we can split the communication between the verifier and the prover to small parts for each node. Suppose that in the protocol π the verifier sends a message R to the prover. Since the protocol is public-coin, we know that R is simply a random string. Thus, in the distributed version each node u will send the prover a small random string, R_u , where $|R_u| = |R|/n$. The prover collects all R_u and composes the random string according to the order of the nodes $R = R_1, \dots, R_n$. Then, in the protocol π the prover responds with a message $Y = \pi((G, I), R)$. In the distributed version π' the prover distributes the string Y among the n nodes. Each node u gets Y_u where $|Y_u| = |Y|/n$ and $Y = Y_1, \dots, Y_n$. This continues for all rounds of the protocol π . If the total communication complexity of π is $O(n)$ then the communication per node in π' so far in the protocol is $O(1)$.

Let \mathcal{V} be the verifier in the protocol π . At the end of the protocol, the verifier has pairs (R, Y) for each round of the protocol distributed among the nodes. Let \vec{R} be the collection of all the R 's

and let \vec{Y} be the collection of all the Y 's. According to π in order to decide whether to accept we need to compute $\mathcal{V}((G, I), \vec{R}, \vec{Y})$. However, computing this in a distributed manner is challenging as each node has a different part of the input to the \mathcal{V} 's program.

Here we let the prover help us in computing $\mathcal{V}((G, I), \vec{R}, \vec{Y})$ by a three-message protocol which we describe next. If the running time of \mathcal{V} is τ then the communication complexity (per node) of the final protocol will be $\tau \log n/n$. In general, our compilers takes as input a description of any r -round IP protocol where the computation of the verifier can be done a time τ by a RAM program and transforms it to a distributed $r + 2$ -round protocol with proof complexity of $O(\tau/n \log n)$. In particular, for $O(n)$ time programs the proof size is $O(\log n)$.

A Canonical Form for RAM Programs. A RAM program is modeled as a CPU that has a small state (e.g., containing the context of the registers) and performs a sequence of instructions to an external memory (the input to the program is assumed to be stored in the memory). Each instruction operations (i.e., can read and write) on the local state and on a single cell in the external memory. The instructions are numbered, and we say that instruction number i happened on time i . Without loss of generality, we have each memory cell contain a timestamp of the last time it was updated. That is, if at time i the program writes to memory address a then the timestamp in cell a will be updated to i .

Observe that using this formation, the set \mathcal{W} of (value, address, time) triples which are written is equal to the set \mathcal{R} of (value, address, time) that are read. However, \mathcal{W} and \mathcal{R} might differ as *multisets*, as if the program writes a value once and then reads it multiple times. We follow the footsteps of Blum et al. [BEG⁺94] and show that any program can be easily transformed into a canonical form where \mathcal{W} and \mathcal{R} are equal as multisets as well while paying only a constant factor in the running time. In short, we make the program read any location after writing it, and vice versa. Formally, we replace the read and write operations with the follows.

Write of value v to address a at time t with state s :

1. read value v' and time t' stored at address a .
2. write value v and time t to address a .
3. update state s .

Read address a at time t with state s :

1. read value v' and time t' stored at address a .
2. write value v' and time t to address a .
3. update state s .

In our setting, the state s and timestamps are each of size $O(\log n)$ and the memory is of size $\text{poly}(n)$. Thus, a tuple (s, v, a, t) (corresponding o the state, value to read/write, memory address and timestamp) can be described using $O(\log n)$ bits, and the execution of a C can be described by a list of τ such tuples.

The Compiler. We let the prover run the computation of the program to get the description of its execution, i.e., a list of τ tuples $\{(s, v, a, t)_i\}_{i \in [\tau]}$. We divide the steps among the n nodes, such that each node is assigned τ/n arbitrary steps of the execution. If the output of the program y is a Boolean value, then an arbitrary node v^* that is assigned the last instruction of the program will have the final output y . Denote by I_u the set of step numbers that are assigned to node u . Then the prover sends node u the tuples $\{(s, v, a, t)_i\}_{i \in [I_u]}$.

Our goal now is to verify that this is an honest execution of the program. Define R to be the set of all (v, a, t) for all the read operations and let W be defined similarly for the write operations. Each node holds a list of tuples where each tuple is either in R or in W . Thus, to verify that the sets are equal we run the SETEQUALITY protocol as described in Section 4.1.

Then, we check that the addresses and write values correspond to the instructions of the program. Let (s, v, a, t) be the tuple corresponding to instruction i of the program given to node u , and suppose it is a write instruction. Then u runs the i^{th} instruction of the program C_i on state s to get address a' , value v' and new state s' , that is, $C_i(s) = (s', a', v')$. Then u checks that indeed $a' = a$ and $v' = v$ (for a read instruction we check only $a' = a$). Denote by S the set of all pairs (s, i) given to the nodes and denote by S' the set of all pairs $(s', i + 1 \bmod \tau)$ where s' is the state computed above (if s is the state of the last instruction then we let s' be the state of the first instruction). Then, we need to verify that $S = S'$ and again use the protocol for SETEQUALITY for this. The protocol is given in Figure 4.

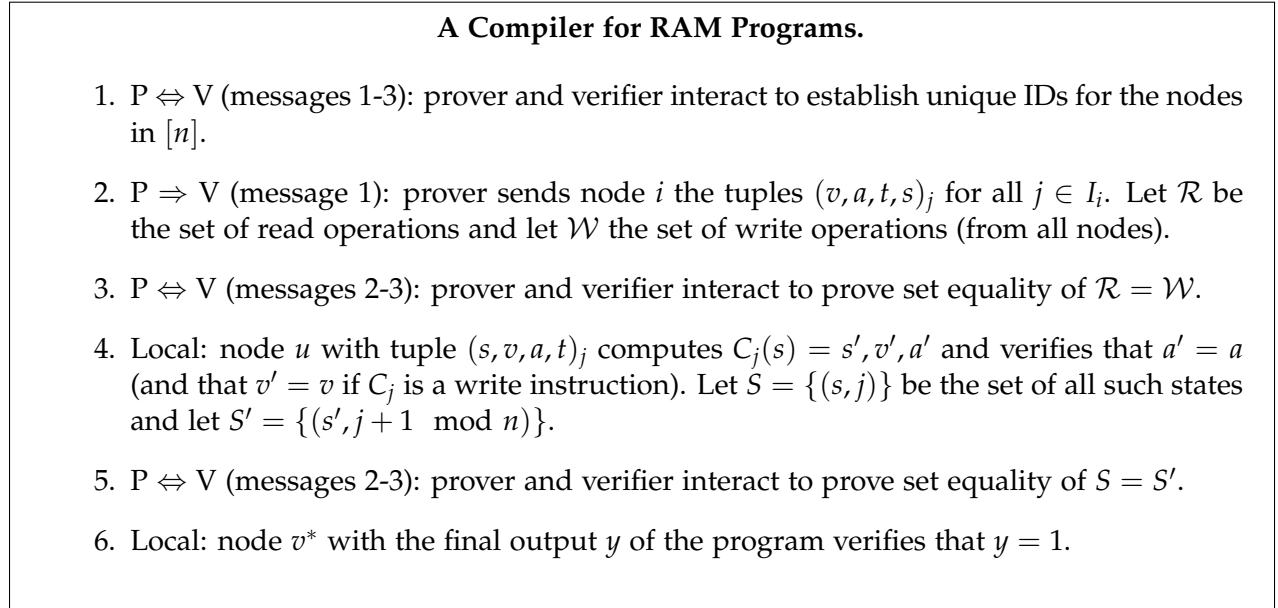


Figure 4: A distributed compiler for RAM programs

Completeness. The completeness follows directly from the construction. An honest prover will provide true IDs for the nodes, follow the computation of the RAM program and provide each node with the correct memory values read by the computation. Then, we will have that $\mathcal{R} = \mathcal{W}$ and thus the node v^* will accept.

Soundness. If the prover did not provide unique IDs in the range of $[n]$ to the nodes, then this will be detected by the distinctness protocol. If the prover provided quadruplets such that $\mathcal{E} \neq \mathcal{W}$ then, this will be detected by the SETEQUALITY protocol. Thus, it must be the case that $\mathcal{R} = \mathcal{W}$ but the RAM program outputs 0. This means that the out y that v^* receives is 1, and thus there must be an inconsistency in the computation. However, by the canonical form of the computation, we know that any inconsistency implies that $\mathcal{R} \neq \mathcal{W}$.

Number of Rounds. The protocol π' will have some additional rounds to π . In the first round, have the prover sends the IDs of the nodes. If π begins with a message from the prover to the verifier, then this can be sent in parallel to this message. Otherwise, a simple solution is to have this as the first message before the message from the verifier. This would add the round complexity by 1.

The last message of the protocol π is an M message. At this point, we run a protocol to simulate the computation of \mathcal{V} . This is a MAM protocol. Thus, we can have the first message be in parallel to the last message of the π . Then, we have an addition 2 message.

Overall, if π is an r message protocol then π' will be either $r + 2$ messages, if the prover goes first in π , or an $r + 3$ message protocol otherwise.

We observe that we can avoid that addition first message in the case where π starts with the verifier. In the first message, the nodes choose random values α_u and send them to the prover. Then, we force the prover to send the IDs (in the second message) according to the ordering of the α_u values. Let u_1, \dots, u_n be the nodes ordered according to the α_u values and let ID_u be the ID given to node u . The prover additionally sends each node u_i the value $\alpha_{u_{i+1 \bmod n}}$. Each node u sets $a_u = (\alpha_u, ID_u)$ and $b_u = (\alpha_{u_{i+1 \bmod n}}, ID_u + 1 \bmod n)$. The nodes run a SETEQUALITY equality protocol for \mathcal{A} and \mathcal{B} where $\mathcal{A} = \{a_u\}$ and $\mathcal{B} = \{b_u\}$. We observe that the prover is honest if and only if $\mathcal{A} = \mathcal{B}$ (the reasoning is very similar to the soundness argument in the DISTINCTNESS protocol).

5 Graph Asymmetry and GNI

The graph Asymmetry language consists of all graphs that do *not* have a non-trivial automorphism, i.e. every non-identity permutation of its vertices yields a different graph.

Definition 5 (Graph Asymmetry). *The language ASYM contains all graphs that do not have a non-trivial automorphism (all asymmetric graphs).*

We show a public-coin protocol for graph asymmetry that uses our RAM program compiler. The protocol consists of 4 rounds with $O(\log n)$ communication complexity. Formally, we show that

Theorem 7. $\text{ASYM} \in d\text{AMAM}[O(\log n)]$.

We begin by a short description of a standard (centralized) interactive protocol for ASYM which is a simple adaptation of the public-coin protocol for graph non-isomorphism [GS89, GMW91] (see also [BM88]). From here on we denote this protocol by the “GNI protocol”.

Let S be the set of all graphs that are isomorphic to G . That is, $S = \{G' : G \cong G'\}$. The main observation of the GNI protocol which follows here directly is that if G has no (non-trivial)

automorphism then $|S| = n!$ while if G does have an automorphism then $|S| \leq n!/2$. Thus, the focus of the protocol is on estimating the size of S .

The verifier samples a pair-wise hash function $g: \{0,1\}^{n^2} \rightarrow \{0,1\}^\ell$, where $\ell \in \mathbb{N}$ is the smallest number such that $2^\ell \geq 2n!$ and sends it to the prover. The prover seeks for a graph $G' \in S$ such that $g(G') = 0^\ell$. The main observation is that the probability that such a graph G' exists is higher when S is larger which will allow us to distinguish between the cases of S . As observed by [KOS18] using an almost-pairwise hash function suffices for these purposes, and the seed length of such a function is $O(n \log n)$ bits. Note that to send G' it is enough to send a permutation π such that $G' = \pi(G)$, which can also be represented with $O(n \log n)$ bits. These facts are important since if we wish to get an $O(\log n)$ distributed protocol per node, we must have the underlying centralized protocol as communicating a total of $O(n \log n)$ bits.

Our goal is to simulate this protocol with a distributed verifier. The nodes have unique IDs (strings of length $O(\log n)$) and let u_1, \dots, u_n be the ordering of the nodes sorted by their ID. Let $i = I(u)$ be the index of node u in this ordering, and let ID_i be the ID of node u_i . Note that a node u does not know i in advance, but the prover knows the entire ordering.⁴

As our first step, we hash the set S to a set S' of the same size (w.h.p.), and where elements in S' have a small representation. In particular, while the graphs in S are represented using roughly n^2 bits, the hashed values in S' will have only $O(n \log n)$ bits of representation. More importantly, the hash used to compute S' will be *local* and can be easily computed by the nodes of the network by considering only their own neighborhood.

In more detail, our hash function h will be composed of n hash functions. Each node u chooses a seed for an ϵ -almost-pairwise hash function (according to Theorem 6):

$$h_u: \{0,1\}^{n^2} \rightarrow \{0,1\}^{3 \log n}$$

where $\epsilon = 1/n$. The seed length is of size $3 \log n + \log n + \log(1/\epsilon) = O(\log n)$ bits. Let h_1, \dots, h_n be the n chosen hash function ordered by the index of the nodes (i.e., by $I(u)$). Let $G = x_1, \dots, x_n$ where $x_i \in \{0,1\}^n$ is the indicator vector for the neighbors of node i in G . Then, we define a hash function $h: \{0,1\}^{n^2} \rightarrow \{0,1\}^{3n \log n}$ as

$$h(G) = h_1(x_1) \circ \dots \circ h_n(x_n).$$

Using h we can define the set $S' = \{h(G) : G \in S\}$. It is easy to see that $|S'| \leq |S|$. We note that the fact that h is locally computable means that the probability of any two graphs colliding under h is not as small as we would like (say in a pair-wise independent function) and we need finer analysis to show that $|S'|$ is close to $|S|$. The key point is that S contains graphs that are all isomorphic to each other and hence we are able to show that with high probability it holds that $|S'| = |S|$ (this is shown in Claim 2).

Assume that indeed $|S'| = |S|$. Then, we can continue to simulate the centralized protocol where we replace the set S with the set S' . That is, to sample the pairwise hash pairwise hash function $g_K: \{0,1\}^{n \log n} \rightarrow \{0,1\}^\ell$ which has a seed length of $O(n \log n)$ we let each node u_i sample a chunk of the seed, K_i , of length $O(\log n)$. Then, we let the seed K of g to be $K = K_1, \dots, K_n$ were again the ordering of the nodes u_1, \dots, u_n is according to their IDs. The prover knows this ordering and can construct K accordingly.

⁴This is without loss of generality, as the nodes can pick unique IDs in the range 1 to n^3 (uniqueness holds w.h.p.) and send them to the prover.

The family of functions that we pick for the task is that of Corollary 3: it has a succinct description and can be evaluated by a linear-sized circuit over the field (or a linear-time RAM). It is crucial to use a hash function that can be computed in linear-time since we are going to apply our RAM compiler on this computation and want a minimal overhead.

The prover sends the graph $G' \in S$ by sending the permutation π in the following way: it sends the node u its new ID $u' = \pi(u)$ in G' . Each node u learns the IDs of their neighbors in G' , denoted by $N_{G'}(u)$. Moreover, the prover sends each node u its index $i = I(u)$. The validity of this index will be checked next. Our goal now is to verify that $g_K(h(G')) = 0^\ell$, and to check the validity of the index's i given by the prover. Let $y = h(G')$. Notice that y can be computed locally since h is a local hash function, that is, each node computes y_i . Then, we claim that the rest of the computation, i.e., computing $g_K(y)$ can be performed by a linear-time RAM program and therefore applying our RAM program compiler of Section 4.3 on this linear time program will finish the last part of the protocol with proof of size $O(\log n)$.

That is, we write a RAM program C as follows. The input to C is a list of n tuples (i, ID_i, K_i, y_i) . The program composes the seeds K_i according to the ordering to get the seed K . Then, it composes $y = y_1, \dots, y_n$, computes $g_K(y)$ and verifies that $g_K(y) = 0^\ell$. Finally, the program verifies the indexes i given by the prover. It creates an array A of length n and sets $A[i]$ to be the ID of the node with index i . Then, it traverses A and verifies that $A[i] < A[i+1]$ which guarantees that the IDs were given by the right order. This completes the description of the protocol, see Figure 5 for more details.

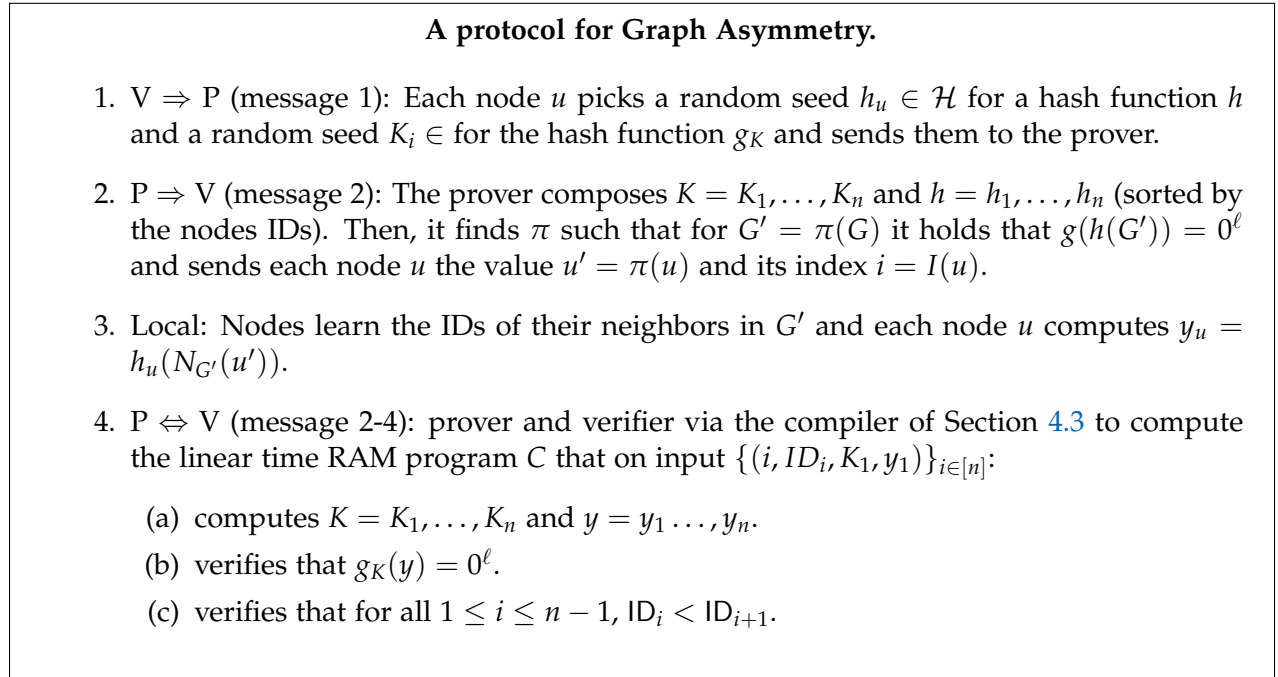


Figure 5: A distributed AMAM protocol for graph asymmetry.

Completeness. To show completeness, we need to show that with high probability there is a graph $G' \in S$ such that $g(h(G')) = 0^\ell$. We show that the set S' (with high probability) will have

the same size as S .

Claim 2. $\Pr_h[|S'| \neq |S|] \leq 1/n$.

Proof. Let H and H' be two graphs, and define $\Delta(H, H') = k$ if they differ on k neighborhoods. That is, if $H = x_1, \dots, x_n$ and $H' = x'_1, \dots, x'_n$ then

$$\Delta(H, H') = |\{i : x_i \neq x'_i\}|.$$

Let $I = \{i_1, \dots, i_k\}$ be the set of k indices on which H and H' differ. Then,

$$\Pr[h(H) = h(H')] = \Pr[\forall i \in I, h_i(x_i) = h_i(x'_i)] \leq \left(\frac{1 + \epsilon}{2^\ell}\right)^k \leq 1/n^{2k}.$$

Thus, the probability of collision is smaller as k is larger. We want to take a union over all pairs to show that there are no collisions. One concern here is the high collision probability for small values of k . However, what we show is that there are only a few graphs in S that have small distance.

We bound the number of pairs of graphs in S that have distance k . There are $\binom{n}{k}$ possible locations i_1, \dots, i_k for which a pair (H, H') of distance k can differ on. Fix a specific set i_1, \dots, i_k . Since $H, H' \in S$, the k locations in each graph are a permutation of either G . Thus, there are $k!$ possibilities for each graph, and $(k!)^2$ possibilities for the pair. Altogether, we have

$$|\{(H, H') \in S : \Delta(H, H') = k\}| \leq \binom{n}{k} (k!)^2 < n^k k!.$$

Thus, we can bound the probability that a colliding pair exists:

$$\Pr_h[\exists (H, H' \in S) : h(H) = h(H')] \leq \sum_{k=1}^n \sum_{\substack{(H, H') \in S \\ \Delta(H, H')=k}} \Pr[h(H) = h(H')] \leq \sum_{k=1}^n \frac{n^k k!}{n^{2k}} < \frac{1}{n}.$$

□

Therefore, we condition on the event that $|S| = |S'|$. Recall that ℓ is the smallest number such that $2^\ell \geq 2n!$. Following the analysis of the GNI protocol, we show that

$$\frac{3}{4} \cdot \frac{|S|}{2^\ell} \leq \Pr[\exists H \in S : h(H) = 0^\ell] \leq \frac{|S|}{2^\ell}. \quad (1)$$

The upper bound follows by a simple union bound. For the lower bound we observe that

$$\begin{aligned} \Pr[\exists H \in S : h(H) = 0^\ell] &\geq \sum_{H \in S} \Pr[h(H) = 0^\ell] - \frac{1}{2} \cdot \sum_{H \neq H' \in S} \Pr[h(H) = 0^\ell \wedge h(H') = 0^\ell] \\ &\geq \frac{|S|}{2^\ell} - \frac{|S|^2}{2} \cdot 2^{-2\ell} \geq \frac{|S|}{2^\ell} \left(1 - \frac{|S|}{2 \cdot 2^\ell}\right) \geq \frac{|S|}{2^\ell} \left(1 - \frac{1}{2 \cdot 2}\right) = \frac{3|S|}{4 \cdot 2^\ell}. \end{aligned}$$

Let $p = 2n!/2^\ell$ where $1/2 < p \leq 1$. If G has no automorphism then $|S| = n!$ and thus

$$\Pr[\exists H \in S : h(H) = 0^\ell] \geq \frac{3n!}{4 \cdot 2^\ell} = \frac{3p}{8}.$$

On the other hand, if G has an automorphism then $|S| \leq n!/2$ and thus

$$\Pr[\exists H \in S : h(H) = 0^\ell] \leq \frac{n!}{2 \cdot 2^\ell} = \frac{2p}{8}.$$

Thus, we have completeness $\frac{3p}{8}$ and soundness $\frac{2p}{8}$. Since we can perform parallel repetition, it suffices to show that difference between the two is bounded by a constant. Since $p \geq 1/2$ it holds that

$$\frac{3p}{8} - \frac{2p}{8} = p/8 \geq 1/16.$$

Repeating the protocol a constant number of times, we can push the completeness and soundness to $1 - \epsilon$ and ϵ for any constant $\epsilon > 0$, while paying only a constant factor in the communication complexity. This completes the analysis of the protocol.

5.1 Graph Non-Isomorphism

The protocol above for ASYM can be easily adapted to solve the GNI problem with the same complexity. In the GNI the input is *two* graphs G_0 and G_1 however since there is only one network graph, there are several interpretations of what is the distributed analog of this problem. This is the reason we focused on the ASYM problem where there is no ambiguity.

Definition 6 (Graph Non-Isomorphism). *The language GNI consists of all pairs of graphs (G_0, G_1) where G_0 is not isomorphic to the graph G_1 .*

Here we assume that the communication graph is the union of G_0 and G_1 where each node gets a trinary input for each incident edge indicating if the edge is contained in G_0 , G_1 or both.

When adapting the ASYM protocol for GNI this results in a GNI problem where nodes can communicate on both graph G_0 and G_1 . That is, there is one set of vertices V for the network and both G_0 and G_1 are defined over V . The edge set of the network is the union of the edges of G_0 and G_1 . The edges are marked if they belong to G_0 or G_1 or both.

The protocol we presented for ASYM was an adaptation of the protocol for GNI. In the GNI protocol, we define the set

$$S = \{(G', \pi) : (G' \cong G_0 \vee G' \cong G_1) \text{ and } \pi \text{ is an automorphism of } G'\}.$$

The key point is that if $G_0 \cong G_1$ then $|S| = n!$ while if $G_0 \not\cong G_1$ then $|S| = 2n!$. Thus, the goal is to estimate the size of S just as in the ASYM protocol. One difference is that here we need to additionally verify that π is an automorphism. We employ the $d\text{MAM}[O(\log n)]$ protocol of [KOS18] for this. The result is the following

Corollary 4. $\text{GNI} \in d\text{AMAM}[O(\log n)]$.

We note that while this improves upon the $d\text{AMAM}[O(n \log n)]$ of [KOS18], our protocol works only when the GNI problem is defined such that nodes can communicate on *both* graphs G_0 and G_1 , where the protocol of [KOS18] works also on the definition GNI where only G_0 is the communication graph and G_1 is given as input nodes. In Section 6 we show a protocol for GNI in this harder definition as well, that has constant many rounds and $O(\log n)$ bits.

6 Compilers for Small Space and Low Depth Verifiers

In this section, we present compilers that transform any centralized prover-verifier interaction on the graph where the verifier uses either small space or requires low-depth into a distributed constant round interactive protocol

We start with verifiers that require only small space and show that they can be turned into a distributed constant round interactive protocol with a small proof size. Formally, we show the following:

Theorem 8. *There exists a constant δ such that if L is a language that can be decided in time $\text{poly}(n)$ and space $S = n^\delta$ then $L \in \text{dIP}[O(1), O(\log n)]$.*

The main tool behind this theorem is the interactive protocol of Reingold, Rothblum and Rothblum [RRR16]. They show that for every language that can be evaluated in polynomial time and bounded-polynomial space there exists a constant-round interactive proof such that the verifier runs in (almost) linear time. This is an excellent starting point for us, as our RAM compiler works great for compiling verifiers that run in linear time.

However, a linear-time here is with respect to the size of the graph, i.e., $m = O(n^2)$, and we wish to reduce the running time to $O(n)$ before we apply the compiler. As already observed in [RRR16], the running time of the verifier can be made sublinear (e.g., n^δ for some small constant δ) if the verifier is given oracle access to a low degree extension of the input (the input is the graph and possibly additional individual inputs held by each node). Luckily, computing a point in a low degree extension of the input is a task that is well suited for a distributed system, as it is a linear function of the input and hence can be computed “up the tree”.

The following theorem is a simple adaptation of the result of Reingold et al. [RRR16]. Here we state the theorem with respect to inputs of length m (the size of the graph), so as not to confuse it with the parameter n , which in our context denotes the number of nodes in the graph.

Theorem 9 (Follows⁵ from [RRR16]). *Let L be a language that can be decided in time $\text{poly}(m)$ and space $S = S(m)$, and let $\delta \in (0, 1)$ be an arbitrary (fixed) constant. There is a public-coin interactive proof for L with perfect completeness and soundness error $1/2$. The number of rounds is $O(1)$. The communication complexity is $(\text{poly}(S) \cdot m^\delta)$. The (honest) prover runs in time $\text{poly}(m)$, and the verifier runs in time $O(\text{poly}(S) \cdot m^\delta)$, given a single query access to a low-degree extension of the input.*

Let L be a language that can be decided in time $\text{poly}(m)$ and space $S = m^\delta$, where δ is a small enough constant such that the communication complexity and verifier running-time from Theorem 9 are $O(\text{poly}(S) \cdot m^\delta) \leq m^{1/2} \leq n$. Thus, we can distribute the communication of the protocol between the nodes such that each node gets a single bit.

Then, we need to simulate the computation of the verifier on the transcript. Since the running time of the verifier is n (given oracle access to a low degree extension of the input), we use the RAM program compiler of Theorem 1 to simulate this part. The number of rounds will grow only by 2 and the proof size is $O(\log n)$.

⁵In the original Theorem of [RRR16] the number of queries to the low degree extension of the input is bounded only by $O(\text{poly}(S) \cdot m^\delta)$. However, for low degree extensions, this can be reduced to a single query. The high level idea is to consider a low degree curve that agrees with all the queried points. The prover specifies the values for the points on the curve and the verifier checks answer on a random point on the curve. See [KR08, Section 6] for further details.

Finally, we need to implement the oracle access to the low degree extension of the input. We explain exactly what this means and how to compute it. We give a description of *low degree extensions*.

Low Degree Extensions. Let \mathbb{H} be a finite field and let \mathbb{F} be an extension field of \mathbb{H} , such that $\mathbb{H} \subset \mathbb{F}$. Fix an integer $m \in \mathbb{N}$, and let $\phi: \mathbb{H}^m \rightarrow \mathbb{F}$ be a function. It is well known that there exists a unique extension of ϕ into a function $\hat{\phi}: \mathbb{F}^m \rightarrow \mathbb{F}$ which agrees with ϕ on \mathbb{H}^m such that $\hat{\phi}$ is an m -variant polynomial of individual degree at most $|\mathbb{H}| - 1$. The function $\hat{\phi}$ is called the low degree extension of ϕ with respect to \mathbb{F} , \mathbb{H} , and m .

Furthermore, there exists a collection of $|\mathbb{H}|^m$ functions $\{\hat{\tau}_x\}_{x \in \mathbb{H}^m}$ such that each $\hat{\tau}_x: \mathbb{F}^m \rightarrow \mathbb{F}$ is an m -variant polynomial of individual degree $|\mathbb{H}|^m$, and for every function $\phi: \mathbb{H}^m \rightarrow \mathbb{H}$ it holds that

$$\hat{\phi}(z_1, \dots, z_m) = \sum_{x \in \mathbb{H}^m} \hat{\tau}_x(z_1, \dots, z_m) \cdot \phi(x).$$

Oracle Access to the Low Degree Extension. Let X be the input of the verifier. That is, X contains the graph itself and additional inputs that each node has (e.g., randomness and arbitrary other inputs). We interpret X as describing the truth table of a function $\phi: \mathbb{H}^m \rightarrow \mathbb{F}$. Then, the oracle of a low degree extension of the input is a query to the function $\hat{\phi}$.

Let $z = z_1, \dots, z_m$ be the query performed by the verifier, where $z \in \mathbb{F}^m$, and let $v \in \mathbb{F}$ be the expected point. That is, the task of the verifier is to check that $\hat{\phi}(z) = v$. The point z and v is defined in the transcript of the protocol and thus each node has a single bit of z . We let the prover broadcast z and v to all the nodes which in turn verify consistency with their local bit. Now, we need to compute

$$\hat{\phi}(z_1, \dots, z_m) = \sum_{x \in \mathbb{H}^m} \hat{\tau}_x(z_1, \dots, z_m) \cdot \phi(x).$$

where all the nodes know $z = z_1, \dots, z_m$ and each node knows a part of the truth table of $\phi(\cdot)$. In the [RRR16] protocol, it was shown how to compute this in (almost) linear time by a centralized prover. Here, we show how to compute this by a distributed verifier (where local computation is free).

Let X_u be all the elements $x \in \mathbb{H}^m$ such that the node u knows $\phi(x)$. This includes all edges incident to u and all bits of u 's additional input. Then, u can locally compute S_u where

$$S_u = \sum_{x \in X_u} \hat{\tau}_x(z_1, \dots, z_m) \cdot \phi(x).$$

Using this notation, we have that

$$\hat{\phi}(z) = \sum_{u \in G} S_u.$$

Finally, the nodes compute the sum $\sum_{u \in G} S_u$ "up the tree". That is, the prover sends a tree T with root r (along with a proof) and for each node u he sends the sum $\sum_{v \in T_u} S_v$, nodes check consistency with their children to assure these values. The root r has value $S_r = \sum_{v \in G} S_v = \hat{\phi}(z)$ and verifies that indeed $\hat{\phi}(z) = v$. This completes the description of the compiled protocol.

Communication Complexity. In the [RRR16] protocol, the field \mathbb{H} is set to be of size $O(\log n)$ and the field \mathbb{F} is of size $\text{polylog}(n)$. The parameter m is set such that $m = \log_{|\mathbb{H}|}(n) = O(\log n / \log \log n)$. Thus, we get that the point $z \in \mathbb{F}^m$ can be written using $O(\log \log n) \cdot m = O(\log n)$ bits. The variable v can be written using $O(\log \log n)$ bits. Altogether, the total communication received by a node is bounded by $O(\log n)$. Finally, by repeating the protocol a constant number of times (in parallel), we can improve the soundness arbitrarily while increasing the proof size by only a constant.

Using the compiler for GNI. In Section 5.1 we have seen a protocol for the GNI problem. However, the protocol works only for the setting in which both graphs G_0 and G_1 are communication graphs. A more difficult formulation of the problem is where G_0 is the communication graph and G_1 is given as input to the nodes. That is, each node gets as input its neighbors in G_1 but it cannot communicate with them directly.

We observe that our compiler for small space can be used to get a protocol for the GNI problem in this stricter formulation using a constant number of rounds and a proof of size $O(\log n)$. For this, we need to show a standard (centralized) interactive protocol (with public coins) where the verifier uses small space at the end to verify the interaction.

We observe that the standard Goldwasser-Sipser interactive protocol for graph non-isomorphism, as discussed in Section 5, can be implemented in small space by choosing the right hash function. We need a hash function $h: \{0, 1\}^{n^2} \rightarrow \{n \log n\}$ that has a small collision probability, and the new requirement is that verifying that $h(G') = 0$ can be done in small space. First, as in Section 5 we let h be the concatenation of n hash functions $h_1, \dots, h_{n/\log n}$ such that $h_i: \{0, 1\}^{n^2} \rightarrow \{0, 1\}^{\log^2 n}$. The h_i 's are chosen independently by the nodes and sent to the prover. Each h_i is chosen from a family \mathcal{H} of almost pair-wise hash functions that can be evaluated in small space (i.e., $\text{polylog}(n)$), and the seed length is $O(\log^2 n)$. Many One example is to define

$$h_{a,b}(x) = b + x_1 a^1 + x_2 a^2 + \dots + x_\ell a^\ell + a^{\ell+1},$$

where $x = x_1, \dots, x_\ell$ and $a, b, x_i \in GF[2^{\log^2 n}]$. The probability of collision under $h_{a,b}$ is bounded by $n^2 / n^{\log n} \leq 1/n^{10}$. One can observe that this family has all the required properties. Thus, h has seed length $O(n \log n)$ and can be computed in $O(\log n)$ space. Using our compiler for small space computations we get the required protocol.

6.1 A Compiler for All NC Computation

We have shown how to compile the [RRR16] protocol into a distributed verification protocol that has constant rounds and a proof of size $O(\log n)$. The crux of this solution is based on the fact that given oracle access to a low degree extension of the input, the verifier can be made very efficient. This allowed us to use the RAM compiler while supplying the low degree extension via a computation on a spanning tree.

The protocol of Goldwasser, Kalai and Rothblum [GKR15] shares similar properties with the RRR protocol which will allow us to compile this protocol as well. The protocol of [GKR15] considers verifier whose computation can be implemented by low depth circuits (as opposed to small space). Let the class “uniform NC” be the class of all language computable by a family of $O(\log(n))$ -space uniform circuits of size $\text{poly}(n)$ and depth $\text{polylog}(n)$. They showed that for any

language computable by a uniform NC circuit there is a public-coin interactive protocol where the verifier runs in time $\text{polylog}(n)$ given oracle access to a low degree extension of the input and the communication complexity is $\text{polylog}(n)$.

Similarly to our compilation of the [RRR16] protocol, we can also compile the GKR protocol with a slightly larger cost. The number of rounds and proof size will be $\text{polylog}(n)$, compared to the $O(1)$ -round and $\log n$ proof size in the case of [RRR16]. We therefore have:

Theorem 10. *For any language L in uniform NC, it holds that $L \in \text{dIP}[\text{polylog}(n), \text{polylog}(n)]$.*

Actually, the formal statement is more general. If L can be decided by circuits of depth d and size T then $L \in \text{dIP}[d \cdot \log T \cdot \text{polylog}(n), d \cdot \log T \cdot \text{polylog}(n)]$ which is non-trivial even for circuits of depth n .

One type of problems for which the GKR based protocol may be more useful than the RRR based one is for problems based on shortest path problems. For instance, proving that the diameter of the graph is a given value. This problem is in NC and hence our protocol is applicable to it.

7 Below the $\log n$ Barrier

Our protocols so far used $O(\log n)$ sized proofs, which appears as a very natural barrier, as simple tasks as counting and even pointing to a neighbor seem to require $\Omega(\log n)$ bits. Nevertheless, in this section, we show to “push” the protocols above to use only $\log \log n$ bits, at the price of more interaction rounds. Our main result is a 5-message protocol for the *Decisional Symmetry* problem which is the same as SYM except that the permutation is fixed and the task is to decide whether it is an automorphism. Kol et al. [KOS18] showed that $\text{DSYM} \in \text{dAM}[O(\log n)]$.

We show that by adding more rounds of interaction we can further reduce the proof size to $O(\log \log n)$.

Theorem 11. $\text{DSYM} \in \text{dMAMAM}[O(\log \log n)]$.

We begin by presenting a simple $\text{dMAMAM}[O(\log)]$ protocol, and then we show how to simulate this protocol using $O(\log \log n)$ bits. Let G be the communication graph and let $G' = \pi(G)$ be the graph after applying the fixed permutation. Each node u knows its neighbors $N(u)$ in G and its neighbors $N_{G'}(u')$ in G' where $u' = \pi(u)$. Then check that the two graphs are equal, we need to verify that the set of edges in G and in G' are the same. Thus, we run the SETEQUALITY protocol on the two sets of edges.

We re-develop the basic “distributed NP” tools, pushed down to the $O(\log \log n)$ regime. Similar to the generality of the basic tree construction in distributed NP proofs, these tools can be used for many other problems as well. We show how to compute a spanning tree in the graph using only $O(\log \log n)$ bits.

7.1 Tool 1: Constructing a Rooted Tree

The basic tool used for all our protocol was a spanning tree of a graph. Moreover, a useful property of a tree is that it defines a unique node in the graph, the root, which plays an important role in the protocols above. While constructing this tree is simple using messages of length $\log n$ bits, it is a challenging task using a proof of only $O(1)$ bits.

In the first message of the protocol, the prover computes a BFS tree in G rooted at an arbitrary node r . Here it is crucial that the tree is a *BFS* tree. Then, it sends each node u its distance from the root modulo 3, denoted by $d_3(u)$. Nodes exchange the value $d_3(u)$, to learn the distances of their neighbors. Recall that in a BFS tree, the neighbors of a node u can be either in the same level of the tree, one level higher, or one level lower. The $d_3(u)$ values enable each node to partition its neighbors into these three groups: a neighbor v such that $d_3(v) = d_3(u)$ is in the same level as u , if $d_3(v) = d_3(u) - 1 \pmod 3$ then v is one level higher than u and if $d_3(v) = d_3(u) + 1 \pmod 3$ then v is one level lower than u . Each node u sets its parent in the tree $\text{parent}(u)$ to be its neighbor v with $d_3(v) = d_3(u) - 1 \pmod 3$ with the minimal port number. If no such neighbor exists, then this node is a root.

Let T be the resulting graph. That is, T is defined on the vertex set and has edges $\{(u, \text{parent}(u))\}_{u \in G}$. Note that if the prover is honest, then the graph T is indeed a tree, however, it might be different than the BFS tree computed by the prover. In any case, the only property we require from T is that it be a spanning tree of G . If the prover is dishonest, then T might not be a tree at all, and in particular might contain cycles.

To combat such cycles, each node samples a uniform bit b_u and sends it to the prover. For each node u let P_u be the path from the node u to the root r in the (alleged) tree T . The prover sends each node u the value $s(u) = \sum_{v \in P_u} b_v \pmod 2$, that is the sum of the b_v 's on the path from u to the root modulo 2. Nodes exchange these values with their parent in the tree. Each node u verifies that $s(u) = s(\text{parent}(u)) + b_u \pmod 2$. If T contains a cycle, then we claim that with probability at least $1/2$ the nodes will reject. Indeed, let C be a cycle in T . If $\sum_{u \in C} b_u = 1 \pmod 2$ (which happens with probability $1/2$), then the values $s(u)$ on this cycle must be inconsistent and thus there will be at least one node that rejects.

So we know that T contains no cycles or the cheating prover is caught with a reasonable probability. However, it might still be the case that T is a forest. In such a case it will contain more than one root node. To eliminate this, we have the prover broadcast the value b_r to all nodes in the network, which in turn check for consistency. If there are more than one roots in T , then with probability $1/2$ their b_r values will be different and thus nodes will detect this inconsistency. This ensures that T has no cycles and a single root thus it must be a spanning tree of G . Of course, the soundness can be amplified by standard (parallel) repetition.

The result of computing a tree is that there is a single root r , a unique chosen node among the nodes in the network. In particular, the result is a protocol for "leader election" that uses a small proof.

Corollary 5. $\text{LEADERELECTION} \in d\text{MAM}[O(1)]$.

The formal protocol is given in Figure 6.

Completeness. Completeness follows directly from the construction. The honest prover picks exactly one root $r \in S$. Computes a BFS tree T rooted at r , and gives the correct distances modulus 3 and the correct values $s(u)$. Thus, all the consistency checks of nodes will pass.

Soundness. First, observe that regardless of the values sent by the prover, each node (except the roots) will identify a single neighbor as its parent in the graph T .

A protocol for computing a tree T in G .

1. $\mathcal{P} \Rightarrow \mathcal{V}$ (message 1): prover picks an arbitrary root node r in the graph, computes a BFS tree T rooted at r , and sends each node u the value $d_3(u) = \text{depth}(T, u) \bmod 3$, i.e., that depth of the node u in the tree $T \bmod 3$.
2. Local: nodes exchange the value $d_3(u)$ and each node u sets $\text{parent}(u)$ to be its neighbor v with $d_3(v) = (d_3(u) - 1 \bmod 3)$ breaking ties using port number (e.g., preferring the smaller port number). If no such node v exists, then u is a root. Nodes notify their parents so that parents learn all their children in the tree.
3. $\mathcal{V} \Rightarrow \mathcal{P}$ (message 2): each node u samples a random bit b_u and sends it to the prover.
4. $\mathcal{P} \Rightarrow \mathcal{V}$ (message 3): prover sends node u the values $s(u) = \sum_{v \in P_u} b_v \bmod 2$ (P_u is the path from r to u on the tree T) and b_r .
5. Local: nodes exchange values $s(u)$ and b_r . They verify that $s(u) = s(\text{parent}(u)) + b_u \bmod 2$ and that b_r is the same among their neighbors.

Figure 6: A distributed protocol for computing a tree in the graph with $O(1)$ bits of proof.

Case 1: The graph T has no root. If T has no root then it must contain a cycle. Let $C = v_1, \dots, v_k$ be such a cycle. With probability half it holds that $\sum_{v \in C} b_v \bmod 2 = 1$. Recall that each node verifies that $s(u) = s(\text{parent}(u)) + b_u \bmod 2$. Thus, we have that $s(v_i) = s(v_{i+1}) + b_{v_i} \bmod 2$. However, since $\sum_{v \in C} b_v \bmod 2 = 1$ there are no set of values $s(v_i)$ that will satisfy these conditions.

Case 2: The graph T has more than one root. Let r, r' be two roots. Then, with probability half it holds that $b_r \neq b_{r'}$. In such a case, the prover cannot broadcast value 0 or 1 and there must be a node that will reject this consistency check of the broadcast.

7.2 Tool 2: Proofs that Grow with the Degree.

We have constructed a tree T in the graph G . The degree of a node u in the tree T is the number of children u has in T , denoted by $\Delta(u) = \Delta_T(u)$. In the rest of the protocol, it would be very helpful if each node u could get a proof of size $O(\Delta(u) \cdot \log \log n)$. However, some nodes might have large $\Delta(u)$ and we cannot send such a proof directly.

Instead, we let each node u get the proof of its parent $\text{parent}(u)$. The leaves of the tree get their own proof in addition to the proof of their parents. Then, each node sends its proof to its parent. Since each node has at most one parent in the tree, it gets a single proof of size $O(\log \log n)$ (the only exception is the leaf which gets two such proofs). If a node u has degree $\Delta(u)$ then it gets $\Delta(u)$ proofs from its children, each of size $O(\log \log n)$. Thus, we can simulate each node u receiving a proof of size $O(\Delta(u) \log \log n)$ within our $O(\log \log n)$ budget. From here on, we will describe the protocol with such a proof size and at the end, such a transformation is applied.

7.3 Tool 3: Decomposition into Blocks

We have constructed a tree in the graph and have also increased the proof capacity of nodes with high degree. We aim to increase the proof capacity further. The high-level idea is to decompose the tree T into connected components of size roughly $\log n$. Then, each block can *act as a super-node* that has capacity $\log n$ even if each real node gets only a single bit. Then, we need to simulate what the single node would have computed in a distributed manner in the block.

We devise a protocol to decompose the tree T into *edge-disjoint* subtrees T_1, \dots, T_k , which we call *blocks*. Let H be a graph with k vertices, where node $v_i \in H$ corresponds to a block T_i . There is an edge (v_i, v_j) if $T_i \cap T_j = \{r\}$ where r is a root of T_i and not of T_j . We require the following from the decomposition protocol:

1. $\forall i \in [k - 1]$ it holds that $|T_i| \in [\log n, 3 \log n]$.
2. Blocks intersect at roots: If $i \neq j$ then $|T_i \cap T_j| \leq 1$, and if $w \in T_i \cap T_j$ then w is a root.
3. The graph H is a tree, and if T_j is the parent of T_i in H and r is the root of T_i then $\text{parent}(r) \in T_j$.
4. Each node u knows its neighbors inside each block it belongs to.

Computing such a decomposition by a centralized algorithm is simple and can be done “from bottom up” on the tree, while greedily packing nodes into blocks. Thus, we first let the prover compute this decomposition which we describe next. Then, we describe how the prover sends the result back and proves that he indeed computed the decomposition correctly. The whole decomposition is performed in the first round of the protocol.

The Centralized Algorithm. The decomposition is computed greedily starting from the leaves and working level by level up to the root. In level i , if there is a node u such that the size of the subtree T_u is in $[\log n, 2 \log n]$ then declare T_u as a block and remove all nodes in T_u except for u .

If there is a node u such that the size of the subtree T_u is greater than $2 \log n$ then we traverse its children v_1, \dots, v_Δ according to the port ordering and we greedily pack them into blocks each of sizes in $[\log n, 2 \log n]$ where each block has u as its root (this can be done since $|T_{v_j}| < \log n$ for all $j \in [\Delta]$). For each block, we remove all nodes of the block except the root u .

We continue this for all levels of the tree T . At the top level, there might be at most $\log n$ remaining nodes, and we add them to the last declared block. This is the only block that might have size more than $2 \log n$ (but at most $3 \log n$). This completes the description of the algorithm.

One can easily verify that this decomposition satisfies properties 1-3 (where the last property is described next). The blocks are by definition of size at least $\log n$ and at most $3 \log n$. The only intersection between blocks is the roots that are not removed when a block is declared. The edges in H are always between a root r to a block that is at a higher level in the tree, and thus H is a tree.

How to Distribute the Output. We distinguish between three types of nodes: (1) those who are not a root any block, (2) those who are a root in exactly one block and (3) those who are roots in more than one block. Thus, we let the prover send a trinary value to each node indicating each type.

For nodes which are not roots, the output is very simple. These nodes must be a member of only one block and their neighbors in this block are their neighbors in T . Thus, no additional information is required from the prover.

Nodes that are root in a single block are a leaf in the other block. Thus, their children in T are their neighbors in the first block, and their parent is their only neighbor in the second block. Again, no additional information is needed from the prover for these nodes to know their neighbors in the block.

The third type is a bit more complicated. A node that is a root in many blocks means that its children have been greedily grouped in several blocks. However, since the algorithm groups according to the port ordering of the root node, it suffices to know the *first* node in each block in order for the root to divide its children according to the blocks. Thus, we have the prover mark the first node of each block and these nodes notify their parent i.e., the root, that they are first in their block. This way, the root knows exactly which children are in each block.

Soundness. First, observe that no matter what a dishonest prover sends, by the definition of the output of the protocol, the nodes will be decomposed into edge-disjoint blocks that satisfy properties 2-4.

The only thing we need to verify is that the size of each block is indeed in the desired range of $[\log n, 3 \log n]$. The prover sends each block T_i a proof of the number of nodes in T_i . That is, each node u in T_i gets the size of its subtree inside the block T_i . Nodes check consistency with their neighbors in T_i . Since that blocks are supposed to be of size $O(\log n)$, the partial sums can be described using $O(\log \log n)$ bits.

We note that in this protocol, a root will have a proof of size that is proportional to the number of blocks that it participates in (which is bounded by its degree). However, as described before, this can be reduced using the transformation described above (see Section 7.2).

7.4 Tool 4: Set Equality via Super Protocols

Our protocol has computed thus far a spanning tree T in the graph G , a decomposition of T into blocks T_i of size $O(\log n)$ and a super tree H between the blocks. The advantage of having such blocks is that their *total* proof capacity is $\log n$. That is, if we consider the “super” graph H , we can send each node in H a proof of size $O(\log n)$ by sending each node inside the block $O(1)$ bits. Then we can run protocols on the graph H with very small proof size. These would be called “super protocols”, and would let us simulate the SETEQUALITY protocol from Section 4.1 using only $O(\log \log n)$ bits.

In the SETEQUALITY protocol, the root of the tree T chooses a random field element s which it sends to the prover. The prover broadcast s to all nodes and they verify that they all got the same value. The element s is $O(\log n)$ bits long. Thus, we simulate this on H by having the whole block of the root choose s together. Then, in the original SETEQUALITY protocol, then prover sends each node u the value $A_u = \prod_{v \in T_u, i \in [\ell]} (a_{v,i} - s)$ (and similarly for B). The prover here will send A_u for each node of H to the corresponding block.

Now, our goal is to verify that the prover gave correct proofs. That is, every two neighboring nodes in H , need to verify that they have received the same element s , every node u need to compute A_u with its children in H . We show how to simulate “simple” one-round protocols in H with $O(\log n)$ proof size using only $O(\log \log n)$ bits in the tree T . Here the term “simple”

refers to protocols where the local computation performed by each node is an aggregate function (see Definition 1). Aggregate functions are functions that work on many inputs, but that can be computed by applying the same operation on pairs of inputs. The main examples we use are “Equality” (verifying that all neighbors have the same value in the proof) and “Field Op” (e.g., computing the sum/product of all neighbors value over a field). If f is an aggregate function then there exists a function g such that in order to compute $f(x_1, \dots, x_n)$ it suffices to compute $y_i = g(x_i, y_{i-1})$ for all i where $y_1 = x_1$ (if the function is Equality, then g would simply be the equality of its inputs, and in case of a “Op” then g would be an addition/multiplication field operation).

To simulate the protocol we distributed the $O(\log n)$ proof for a node among the $O(\log n)$ nodes in the corresponding block, such that each node gets $O(1)$ bits of the proof, and a $\log \log n$ -long index i indicating the location of these bits in the proof. Let x_i be the proof of block T_i . Then, we need to simulate the local computation, f , of a node in H with its children in the tree H . We let the prover compute $y_i = g(x_i, y_{i-1})$ and since each y_i is $O(\log n)$ bits long the prover distributes y_i to block i . What is left is to *verify* that indeed the y_i values given by the prover are correct. That is, for each i we need to verify that $y_i = g(x_i, y_{i-1})$, where block i has y_i and x_i and block $i - 1$ has x_{i-1} and blocks T_{i-1} and T_i a shared parent in H .

Consider the block T_i and its k_i children $T_{i,1}, \dots, T_{i,k_i}$. Algorithm \mathcal{A}_i consists of $k_i + 1$ sub-algorithms that will run in parallel. The role of Algorithm \mathcal{A}_i is to verify that $y_i = g(x_i, y_{i-1})$. The main idea is to define a graph G_i which contains T_i, T_{i+1} and a path that connects them. Then, since this graph has $O(\log n)$ nodes, we can run our RAM compiler on G_i to compute $y_i = g(x_i, y_{i-1})$. Since the centralized algorithm can be computed in time $O(\log n)$, the cost of such a protocol would be $O(\log \log n)$.

The idea above works nicely if T_i and T_{i+1} share a root. Then, all nodes know their neighbors in G_i and can run the compiler protocol. Moreover, we can run all such protocols in parallel. Each block participates in at most two-such protocols (one with the previous block, and one with the successor block). A root r of a block might participate in $\Delta(r)$ such protocols, which means that it will get $\Delta(r)$ proofs. Again, using Section 7.2 this can be reduced to $O(\log \log n)$ bits. After this phase, we are left with all i such that T_i and T_{i+1} do not share a common root.

However, since the parent block is of size $O(\log n)$ and the remaining children are vertex-disjoint, then there can be at most $\log n$ such trees. Thus, let G' be the graph containing the parent tree and all the left children. Then this graph has size at most $n' = \log^2 n$ and we can again run the RAM program compiler on it to compute all the values y_i . The cost of this will be a proof of size $O(\log n') = O(\log \log n)$.

The final result is a SETEQUALITY protocol. Notice that the operations in the original SETEQUALITY protocol are actually aggregative functions. We use a “super protocol” to verify that all blocks received the same element s . Then, we use another super protocol to compute the product each the children of a block to compare with the value A_u . Finally, the root block will hold A_r and B_r and we can run a RAM compiler inside the block to verify their equality.

Rounds. The tree is computed in message 1 and verifier in messages 2-3. In message 2 the root block chooses s and sends it to the prover. In message 3 the prover responds with s and with A_u and B_u for each block. Then, we run the different super protocols which take 3 rounds as to run the RAM compiler which will be sent as messages 3-5 (message 3 is used for s, A_u, B_u and for the first message of the super protocols). In total, this is a MAMAM protocol that uses $O(\log \log n)$

bits.

Corollary 6. $\text{SETEQUALITY} \in dMAMAM[O(\log \log n)]$.

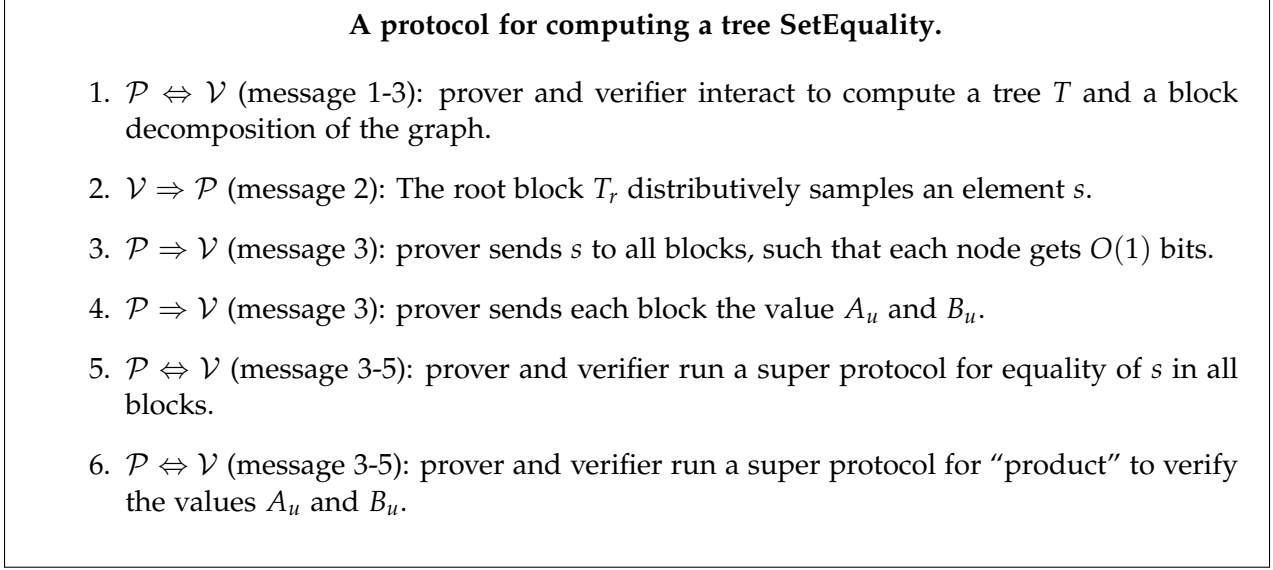


Figure 7: A distributed protocol for computing SETEQUALITY in the graph with $\log \log n$ bits of proof.

7.5 DSym, Clique and More

The tools described above are quite powerful in the sense that they allow us to solve several different problems using a proof of size $O(\log \log n)$, except for SETEQUALITY. One particular example is the problem DSYM which is similar to the SYM problem except that the automorphism is fixed. That is, a permutation π is given to all nodes, and the goal is to decide if π is an automorphism of the graph. This problem was studied by [KOS18] where they showed that $\text{DSYM} \in dAM[O(\log n)]$ but any distributed NP proof for requires a proof of size $\Omega(n^2)$.

We show that using more interaction we can reduce the proof size to $O(\log \log n)$. Each node knows its neighbors in the graph G , and applies π to learn its neighbors in $\pi(G)$. Now, we need to verify that the set of edges in G is the same as in $\pi(G)$ which is simply solved by a running the SETEQUALITY protocol described above. Thus, we get the following corollary:

Corollary 7. $\text{DSYM} \in dMAMAM[O(\log \log n)]$.

Summing Up the Tree. Another application of the super protocols described above is that we “sum up the tree” within the $\log \log n$ capacity. Suppose each node has a value $a_i \in \{0, 1\}^{O(\log n)}$ and we wish to verify that $\sum_{i=1}^n a_i = K$ where K is known to all.

For every root r_i of block T_i the prover computes $A_{r_i} = \sum_{u \in T_{r_i}} a_u$ the sum of values in the subtree rooted at r_i . Note that A_{r_i} is $O(\log n)$ bits long and the prover cannot send it to r_i . Instead, the prover distributed A_{r_i} among the nodes of the block T_i .

Then, we run a super protocol for the “addition” operation. That is, here $y_i = x_i + y_{i-1}$. This ensures that for the root r of T is in the block T_r then this block has the correct value $\sum_{i=1}^n a_i$. Finally, to check if this value equals K we run the RAM compiler inside the block T_r . The total proof size of this protocol is $O(\log \log n)$. Moreover, this can be done in three rounds: the tree and block decomposition are given in the first message and verified in messages 2-3. The values A_{r_i} are also given in the first message. Then, we run the RAM compiler which is three messages that can be performed in parallel to messages 1-3.

Using this we get several different problems in the $O(\log \log n)$. For example, it was shown by [KKP10] that the problem CLIQUE of proving that a graph contains a clique of size K (where K is a fixed parameter) can be done by a distributed NP proof of size $O(\log n)$. Plugging in our addition operation we get a 3-round protocol with $O(\log \log n)$ proof size.

For the particular problem of CLIQUE we get actually modify the protocol to depend only on the leader election protocol and get a constant size proof. The prover marks a clique of size K and selects one of the nodes in the clique to be a leader. We run the leader protocol described above to verify that indeed a single leader is selected. Finally, each marked nodes verify that indeed $K - 1$ of its neighbors are marked *and* that one of them is the leader. If each node has $K - 1$ neighbors then we know that there are at least K nodes marked as the clique. If there are more, then there will be a node that is not the neighbor of the selected leader. Thus, this assures that there are exactly K marked nodes and that they form a clique. Formally, we get that

Corollary 8. $\text{CLIQUE} \in dMAM[O(1)]$.

8 Extension and Open Problems

We have shown that a distributed verifier interacting with a prover in a randomized manner is very powerful. To a large extent, our results show that it will hard to prove lower bounds in this model, especially super-polylogarithmic lower bounds.

8.1 Argument Labeling Systems

Can the interaction be eliminated? As discussed in Section 1.1 this is not possible without changing the model. A common approach for eliminating interaction is the Fiat-Shamir transformation or heuristic (first used in [FS86]) that converts a public-coins interaction into one without interaction. In the Fiat-Shamir setting the parties have access to a random oracle, and the prover is computationally limited: it can only perform a (polynomially) bounded number of queries to the random oracle. This results in an *argument* system rather than with a proof system. In such a system, proofs of false statements *exist*, but it is computationally hard to find them. Therefore, such protocols do not contradict the lower bounds for proof labeling schemes. We call such a system an “argument labeling scheme”.

Applying such a transformation should be done with some care in general, and even more so in our setting. First, the error probability should be small, say, $2^{-\lambda}$ where λ is what is known as the “security parameter”. That is, the cheating prover has limited running time, but gets 1^λ (that is, λ in unary representation) as input. We need the running time of the prover as a function of λ to be significantly less than 2^λ . There are general statements regarding the type of protocol for which the Fiat-Shamir transformation preserves soundness works (see [CCH⁺18])

and references therein). These include constant-round protocols and the GKR protocol, so the protocols considered in this work are covered.

To use the Fiat-Shamir transformation in the distributed setting, we need to apply the random oracle R to the *entire input*, in our case, the graph. While each node has access to the random oracle, they still do not know the entire graph and thus cannot compute $R(G)$. Instead, we let each node apply R to its local neighborhood. Then, we combine all the results using a spanning tree. That is, for a node u , let v_1, \dots, v_k be its children in the tree. Suppose that R compresses strings of arbitrary length into strings of length λ . We define the values y_u computed by node u . The computation works from the leaf nodes up to the root. The leaf nodes set the value $y_u = R(N(u))$ (where $N(u)$ are the neighbors of u). Then, an inner node u where children's values y_1, y_2, \dots, y_k computes $y_u = R(y_1, \dots, y_k, N(u))$. Finally, the value of the oracle is y_r where r is the root vertex (this is also known as "Merkle Tree computation").

Note that since the tree is chosen by the prover, it introduces another source of cheating for a dishonest prover. For each tree used by the prover, it gets a single value of the oracle function. It can be proven that every change in the tree requires at least one new call to the oracle (w.h.p.). Since the prover has limited running time, it allows him to try a bounded number of trees, in fact, polynomially many, which can be shown to have an only negligible effect on the success probability.

With this approach, we can obtain an argument labeling systems with $O(\lambda \log n)$ bits for all the problems discussed in this work in a setting where the prover is polynomial given the witness. This includes "permutation" and "Symmetry" as well as all problems solvable in small space and or in NC.

However, once we settled for computational soundness we can get even more general results: we can apply it to the setting of verification of computation in the style of Kilian [Kil92] and Micali [Mic00] (see also Barak and Goldreich [BG08]) where the correctness of a computation inside P is proven using a PCP proof. The proof itself is not communicated to the verifier but rather committed using a collision-resistant hash function (a cryptographic primitive which exists in the random oracle world (as well as from collision-resistant hashing).

The main challenge in incorporating these techniques in our setting is that the input is assumed to be encoded by a linear code, as in [BFLS91]. In our case, the input is the graph, and we cannot encode the graph using a distributed verifier since if it is dense, it is too large. Instead, we have the prover encode the graph and broadcasts a short commitment of the encoding to the nodes. Then, the verifier needs to check a small number of locations in the PCP proof (say, $\log n$ locations) and a similar amount in the encoded input. The network needs to verify the PCP proof of [BFLS91]. Some of the work can simply be done by a chosen leader, but the sensitive part that requires "the whole village" is verifying the correctness of these locations in the encoded graph. This *can* be done by a distributed verifier: If A is the generating matrix of the code (A is a fixed matrix known to all), then computing a single location in the encoding corresponds to the inner product of v and A_i where v is an n^2 long vector that represents the graph, i is the index in the encoded word and A_i is the i^{th} row of A . Each node can compute locally the inner product of its neighborhood with the corresponding locations in A_i and the full inner product can be easily computed "up the tree" in the graph as we have seen. So the result is that *any problem in P has an argument labeling scheme of length $\lambda \cdot \text{polylog} n$ in the random oracle model.*

An intriguing question is whether the recent exciting results on using the Fiat-Shamir method without random oracles are relevant in the distributed setting (e.g., [KPY18, CCH⁺18]). A rea-

sonable modeling assumption in this setting is to have the verifier and prover share a common random string (or a common reference string).

8.2 Open Questions

There are many interesting questions arising from this work (see also the questions in the body of the paper). Can we tradeoff interaction for communication? We have seen examples where going from dAM to dMAM (Symmetry) reduces the communication exponentially, so at the very least we expect to pay a significant cost. This is particularly useful when the communication is $O(1)$. Is there a general reduction from private coins to public coins with a distributed verifier? Does having *shared* private randomness help?

Finally, a natural property to consider is distributed protocols that are zero-knowledge. For public-coins protocol, we note that if our compiler (any one of them) gets a zero-knowledge protocol as input then the output protocol will also be zero-knowledge. One question is whether we can do more in this model.

Acknowledgments

We are grateful to Guy N. Rothblum and for an in-depth discussion about interactive protocols and in particular for the work on Theorem 10 which is joint with him. We also thank Ron D. Rothblum for explaining [RRR16] and the parameters in it. We thank Karthik C. S. and Oded Goldreich for helpful comments.

References

- [AKY97] Yehuda Afek, Shay Kutten, and Moti Yung. The local detection paradigm and its application to self-stabilization. *Theor. Comput. Sci.*, 186(1-2):199–229, 1997.
- [AW09] Scott Aaronson and Avi Wigderson. Algebrization: A new barrier in complexity theory. *TOCT*, 1(1):2:1–2:54, 2009.
- [BEG⁺94] Manuel Blum, William S. Evans, Peter Gemmell, Sampath Kannan, and Moni Naor. Checking the correctness of memories. *Algorithmica*, 12(2/3):225–244, 1994.
- [BFLS91] László Babai, Lance Fortnow, Leonid A. Levin, and Mario Szegedy. Checking computations in polylogarithmic time. In *Proceedings of the 23rd Annual ACM Symposium on Theory of Computing, May 5-8, 1991, New Orleans, Louisiana, USA*, pages 21–31, 1991.
- [BFP15] Mor Baruch, Pierre Fraigniaud, and Boaz Patt-Shamir. Randomized proof-labeling schemes. In *Proceedings of the 2015 ACM Symposium on Principles of Distributed Computing, PODC 2015, Donostia-San Sebastián, Spain, July 21 - 23, 2015*, pages 315–324, 2015.
- [BFS86] László Babai, Peter Frankl, and Janos Simon. Complexity classes in communication complexity theory (preliminary version). In *27th Annual Symposium on Foundations of Computer Science, Toronto, Canada, 27-29 October 1986*, pages 337–347, 1986.

- [BG08] Boaz Barak and Oded Goldreich. Universal arguments and their applications. *SIAM J. Comput.*, 38(5):1661–1694, 2008.
- [BM88] László Babai and Shlomo Moran. Arthur-merlin games: A randomized proof system, and a hierarchy of complexity classes. *J. Comput. Syst. Sci.*, 36(2):254–276, 1988.
- [CCH⁺18] Ran Canetti, Yilei Chen, Justin Holmgren, Alex Lombardi, Guy N. Rothblum, and Ron D. Rothblum. Fiat-shamir from simpler assumptions. Cryptology ePrint Archive, Report 2018/1004, 2018. <http://eprint.iacr.org/>.
- [Con92] Anne Condon. The complexity of space boundes interactive proof systems. In Klaus Ambos-Spies, Steven Homer, and Uwe Schöning, editors, *Complexity Theory: Current Research, Dagstuhl Workshop, February 2-8, 1992*, pages 147–189. Cambridge University Press, 1992.
- [DS92] Cynthia Dwork and Larry J. Stockmeyer. Finite state verifiers I: the power of interaction. *J. ACM*, 39(4):800–828, 1992.
- [FFH16] Laurent Feuilloley, Pierre Fraigniaud, and Juho Hirvonen. A hierarchy of local decision. In *43rd International Colloquium on Automata, Languages, and Programming, ICALP 2016, July 11-15, 2016, Rome, Italy*, pages 118:1–118:15, 2016.
- [FFH⁺18] Laurent Feuilloley, Pierre Fraigniaud, Juho Hirvonen, Ami Paz, and Mor Perry. Redundancy in distributed proofs. In *32nd International Symposium on Distributed Computing, DISC 2018, New Orleans, LA, USA, October 15-19, 2018*, pages 24:1–24:18, 2018.
- [FKP11] Pierre Fraigniaud, Amos Korman, and David Peleg. Local distributed decision. In *Foundations of Computer Science (FOCS), 2011 IEEE 52nd Annual Symposium on*, pages 708–717. IEEE, 2011.
- [FS86] Amos Fiat and Adi Shamir. How to prove yourself: Practical solutions to identification and signature problems. In *CRYPTO*, volume 263, pages 186–194. Springer, 1986.
- [GKR15] Shafi Goldwasser, Yael Tauman Kalai, and Guy N. Rothblum. Delegating computation: Interactive proofs for muggles. *J. ACM*, 62(4):27:1–27:64, 2015.
- [GMR89] Shafi Goldwasser, Silvio Micali, and Charles Rackoff. The knowledge complexity of interactive proof systems. *SIAM J. Comput.*, 18(1):186–208, 1989.
- [GMW91] Oded Goldreich, Silvio Micali, and Avi Wigderson. Proofs that yield nothing but their validity for all languages in NP have zero-knowledge proof systems. *J. ACM*, 38(3):691–729, 1991.
- [GPW18] Mika Göös, Toniann Pitassi, and Thomas Watson. The landscape of communication complexity classes. *Computational Complexity*, 27(2):245–304, 2018.
- [GR18] Tom Gur and Ron D. Rothblum. Non-interactive proofs of proximity. *Computational Complexity*, 27(1):99–207, 2018.
- [GS89] Shafi Goldwasser and Michael Sipser. Private coins versus public coins in interactive proof systems. *Advances in Computing Research*, 5:73–90, 1989.

- [GS16] Mika Göös and Jukka Suomela. Locally checkable proofs in distributed computing. *Theory of Computing*, 12(1):1–33, 2016.
- [HT74] John E. Hopcroft and Robert Endre Tarjan. Efficient planarity testing. *J. ACM*, 21(4):549–568, 1974.
- [IKOS08] Yuval Ishai, Eyal Kushilevitz, Rafail Ostrovsky, and Amit Sahai. Cryptography with constant computational overhead. In *Proceedings of the 40th Annual ACM Symposium on Theory of Computing, Victoria, British Columbia, Canada, May 17-20, 2008*, pages 433–442, 2008.
- [Kil92] Joe Kilian. A note on efficient zero-knowledge proofs and arguments (extended abstract). In *STOC*, pages 723–732. ACM, 1992.
- [KK07] Amos Korman and Shay Kutten. Distributed verification of minimum spanning trees. *Distributed Computing*, 20(4):253–266, 2007.
- [KKP10] Amos Korman, Shay Kutten, and David Peleg. Proof labeling schemes. *Distributed Computing*, 22(4):215–233, 2010.
- [KOS18] Gillat Kol, Rotem Oshman, and Raghuvansh R. Saxena. Interactive distributed proofs. In *Proceedings of the 2018 ACM Symposium on Principles of Distributed Computing, PODC 2018, Egham, United Kingdom, July 23-27, 2018*, pages 255–264, 2018.
- [KPY18] Yael Kalai, Omer Paneth, and Lisa Yang. On publicly verifiable delegation from standard assumptions. *IACR Cryptology ePrint Archive*, 2018.
- [KR08] Yael Tauman Kalai and Ran Raz. Interactive PCP. In *Automata, Languages and Programming, 35th International Colloquium, ICALP 2008, Reykjavik, Iceland, July 7-11, 2008, Proceedings, Part II - Track B: Logic, Semantics, and Theory of Programming & Track C: Security and Cryptography Foundations*, pages 536–547, 2008.
- [KW90] Mauricio Karchmer and Avi Wigderson. Monotone circuits for connectivity require super-logarithmic depth. *SIAM J. Discrete Math.*, 3(2):255–265, 1990.
- [LFKN92] Carsten Lund, Lance Fortnow, Howard J. Karloff, and Noam Nisan. Algebraic methods for interactive proof systems. *J. ACM*, 39(4):859–868, 1992.
- [Mic00] Silvio Micali. Computationally sound proofs. *SIAM J. Comput.*, 30(4):1253–1298, 2000.
- [Osh18] Rotem Oshman. Distributed interactive proofs, 2018. Interactive Complexity Workshop, Simon’s Institute. <https://simons.berkeley.edu/talks/distributed-interactive-proofs>.
- [RRR16] Omer Reingold, Guy N. Rothblum, and Ron D. Rothblum. Constant-round interactive proofs for delegating computation. In *Proceedings of the 48th Annual ACM SIGACT Symposium on Theory of Computing, STOC 2016, Cambridge, MA, USA, June 18-21, 2016*, pages 49–62, 2016.

- [RVW13] Guy N. Rothblum, Salil P. Vadhan, and Avi Wigderson. Interactive proofs of proximity: delegating computation in sublinear time. In Dan Boneh, Tim Roughgarden, and Joan Feigenbaum, editors, *Symposium on Theory of Computing Conference, STOC'13, Palo Alto, CA, USA, June 1-4, 2013*, pages 793–802. ACM, 2013.
- [Sha92] Adi Shamir. $IP = PSPACE$. *J. ACM*, 39(4):869–877, 1992.
- [Wil16] Richard Ryan Williams. Strong ETH breaks with merlin and arthur: Short non-interactive proofs of batch evaluation. In *31st Conference on Computational Complexity, CCC 2016, May 29 to June 1, 2016, Tokyo, Japan*, pages 2:1–2:17, 2016.