

SECURITIES AND EXCHANGE COMMISSION

FORM 10-K

Annual report pursuant to section 13 and 15(d)

Filing Date: **2008-02-22** | Period of Report: **2007-12-31**  
SEC Accession No. [0000018230-08-000052](#)

([HTML Version](#) on [secdatabase.com](#))

FILER

**CATERPILLAR INC**

CIK: **18230** | IRS No.: **370602744** | State of Incorporation: **DE** | Fiscal Year End: **1231**  
Type: **10-K** | Act: **34** | File No.: **001-00768** | Film No.: **08635705**  
SIC: **3531** Construction machinery & equip

Mailing Address  
*100 NE ADAMS ST  
PEORIA IL 61629*

Business Address  
*100 NE ADAMS ST  
PEORIA IL 61629  
3096751000*

UNITED STATES  
SECURITIES AND EXCHANGE COMMISSION  
Washington, D.C. 20549



FORM 10-K

(Mark One)

**ANNUAL REPORT PURSUANT TO SECTION 13 OR 15(d)  
OF THE SECURITIES EXCHANGE ACT OF 1934**

For the fiscal year ended December 31, 2007

OR

**TRANSITION REPORT PURSUANT TO SECTION 13 OR 15(d)  
OF THE SECURITIES EXCHANGE ACT OF 1934**

For the transition period from \_\_\_\_\_ to \_\_\_\_\_.

Commission File No. 1-768

**CATERPILLAR INC.**

(Exact name of Registrant as specified in its charter)

Delaware  
(State or other jurisdiction of incorporation)

37-0602744  
(IRS Employer I.D. No.)

100 NE Adams Street, Peoria, Illinois  
(Address of principal executive offices)

61629  
(Zip Code)

Registrant's telephone number, including area code: (309) 675-1000

Securities registered pursuant to Section 12(b) of the Act:

<b>Title of each class</b>	<b>Name of each exchange on which registered</b>
Common Stock (\$1.00 par value) <sup>(1)</sup>	Chicago Stock Exchange New York Stock Exchange
Preferred Stock Purchase Rights	Chicago Stock Exchange New York Stock Exchange
9 3/8% Debentures due August 15, 2011	New York Stock Exchange
9 3/8% Debentures due March 15, 2021	New York Stock Exchange
8% Debentures due February 15, 2023	New York Stock Exchange
5.3% Debentures due September 15, 2035	New York Stock Exchange

In addition to the exchanges in the United States, Caterpillar common stock is also listed on stock exchanges in Belgium, France, Germany, Great Britain and Switzerland.

Securities registered pursuant to Section 12(g) of the Act: None

Indicate by check mark whether the Registrant is a well-known seasoned issuer, as defined in Rule 405 of the Securities Act. Yes  No

Indicate by check mark if the Registrant is not required to file reports pursuant to Section 13 or Section 15(d) of the Act. Yes  No

Indicate by check mark whether the Registrant (1) has filed all reports required to be filed by Section 13 or 15(d) of the Securities Exchange Act of 1934 during the preceding 12 months (or for such shorter period that the Registrant was required to file such reports), and (2) has been subject to such filing requirements for the past 90 days. Yes  No

Indicate by check mark if disclosure of delinquent filers pursuant to Item 405 of Regulation S-K is not contained herein, and will not be contained, to the best of Registrant's knowledge, in definitive proxy or information statements incorporated by reference in Part III of this Form 10-K or any amendment to this Form 10-K.

Indicate by check mark whether the Registrant is a large accelerated filer, an accelerated filer, a non-accelerated filer or a smaller reporting company. See definitions of "large accelerated filer," and "smaller reporting company" in Rule 12b-2 of the Exchange Act. (Check one):

Large accelerated filer  Accelerated filer  Non-accelerated filer  Smaller Reporting Company

Indicate by check mark whether the Registrant is a shell company (as defined in Rule 12b-2 of the Exchange Act). Yes  No

As of June 30, 2007, there were 639,155,181 shares of common stock of the Registrant outstanding, and the aggregate market value of the voting stock held by non-affiliates of the Registrant (assuming only for purposes of this computation that directors and executive officers may be affiliates) was approximately \$ 49.5 billion.

As of December 31, 2007, there were 623,986,134 shares of common stock of the Registrant outstanding, and the aggregate market value of the voting stock held by non-affiliates of the Registrant (assuming only for purposes of the computation that directors and executive officers may be affiliates) was approximately \$44.8 billion.

### Documents Incorporated by Reference

Portions of the documents listed below have been incorporated by reference into the indicated parts of this Form 10-K, as specified in the responses to the item numbers involved.

Part III	2008 Annual Meeting Proxy Statement (Proxy Statement) expected to be filed with the Securities and Exchange Commission (SEC) on April 21, 2008 but not later than June 30, 2008 (within 120 days after the end of the calendar year).
Parts I, II, IV	General and Financial Information for 2007 containing the information required by SEC Rule 14a-3 for an annual report to security holders filed as Exhibit 13 to this Form 10-K.

---

## TABLE OF CONTENTS

---

<b>Part I</b>	<a href="#">Item 1.</a>	Business
	<a href="#">Item 1A.</a>	Risk Factors
	<a href="#">Item 1B.</a>	Unresolved Staff Comments

[Item 1C.](#) Executive Officers of the Registrant as of December 31, 2007

[Item 2.](#) Properties

[Item 3.](#) Legal Proceedings

[Item 4.](#) Submission of Matters to a Vote of Security Holders

---

**Part II** [Item 5.](#) Market for Registrant's Common Equity, Related Stockholder Matters and Issuer Purchases of Equity Securities

[Item 6.](#) Selected Financial Data

[Item 7.](#) Management's Discussion and Analysis of Financial Condition and Results of Operations

[Item 7A.](#) Quantitative and Qualitative Disclosures About Market Risk

[Item 8.](#) Financial Statements and Supplementary Data

[Item 9.](#) Changes in and Disagreements With Accountants on Accounting and Financial Disclosure

[Item 9A.](#) Controls and Procedures

[Item 9B.](#) Other Information

---

**Part III** [Item 10.](#) Directors, Executive Officers and Corporate Governance

[Item 11.](#) Executive Compensation

[Item 12.](#) Security Ownership of Certain Beneficial Owners and Management and Related Stockholder Matters

[Item 13.](#) Certain Relationships and Related Transactions, and Director Independence

[Item 14.](#) Principal Accountant Fees and Services

---

**Part IV** [Item 15.](#) Exhibits and Financial Statement Schedules

---

## PART I

### Item 1. Business.

#### ***General***

The company was originally organized as Caterpillar Tractor Co. in 1925 in the State of California. In 1986, the company reorganized as Caterpillar Inc. in the State of Delaware. As used herein, the term "Caterpillar," "we," "us," "our" or "the company" refers to Caterpillar Inc. and its subsidiaries unless designated or identified otherwise.

#### ***Principal Lines of Business / Nature of Operations***

We operate in three principal lines of business:

1. **Machinery**— A principal line of business which includes the design, manufacture, marketing and sales of construction, mining and forestry machinery—track and wheel tractors, track and wheel loaders, pipelayers, motor graders, wheel tractor-scrappers, track and wheel excavators, backhoe loaders, log skidders, log loaders, off-highway trucks, articulated trucks, paving products, skid steer loaders and related parts. Also includes logistics services for other companies and the design, manufacture, remanufacture, maintenance and services of rail-related products.

2. **Engines**— A principal line of business including the design, manufacture, marketing and sales of engines for Caterpillar machinery; electric power generation systems; on-highway vehicles and locomotives; marine, petroleum, construction, industrial, agricultural and other applications; and related parts. Also includes remanufacturing of Caterpillar engines and a variety of Caterpillar machine and engine components and remanufacturing services for other companies. Reciprocating engines meet power needs ranging from 5 to 21,500 horsepower (4 to over 16 000 kilowatts). Turbines range from 1,600 to 20,500 horsepower (1 200 to 15 000 kilowatts).
3. **Financial Products**— A principal line of business consisting primarily of Caterpillar Financial Services Corporation (Cat Financial), Caterpillar Insurance Holdings, Inc. (Cat Insurance), Caterpillar Power Ventures Corporation (Cat Power Ventures) and their respective subsidiaries. Cat Financial provides a wide range of financing alternatives to customers and dealers for Caterpillar machinery and engines, Solar gas turbines as well as other equipment and marine vessels. Cat Financial also extends loans to customers and dealers. Cat Insurance provides various forms of insurance to customers and dealers to help support the purchase and lease of our equipment. Cat Power Ventures is an investor in independent power projects using Caterpillar power generation equipment and services.

Due to financial information required by Statement of Financial Accounting Standards No. 131, *Disclosures about Segments of an Enterprise and Related Information*, we have also divided our business into nine reportable segments for financial reporting purposes. Information about our reportable segments, including geographic information, appears in Note 24 – “Segment information” of Exhibit 13.

Other information about our operations in 2007 and our outlook for 2008, including risks associated with foreign operations, is incorporated by reference from "Management's Discussion and Analysis" of Exhibit 13.

### **Company Strengths**

Caterpillar is the leader in construction and mining equipment, and diesel and natural gas engines and industrial gas turbines in our size range. The company is also a leading services provider through Cat Financial, Caterpillar Logistics Services Inc., Caterpillar Remanufacturing Services Inc. and Progress Rail Services Corporation (Progress Rail). Annual sales and revenues were \$ 44.958 billion, making Caterpillar the largest manufacturer in its industry. Caterpillar is also a leading U.S. exporter. Through direct sales of certain products and a global network of independent dealers, Caterpillar builds long-term relationships with customers around the world. For over 80 years, the Caterpillar name has been associated with the highest level of quality products and services. More information is available at [www.CAT.com](http://www.CAT.com).

Page 1

### **Competitive Environment**

Caterpillar products and product support services are sold worldwide into a variety of highly competitive markets. In all markets, we compete on the basis of product performance, customer service, quality and price. From time to time, the intensity of competition results in price discounting in a particular industry or region. Such price discounting puts pressure on margins and can negatively impact operating profit.

Outside of the United States, certain competitors enjoy competitive advantages inherent to operating in their home countries or regions.

<b><i>Machinery</i></b>
-------------------------

The competitive environment for Caterpillar's machinery business consists of some global competitors and many regional and specialized local competitors. Examples of global competitors include, but are not limited to, Komatsu Ltd., Volvo Construction Equipment (part of the Volvo Group AB), CNH Global N.V., Hitachi Construction Machinery Co., Terex Corporation, J.C. Bamford Ltd. and Doosan Infracore Co., Ltd. Each of these companies have varying numbers of product lines that compete with Caterpillar product lines and each have varying degrees of regional focus. John Deere Construction and Forestry Division (part of Deere & Co.), for example, has numerous product lines that compete with Caterpillar primarily in North America and Latin America. Others, like Hitachi, offer a limited range of products that compete globally against Caterpillar.

During 2007, global industry demand continued to be strong and most competitors experienced increased sales and operating profits, despite weak construction activity in North America. Solid economic and industry growth was experienced in most of the world outside North America, particularly in emerging markets. The overall competitive environment in the machinery business continues to be intense, and the overall financial health of the industry continues to improve.

Caterpillar's logistics business provides integrated supply chain services for Caterpillar and over 65 other companies worldwide. It competes with global, regional and local competitors, including companies such as DHL Express USA, Inc. and United Parcel Service, Inc. The unit has grown rapidly since its inception in 1987, and the contract logistics industry is expected to continue to grow at rates above that of the global economy as a whole.

Since its acquisition by Caterpillar in June 2006, wholly owned subsidiary Progress Rail has continued its position in North America as a leading provider of a broad range of products. Based in Albertville, Alabama, Progress Rail is a leading provider of remanufactured locomotive, railcar and track products and services to the North American railroad industry. The company also has one of the most extensive rail service and supply networks in North America. Expansion into the railroad aftermarket business is a strong fit with our strategic direction and will leverage Caterpillar's global remanufacturing capabilities.

In February 2007, Caterpillar acquired certain assets and assumed certain liabilities of Franklin Power Products and International Fuel Systems, Inc., subsidiaries of Remy International. These businesses joined other Caterpillar remanufacturing facilities in the United States, Mexico, Europe and Asia, increasing our overall product and service offering and providing a platform for future growth opportunities for remanufactured products.

In November 2007, Caterpillar announced the acquisition of the assets of the Blount Forestry Division and assumed product design, development and manufacturing responsibilities, offering a full range of products and services for logging, millyard, road-building and land management. Competition in this market comes from John Deere Forestry Division (part of Deere & Co), Komatsu Ltd. and others.

## ***Engines***

Caterpillar operates in a very competitive engine/turbine manufacturing and packaging environment. The company designs, manufactures, markets and sells diesel, heavy fuel and natural gas reciprocating engines for Caterpillar machinery; electric power generation systems; on-highway vehicles and locomotives; marine, petroleum, construction, industrial, agricultural and other applications. In addition, Caterpillar provides industrial turbines and turbine related services for oil and gas and power generation applications.

### Page 2

The competitive environment for reciprocating engines in marine, petroleum, construction, industrial, agriculture and electric power generation systems along with turbines consists of a few global competitors who compete in a variety of Caterpillar's markets, and a larger set of companies who compete in a limited size range and/or application. Principal global competitors include, but are not limited to, Cummins Inc., MTU Friedrichshafen and MTU Detroit Diesel (both part of Tognum GmbH) and Wartsila Corp. Other competitors, such as John Deere Power Systems (part of Deere & Co.), Siemens Power Generation (part of Siemens AG), GE Energy, MAN AG, Mitsubishi Heavy Industries LTD and Volvo Penta (part of Volvo Group AB) compete in a portion of Caterpillar's markets. An additional set of competitors, including Generac Power Systems, Inc., Kohler Co., Kawasaki Heavy Industries, Ltd., Rolls-Royce Group plc and others, are packagers who source engines and/or other components from domestic and international suppliers and market products regionally and internationally through a variety of distribution channels.

In the North American on-highway heavy-duty and mid-range diesel engine markets, competitors include, but are not limited to, Cummins Inc., Detroit Diesel Corp. and Mercedes-Benz (both part of Daimler AG), Navistar International Corp. and Volvo Group AB. On-highway diesel engine competitors in overseas markets include, but are not limited to, Mercedes-Benz and Mitsubishi Fuso Truck & Bus Corp. (both part of Daimler AG), DAF Trucks N.V., Iveco Motors (part of Fiat S.p.A), MAN AG, Scania AB and Volvo Group AB. Some of these competitors are truck and/or bus manufacturers with proprietary diesel engines who also offer engines from independent manufacturers such as Caterpillar.

Since the introduction of our four engine models with ACERT® Technology beginning in 2003, Caterpillar has shipped over 550,000 ACERT engines into the North American on-highway truck market. Customer acceptance of Caterpillar engine performance, quality and reliability continues to be strong, as evidenced by receiving a J.D. Power and Associates Award in customer satisfaction in 2007 for an unprecedented seventh year.

Caterpillar also continued to focus investment and resources on leveraging ACERT Technology into off-road markets, as well as into more of our engine platforms. The building blocks for ACERT Technology are very flexible and scaleable and are being applied as needed based on engine platform and application. From October 2004 through year-end 2007, Caterpillar has shipped over

65,000 Caterpillar machines powered by engines with ACERT Technology. A line of ACERT industrial, electric power and marine engines has been released to further leverage the technology throughout Caterpillar's businesses and engine platforms.

We believe ACERT provides Caterpillar a valuable foundation now and in the future to meet emissions and performance requirements, and we plan to continue investing in developing and leveraging ACERT Technology systems and components.

Caterpillar's remanufacturing business provides services for a variety of products and services to Caterpillar and other external clients. The remanufacturing business competes on a regional basis with similarly sized or smaller companies. The company launched the remanufacturing business in the 1970s with engines/turbines and is now one of the world's largest remanufacturers, processing more than two million units annually and recycling more than 100 million pounds of remanufactured products each year. The business continues to grow at rates well above that of the global economy as a whole.

## **Financial Products**

Cat Financial, incorporated in Delaware, is a wholly owned finance subsidiary of Caterpillar. Cat Financial's primary business is to provide retail financing alternatives for Caterpillar products to customers around the world. Such retail financing is primarily comprised of financing of Caterpillar equipment, machinery and engines. In addition, Cat Financial also provides financing for vehicles, power generation facilities and marine vessels that, in most cases, incorporate Caterpillar products. In addition to retail financing, Cat Financial provides wholesale financing to Caterpillar dealers and purchases short-term dealer receivables from Caterpillar. The various financing plans offered by Cat Financial are designed to increase the opportunity for sales of Caterpillar products and generate financing income for Cat Financial. A significant portion of Cat Financial's activities is conducted in North America. However, Cat Financial has additional offices and subsidiaries in Asia, Australia, Europe and Latin America.

For over 25 years, Cat Financial has been providing financing in the various markets in which it participates, contributing to its knowledge of asset values, industry trends, product structuring and customer needs.

Page 3

In certain instances, Cat Financial's operations are subject to supervision and regulation by state, federal and various foreign governmental authorities, and may be subject to various laws and judicial and administrative decisions imposing various requirements and restrictions which, among other things, (i) regulate credit granting activities and the administration of loans, (ii) establish maximum interest rates, finance charges and other charges, (iii) require disclosures to customers, (iv) govern secured transactions, (v) set collection, foreclosure, repossession and other trade practices and (vi) regulate the use and reporting of information related to a borrower's credit experience.

Cat Financial's retail financing leases and installment sale contracts (totaling 64 percent\*) include:

- Tax leases that are classified as either operating or finance leases for financial accounting purposes, depending on the characteristics of the lease. For tax purposes, Cat Financial is considered the owner of the equipment (18 percent\*).
- Finance (non-tax) leases where the lessee is considered the owner of the equipment during the term of the lease, and the agreement either requires or allows the customer to purchase the equipment for a fixed price at the end of the term (20 percent\*).
- Installment sale contracts, which are equipment loans that enable customers to purchase equipment with a down payment or trade-in and structured payments over time (25 percent\*).
- Governmental lease-purchase plans in the United States that offer low interest rates and flexible terms to qualified non-federal government agencies (1 percent\*).

Retail notes receivables (21 percent\*) include:

- Loans that allow customers and dealers to use their Caterpillar equipment as collateral to obtain financing.

Wholesale notes receivables, finance leases and installment sale contracts (totaling 15 percent\*) include:

- Inventory/rental programs which provide assistance to dealers by financing their inventory, rental fleets and rental facilities (6 percent\*).
- Short-term dealer receivables that Cat Financial purchases from Caterpillar and subsidiaries at a discount (9 percent\*).



---

\*Indicates the percentage of Cat Financial's total portfolio at December 31, 2007. We define total portfolio as total finance receivables (net of unearned income and allowance for credit losses) plus equipment on operating leases, less accumulated depreciation. For more information on the above and Cat Financial's concentration of credit risk, please refer to Note 8 – "Finance receivables" of Exhibit 13.

The retail financing business is highly competitive, with financing for users of Caterpillar equipment available through a variety of sources, principally commercial banks and finance and leasing companies. Cat Financial's competitors include CIT Group Inc.; CitiCapital, a business unit of Citigroup; General Electric Capital Corporation and various local banks and finance companies. In addition, many of our manufacturing competitors use below-market interest rate programs (subsidized by the manufacturer) to assist machine sales. Caterpillar and Cat Financial work together to provide a broad array of financial merchandising programs around the world to respond to these competing offers.

Cat Financial's results are largely dependent upon Caterpillar dealers' ability to sell equipment and customers' willingness to enter into financing or leasing agreements. It is also affected by the availability of funds from its financing sources and general economic conditions such as inflation and market interest rates.

Cat Financial has a "match funding" policy that addresses interest rate risk by aligning the interest rate profile (fixed rate or floating rate) of its debt portfolio with the interest rate profile of its receivable portfolio (loans and leases with customers and dealers) within predetermined ranges on an ongoing basis. In connection with that policy, Cat Financial issues debt with a similar interest rate profile to its receivables, and also uses interest rate swap agreements to manage its interest rate risk exposure to interest rate changes and in some cases to lower its cost of borrowed funds. For more information regarding match funding, please see Note 3 – "Derivative financial instruments and risk management" of Exhibit 13.

---

Page 4

---

In managing foreign currency risk for Cat Financial's operations, the objective is to minimize earnings volatility resulting from conversion and the remeasurement of net foreign currency balance sheet positions. This policy allows the use of foreign currency forward and option contracts to address the risk of currency mismatch between the receivable and debt portfolios. None of these foreign currency forward and option contracts are designated as a hedge.

Cat Financial provides financing only when acceptable criteria are met. Credit decisions are based on, among other things, the customer's credit history, financial strength and equipment application. Cat Financial typically maintains a security interest in retail-financed equipment and requires physical damage insurance coverage on financed equipment. Cat Financial finances a significant portion of Caterpillar dealers' sales and inventory of Caterpillar equipment, especially in North America. Cat Financial's competitive position is improved by marketing programs, subsidized by Caterpillar and/or Caterpillar dealers, which allow it to offer below-market interest rates. Under these programs, Caterpillar, or the dealer, subsidizes an amount at the outset of the transaction, which Cat Financial then recognizes as revenue over the term of the financing. Transaction processing time and supporting technologies continue to drive Cat Financial in its efforts to respond quickly to customers and improve internal processing efficiencies. We believe Cat Financial's web-based Cat FinancExpress<sup>SM</sup> transaction processing and information tool currently available in the United States, France, Canada and Australia provides Cat Financial a competitive advantage in those areas. Cat FinancExpress collects information on-line to provide finance quotes and credit decisions and then prints the related documents, all in a very short time frame.

Caterpillar Insurance Company, a wholly owned subsidiary of Cat Insurance is a U.S. insurance company domiciled in Missouri and primarily regulated by the Missouri Department of Insurance. The insurance company is licensed to conduct property and casualty insurance business in 49 states and the District of Columbia, and as such, is regulated in those jurisdictions as well. The State of Missouri acts as the lead regulatory authority and monitors Caterpillar Insurance Company's financial status to ensure that it is in compliance with minimum solvency requirements, as well as other financial ratios prescribed by the National Association of Insurance Commissioners.

Caterpillar Life Insurance Company, a wholly owned subsidiary of Caterpillar, is a U.S. insurance company domiciled in Missouri and primarily regulated by the Missouri Department of Insurance. The insurance company is licensed to conduct life and accident and health insurance business in 26 states and the District of Columbia, and as such, is regulated in those jurisdictions as well. The State of Missouri acts as the lead regulatory authority and it monitors the financial status to ensure that it is in compliance with minimum solvency requirements, as well as other financial ratios prescribed by the National Association of Insurance Commissioners. Caterpillar Life Insurance Company also provides stop loss insurance protection to a Missouri Voluntary Employees' Beneficiary Association (VEBA) trust used to fund medical claims of salaried retirees of Caterpillar under the VEBA.



Caterpillar Insurance Co. Ltd., a wholly owned subsidiary of Cat Insurance is a captive insurance company domiciled in Bermuda and regulated by the Bermuda Monetary Authority. Caterpillar Insurance Co. Ltd. is a Class 2 insurer (as defined by the Bermuda Insurance Amendment Act of 1995), which primarily insures affiliates and, as such, the Bermuda Monetary Authority requires an Annual Financial Filing for purposes of monitoring compliance with solvency requirements.

Caterpillar Product Services Corporation, a wholly owned subsidiary of Caterpillar, is a warranty company domiciled in Missouri. It conducts a machine extended service contract program in Italy, France and Germany by providing machine extended warranty reimbursement protection to dealers in those countries.

Caterpillar Insurance Services Corporation, a wholly owned subsidiary of Cat Insurance, is a Tennessee insurance brokerage company licensed in all 50 states and the District of Columbia. It provides brokerage services for all property and casualty and life and health lines of business.

Caterpillar's insurance group provides protection for claims under the following programs:

- Contractual Liability Insurance to Caterpillar dealers and Original Equipment Manufacturers (OEMs) for extended service contracts (parts and labor) offered by third party dealers and OEMs.
- Cargo insurance for the worldwide cargo risks of Caterpillar products.
- Contractors' Equipment Physical Damage Insurance for equipment manufactured by Caterpillar's OEMs, which is leased, rented or sold by third party dealers.

---

Page 5

---

- General liability, employer's liability, auto liability and property insurance for Caterpillar.
- Mortgagee's Interest Insurance to Cat Financial for its marine loan portfolio.
- Retiree Medical Stop Loss Insurance for medical claims under the VEBA.
- Brokerage services for property and casualty and life and health business.

Cat Power Ventures, a wholly owned subsidiary of Caterpillar, primarily invested equity and took ownership interests in power generation projects throughout the world that utilize Caterpillar power generation equipment. In some cases, these projects also utilize construction and operations and maintenance services that are provided by other Caterpillar subsidiaries. Cat Power Ventures has investments in power projects in Poland, the Dominican Republic and Tunisia and has created direct and indirect subsidiaries and affiliates to hold these investments. In December 2005, Cat Power Ventures decided that it would no longer invest equity in power generation projects. As a result, Cat Power Ventures will not make any new equity investments in power generation projects and will sell its project investment portfolio.

### **Business Developments in 2007**

In 2007, Caterpillar continued to focus on the execution of our Vision 2020 strategy that was introduced in 2005. Through Vision 2020, we established key enterprise goals for 2010 grouped under the "3Ps" of people, performance and profitable growth. Our people goals include a highly engaged workforce and world-class safety. The performance, product and process goals are related to improved quality and market leadership in every major product group we serve. The profitable growth goals include a 2010 sales and revenues target and earnings per share growth.

### **Strategy Update**

In April 2007, the company's Chairman and CEO, Jim Owens, updated analysts and investors on the execution of the company's strategy. Highlights of the 2007 status update include:

- On track to reach 2010 goals of \$50+ billion of sales and revenues and profit per share growth in a range of 15 to 20 percent;
- Implementation of the Caterpillar Production System (CPS) expected to improve safety, employee engagement, dealer repair frequency, product availability, inventory turns and labor productivity through 2010;

- Improvement in recordable injuries and lost time cases;
- Continued growth in China; and
- Continued planning to managing earnings per share and return on assets in a trough cycle.

### **Financial Results and Stockholder Value**

Further progress toward financial goals and increased stockholder value was made in 2007. Full year 2007 results marked the fifth straight year of record sales and revenues and the fourth consecutive year of record profit for Caterpillar, including sales and revenues of \$44.958 billion and profit of \$3.541 billion, or \$5.37 per share. We also reduced the number of shares outstanding by repurchasing 33.5 million shares in 2007 at a cost of \$2.405 billion in support of our Board authorized \$7.5 billion stock repurchase program approved in February 2007 to be completed by 2011.

### **Caterpillar Production System**

We continued our internal focus on global deployment of CPS with 6 Sigma. Implementation of CPS is fundamental to reaching our 2010 goals to reduce product availability by three times and improve inventory turns by more than 40 percent.

### **Sustainability**

In 2007, the company continued our efforts in sustainable development and commitment to make sustainable development a "strategic area of improvement" in our enterprise strategy. The company was selected as a member of the Dow Jones Sustainability World Index (DJSI World) for the seventh consecutive year. DJSI uses a best-in-class approach designed to identify best practices across the economic, social and environmental dimensions of corporate sustainability. In October 2007, Caterpillar received a prestigious J.D. Power and Associates Award for ranking highest in customer satisfaction in the "Pickup and Delivery" category of their 2007 Heavy Duty Truck Engine/Transmission Customer Satisfaction Study. This award is the tenth Caterpillar has received from J.D. Power and Associates for heavy-duty truck engine customer satisfaction.

### **Growth in China**

In 2007, the company made progress toward its commitment to continue expansion of our business in China in support of our overall enterprise strategy and Vision 2020.

- In March 2007, Caterpillar Marine Asia Pacific, the regional headquarters of Caterpillar Marine Power Systems in Shanghai, P. R. China, moved to a new office shared with Lei Shing Hong Machinery Ltd., Caterpillar's marine dealer for Eastern China. This move better allows Caterpillar Marine Asia Pacific to serve the fast-growing marine markets in China, as well as India, Vietnam, Indonesia, Singapore, Malaysia and Australia.

- As part of our long-term strategic plan to support manufacturing growth in China and at its operations around the world, Caterpillar celebrated the grand opening of new manufacturing operations in Wuxi, China in May 2007. The Wuxi campus is located in Jiangsu Province in East China and includes nearly 47 acres. Caterpillar (China) Machinery Components Co. Ltd. (CCMC), a wholly owned Caterpillar company, will manufacture a range of components to be used primarily in Caterpillar machines and to be sold to select original equipment manufacturers (OEMs). Using leased buildings, Caterpillar has produced hydraulic hose assemblies in Wuxi since mid-2006 and it has fabricated and assembled cabs for core Caterpillar machines since early 2007. The establishment of the Wuxi campus for key components is an important element in our enterprise strategy for 2010, as we continue to support our growing customer base in China and other key Asian markets.

- In August 2007, Caterpillar announced a major investment in China with plans to build state-of-the-art small and medium diesel engines in Wuxi, Jiangsu Province, China. Caterpillar signed a non-binding memorandum of understanding with the Wuxi National High-Tech Industrial Development Zone outlining a significant multi-year investment to develop and manufacture Perkins and Caterpillar branded engines in Wuxi. Construction of the engine facilities in Wuxi is subject to a final agreement being reached between Caterpillar and the Wuxi government and to other applicable approvals. The plan to build these engines in China demonstrates our long-term commitment to this critically important market and to our customers.

### **Other Growth Initiatives**

In support of our efforts toward achieving market leadership and planning for performance through a trough cycle, Caterpillar took the following actions during 2007.

- In February 2007, Caterpillar acquired certain assets and assumed certain liabilities of Franklin Power Products and International Fuel Systems, Inc., subsidiaries of Remy International. The acquisition increased our overall product and service offering and provided a platform for future growth opportunities for remanufactured products.

- In February 2007, Caterpillar, Mitsubishi Heavy Industries Ltd. (MHI) and Shin Caterpillar Mitsubishi Ltd. (SCM) signed a nonbinding memorandum of understanding to conclude a plan that would result in a new ownership structure for SCM, whereby Caterpillar would own the majority of the outstanding shares of SCM and MHI would own the remaining shares. As of the end of 2007, definitive agreements for the plan had not yet been finalized.

- In April 2007, Caterpillar completed its purchase of Eurenov S.A.S. (Eurenov), a remanufacturer of engines, transmissions and components for leading European automotive manufacturers. Caterpillar Remanufacturing Services (Cat Reman) recently concluded the two-phase purchase process, which was first announced in June 2005. Eurenov operates its primary facility in Chaumont, France, and another facility in Radom, Poland. The acquisition strengthens our position in the remanufacturing market by allowing Cat Reman greater access to the European automotive and industrial engine and transmission remanufacturing market with expansion into Eastern Europe.

- In November 2007, Caterpillar acquired the assets of Blount International, Inc.'s Forestry Division. The acquisition included manufacturing and other facilities that will join Caterpillar's global facilities that produce and support forestry equipment. Since 2003, Caterpillar and Blount have had an agreement to jointly produce and market products globally under the Caterpillar and former Timberking brands. The acquisition of Blount's operations will bring all product design, development and manufacturing under Caterpillar and support our corporate objective to be the forestry market leader. Cat Forest Products now offers the broadest product line in the industry with a full range of products and services for logging, millyard, road-building and land management.

- In December 2007, six Caterpillar dealers purchased certain assets of PMHC LLC (the Pioneer group), including Pioneer Machinery LLC, a premier distributor of forestry products in the southeastern United States. Prior to this sale, PMHC LLC and its operating companies were jointly owned by Caterpillar and these six Caterpillar dealers, whose service territories cover the same area of the southeastern United States. As a result of the sale, operations of the Pioneer group were transitioned to these six Caterpillar dealers. This strategic move is expected to strengthen Caterpillar's Customer Support Network in the Forestry Industry and enhance the Company's ability to serve its forestry customers in the southeastern United States, while also providing better continuity for the strong Pioneer brand and the Company's forestry product distribution channel with that of the traditional Caterpillar dealer business model. The Caterpillar dealers involved in the transaction were Blanchard Machinery, Carolina Tractor, Carter Machinery, Gregory Poole, Ring Power and Yancey Brothers.

### **Acquisitions and Alliances**

Information related to acquisitions and alliances appears in Note 25 – “Alliances and acquisitions” of Exhibit 13.

### **Order Backlog**

The dollar amount of backlog believed to be firm was approximately \$17.8 billion at December 31, 2007, and \$14.5 billion at December 31, 2006. Of the total backlog, approximately \$2.5 billion at December 31, 2007, and \$1.9 billion at December 31, 2006, was not expected to be filled in the following year. Our backlog is generally highest in the first and second quarters because of seasonal buying trends in our industry.

### **Dealers**

Our machines are distributed principally through a worldwide organization of independent dealers (dealer network), 53 located in the United States and 128 located outside the United States. Worldwide, these dealers serve 182 countries and operate 3,645 places of business, including 1,606 dealer rental outlets. Reciprocating engines are sold principally through the dealer network and to other manufacturers for use in their products. Some of the reciprocating engines manufactured by Perkins Engines Company Limited (Perkins) also are sold through a worldwide network of 132 distributors located in 181 countries. The FG Wilson branded electric power generation systems are sold through a worldwide network of 200 dealers located in 180 countries.

These dealers do not deal exclusively with our products; however, in most cases sales and servicing of our products are the dealers' principal businesses. Turbines and large medium speed reciprocating engines are sold through sales forces employed by the company. At times, these employees are assisted by independent sales representatives.

The company's relationship with each of its independent dealers is memorialized in a standard sales and service agreement. Pursuant to this agreement, the company grants the dealer the right to purchase and sell its products and to service the products in a specified geographic service territory. Prices to dealers are established by the company after receiving input from dealers on transactional pricing in the marketplace. The company also agrees to defend its intellectual property and to provide warranty and technical support to the dealer. The agreement further grants the dealer a non-exclusive license to use the company's trademarks, service marks and brand names. In some instances a separate trademark agreement exists between the company and a dealer.

In exchange for these rights, the agreement obligates the dealer to develop and promote the sale of the company's products to current and prospective customers in the dealer's service territory. Each dealer specifically agrees to employ adequate sales and support personnel to market, sell and promote the company's products, demonstrate and exhibit the products, perform the company's product improvement programs, inform the company concerning any features that might affect the safe operation of any of the company's products and maintain detailed books and records of the dealer's financial condition, sales and inventories and make these books and records available at the company's reasonable request.

These sales and service agreements are terminable at will by either party upon 90 days written notice and provide for termination automatically if the dealer files for bankruptcy protection or upon the occurrence of comparable action seeking protection from creditors.

### **Patents and Trademarks**

Our products are sold primarily under the brands "Caterpillar," "CAT," design versions of "CAT" and "Caterpillar," "Solar Turbines," "MaK," "Perkins," "FG Wilson," "Olympian" and "Progress Rail." We own a number of patents and trademarks, which have been obtained over a period of years and relate to the products we manufacture and the services we provide. These patents and trademarks have been of value in the growth of our business and may continue to be of value in the future. We do not regard any of our business as being dependent upon any single patent or group of patents.

### **Research and Development**

We have always placed strong emphasis on product-oriented research and development relating to the development of new or improved machines, engines and major components. In 2007, 2006 and 2005, we spent \$1,404 million, \$1,347 million and \$1,084 million, or 3.1 percent, 3.2 percent and 3.0 percent of our sales and revenues, respectively, on our research and development programs.

### **Employment**

As of December 31, 2007, we employed 101,333 persons of whom 50,788 were located outside the United States. From a global, enterprise perspective, we believe our relationship with our employees is very good. We build and maintain a productive, motivated workforce by treating all employees fairly and equitably.

In the United States, most of our 50,545 employees are at-will employees and, therefore, not subject to any type of employment contract or agreement. At select business units, certain highly specialized employees have been hired under employment contracts that specify a term of employment and specify pay and other benefits.

As of December 31, 2007, there were 15,045 U.S. hourly production employees who were covered by collective bargaining agreements with various labor unions. The United Automobile, Aerospace and Agricultural Implement Workers of America represents 12,235 Caterpillar employees under a six-year central labor agreement that will expire March 1, 2011. The International Association of Machinists represents 2,002 employees under labor agreements that expire on May 23, 2010, and April 30, 2012.

Outside the United States, the company enters into employment contracts and agreements in those countries in which such relationships are mandatory or customary. The provisions of these agreements correspond in each case with the required or customary terms in the subject jurisdiction.

### **Sales**

Sales outside the United States were 63 percent of consolidated sales for 2007, 54 percent for 2006 and 53 percent for 2005.

## **Environmental Matters**

The company is regulated by federal, state and international environmental laws governing our use, transport and disposal of substances and control of emissions. In addition to governing our manufacturing and other operations, these laws often impact the development of our products, including, but not limited to, required compliance with air emissions standards applicable to internal combustion engines. Compliance with these existing laws has not had a material impact on our capital expenditures, earnings or global competitive position.

We are engaged in remedial activities at a number of locations, often with other companies, pursuant to federal and state laws. When it is reasonably probable we will pay remedial costs at a site, and those costs can be reasonably estimated, the costs are charged against our earnings. In formulating that estimate, we do not consider amounts expected to be recovered from insurance companies or others. The amount recorded for environmental remediation is not material and is included in the line item "Accrued Expenses" in Statement 2 – "Consolidated Financial Position at December 31" of Exhibit 13.

We cannot reasonably estimate costs at sites in the very early stages of remediation. Currently, we have a few sites in the very early stages of remediation, and there is no more than a remote chance that a material amount for remedial activities at any individual site, or at all sites in the aggregate, will be required.

Page 9

## **Available Information**

The company files electronically with the Securities and Exchange Commission (SEC) required reports on Form 8-K, Form 10-Q, Form 10-K and Form 11-K; proxy materials; ownership reports for insiders as required by Section 16 of the Securities Exchange Act of 1934; and registration statements on Forms S-3 and S-8, as necessary; and any other form or report as required. The public may read and copy any materials the company has filed with the SEC at the SEC's Public Reference Room at 100 F Street, N.E., Washington, DC 20549. The public may obtain information on the operation of the Public Reference Room by calling the SEC at (800) SEC-0330. The SEC maintains an Internet site ([www.sec.gov](http://www.sec.gov)) that contains reports, proxy and information statements, and other information regarding issuers that file electronically with the SEC. Copies of our annual report on Form 10-K, quarterly reports on Form 10-Q, current reports on Form 8-K and any amendments to these reports filed or furnished with the SEC are available free of charge through our Internet site ([www.CAT.com/secfilings](http://www.CAT.com/secfilings)) as soon as reasonably practicable after filing with the SEC. Copies of our board committee charters, our board's Guidelines on Corporate Governance Issues, Worldwide Code of Conduct and other corporate governance information are available on our Internet site ([www.CAT.com/governance](http://www.CAT.com/governance)), or upon written request to the Corporate Secretary at 100 NE Adams Street, Peoria, Illinois 61629-7310.

Additional company information may be obtained as follows:

### ***Current information -***

- phone our Information Hotline - (800) 228-7717 (U.S. or Canada) or (858) 244-2080 (outside U.S. or Canada) to request company publications by mail, listen to a summary of Caterpillar's latest financial results and current outlook, or to request a copy of results by facsimile or mail
- request, view, or download materials on-line or register for email alerts at [www.CAT.com/materialsrequest](http://www.CAT.com/materialsrequest)

### ***Historical information -***

- view/download on-line at [www.CAT.com/historical](http://www.CAT.com/historical)

## **Item 1A. Risk Factors.**

The statements in this section describe the most significant risks to our business and should be considered carefully in conjunction with the "Management's Discussion and Analysis" of Exhibit 13. In addition, these statements constitute our cautionary statements under the Private Securities Litigation Reform Act of 1995. The discussion and analysis in this Form 10-K and in our 2007 Annual Report to Stockholders that are forward-looking and involve uncertainties that could significantly impact results. From time to time, we also provide forward-looking statements in other materials we issue to the public or in the form of oral presentation to the public. Forward-looking statements give current expectations or forecasts of future events about the company. You can identify these statements by the fact they do not relate to historical or current facts and by the use of words such as "believe," "expect," "estimate," "anticipate," "will be," "should," "plan," "project," "intend," "could," and similar words or expressions that identify forward-looking statements made on behalf of Caterpillar.

In particular, these forward-looking statements include statements relating to future actions, prospective products, products' approvals, future performance or results of current and anticipated products, sales efforts, expenses, interest rates, foreign



exchange rates, the outcome of contingencies and financial results. The statements are based on assumptions or on known or unknown risks and uncertainties. Although, we believe we have been prudent in our assumptions, we cannot guarantee the realization of these statements. Achievement of future results is subject to risks, uncertainties and potentially inaccurate assumptions. Should known or unknown risks or uncertainties materialize or underlying assumptions prove inaccurate, actual results could materially differ from past results and those anticipated, estimated or projected. Uncertainties include factors that affect international businesses, as well as matters specific to the company and the markets it serves.

The company undertakes no obligation to publicly update forward-looking statements, whether as a result of new information, future events or otherwise. You may; however, consult any further related disclosures we make in our Form 10-Q or any Form 8-K reports to the SEC.

The following is a cautionary discussion of risks, uncertainties and assumptions that we believe are significant to our business. These are factors that, individually or in the aggregate, we believe could make our actual results differ materially from expected and past results. You should note it is impossible to predict or identify all such factors and, as a result, you should not consider the following factors to be a complete discussion of risks and uncertainties.

### **Changes in Government Monetary and Fiscal Policies**

Most countries have established central banks to regulate monetary systems and influence economic activities, generally by adjusting interest rates. Interest rate changes affect overall economic growth, which alter demand for residential and nonresidential structures, energy and mined products, which in turn affect sales of our products that serve these activities. Also, interest rates affect customers' abilities to finance machine purchases and can change the optimal time to keep machines in a fleet. Our outlooks typically include assumptions about interest rates in a number of countries. Interest rates higher than those assumptions could result in lower sales than anticipated.

Government policies on taxes and spending affect our businesses. Throughout the world, government spending finances much infrastructure development, such as highways, airports, sewer and water systems and dams. Tax regulations determine depreciation lives and the amount of money users can retain, both of which influence investment decisions. Developments more unfavorable than anticipated, such as declines in government revenues, decisions to reduce public spending or increases in taxes, could negatively impact our results.

Government can also impact international trade and investment through a variety of policies, such as import quotas, inspections, capital controls or tariffs. Developments worse than anticipated in the outlook, which could include lower import quotas, more detailed inspections or higher tariffs, could negatively impact our results.

### **Environmental Regulations**

Our facilities and operations are subject to increasingly stringent environmental laws and regulations, including laws and regulations governing emissions to air, discharges to water and the generation, handling, storage, transportation, treatment and disposal of general, non-hazardous and hazardous waste materials. While we believe we are in compliance in all material respects with these environmental laws and regulations, we cannot ensure that we will not be adversely affected by costs, liabilities or claims with respect to existing or subsequently acquired operations, under present laws and regulations or those that may be adopted or imposed in the future.

Particularly our engines are subject to extensive statutory and regulatory requirements governing emissions and noise, including standards imposed by the EPA, state regulatory agencies in the U.S. and other various regulatory agencies around the world. For instance, governments may set new standards that could impact our operations in ways that are difficult to anticipate with accuracy. Thus, significant changes in standards, or the adoption of new standards, have the potential to impact our results negatively.

### **Changes in Economic Conditions of Industries We Serve**

The energy and mining industries are major users of our machines and engines. Decisions to purchase our machines and engines are dependent upon performance of these industries. If demand of output in these industries increases, the demand for our products would likely increase and vice versa. Prices of commodities in these industries are frequently volatile and change in response to economic growth, commodity inventories and any disruptions in production. We assume certain prices for key commodities in preparing our outlooks. Commodity prices lower than those assumed have the potential to negatively impact our sales.

The rates of infrastructure spending, housing starts, and commercial construction, play a significant role in our results. Our products are an integral component of these activities, and as these activities increase or decrease in the U.S. or abroad, demand for our products may be significantly impacted.

### **Changes in Price and Significant Shortages of Component Products**

We are a significant user of steel and many commodities required for the manufacture of our products. So, increases in the prices of such commodities likely would boost costs higher than expected, negatively impacting profits.

We rely on suppliers to secure component products, particularly steel, required for the manufacture of our products. A disruption in deliveries from our suppliers or decreased in availability of such components or commodities could have an adverse effect on our ability to meet our commitments to customers or increase our operating costs. We believe our source of supply of raw materials will be generally sufficient for our need in the foreseeable future. However, our results of operations or financial condition could be negatively impacted should the supply turn out to be insufficient for our operations.

### **Currency Fluctuations**

The reporting currency for our financial statements is the U.S. dollar. Certain of our assets, liabilities, expenses and revenues, are denominated in currencies other than the U.S. dollar. To prepare our consolidated financial statements, we must translate those assets, liabilities, expenses and revenues into U.S. dollars at the applicable exchange rates. As a result, increases and decreases in the value of the U.S. dollar vis-à-vis other currencies will affect the amount of these items in our consolidated financial statements, even if their value has not changed in their original currency. This could have significant impact on our results if such increase or decrease in the value of the U.S. dollar is substantial.

### **Dealer/Original Equipment Manufacturers Sourcing Practices**

We sell finished products through an independent dealer network or directly to OEMs. Both carry inventories of finished products as part of ongoing operations and adjust those inventories based on their assessments of future needs. Such adjustments can impact our results either positively or negatively.

In particular, some of our engine customers are truck manufacturers or OEMs that manufacture or could in the future manufacture engines for their own products. Despite their engine manufacturing abilities, these customers have chosen to outsource certain types of engine production to us due to the quality of our engine products and in order to reduce costs, eliminate production risks and maintain company focus. However, we cannot assure that these customers will continue to outsource engine manufacture in the future. Increased levels of production insourcing by these customers could result from a number of factors, such as shifts in our customers' business strategies, acquisition by a customer of another engine manufacturer, the inability of third-party suppliers to meet specifications and the emergence of low-cost production opportunities in foreign countries. A significant reduction in the level of engine production outsourcing from our truck manufacturers or OEM customers could significantly impact our revenues and, accordingly, have a material adverse effect on our business, results of operations and financial condition.

### **Impact of Acquisitions**

We may from time to time engage in acquisitions involving some potential risks, including failure to successfully integrate and realize the expected benefits of such acquisitions. For example, with any past or future acquisitions, there is the possibility that:

- the business culture of the acquired business may not match well with our culture;
- technological and product synergies, economies of scale and cost reductions may not occur as expected;
- the company may acquire or assume unexpected liabilities;
- unforeseen difficulties may arise in integrating operations and systems;
- the company may fail to retain and assimilate employees of the acquired business;
- higher than expected finance costs due to unforeseen changes in tax, trade, environmental, labor, safety, payroll or pension policies in any jurisdiction in which the acquired business conducts its operations; and
- the company may experience problems in retaining customers and integrating customer bases.

Failure to continue implementing the company's acquisition strategy, including successfully integrating acquired businesses, could have a material adverse effect on our business, financial condition and results of operations.

### **Competition**

We operate in a highly competitive environment, and our outlook depends on a forecast of the company's share of industry sales predicated on our ability to compete with others in the marketplace. The company competes on the basis of product performance, customer service, quality and price. There can be no assurance that our product will be able to compete successfully with these



other companies. Thus, our share of industry sales could be reduced due to aggressive pricing or product strategies pursued by competitors, unanticipated product or manufacturing difficulties, our failure to price our products competitively or an unexpected buildup in competitors' new machine or dealer-owned rental fleets, leading to severe downward pressure on machine rental rates and/or used equipment prices.

The environment remains competitive from a pricing standpoint. Our sales outlook assumes certain price increases that we announced from time to time will hold in the marketplace. While we expect that the environment will continue to absorb these price actions, changes in marketplace acceptance would negatively impact our results. Moreover, additional price discounting to maintain our competitive position could result in lower than anticipated realization.

In addition, our results and ability to compete may be impacted positively or negatively by changes in the sales mix. Our outlook assumes a certain geographic mix of sales as well as a product mix of sales. If actual results vary from this projected geographic and product mix of sales, our results could be negatively impacted.

### **Litigation and Contingency**

We face an inherent business risk of exposure to various types of claims and lawsuits. We are involved in various intellectual property, product liability, product warranty, environmental claims and lawsuits, including other legal proceedings that arise in the ordinary course of our business. Although it is not possible to predict with certainty the outcome of every claim and lawsuit, we believe these lawsuits and claims will not individually or in the aggregate have a material impact on our results. However, we could in the future incur judgments or enter into settlements of lawsuits and claims that could have a material adverse effect on our results of operations in any particular period. In addition, while we maintain insurance coverage with respect to certain claims, we may not be able to obtain such insurance on acceptable terms in the future, if at all, and any such insurance may not provide adequate coverage against any such claims.

As required by U.S. generally accepted accounting principles, we establish reserves based on our assessment of such contingencies. Subsequent developments in legal proceedings, may affect our assessment and estimates of the loss contingency recorded as a reserve requiring us to make additional materials payments, which could result in an adverse effect on our results of operations.

### **Risks to Global Operations**

Our global operations are dependent upon products manufactured, purchased and sold in the U.S. and internationally, countries with political and economic instability, exposing our business operations to certain political and economic risks inherent in operating in some countries. These risks include:

- changes in regulations; imposition of currency restrictions and other restraints;
- imposition of burdensome tariffs and quotas;
- national and international conflict, including terrorist acts; and
- economic downturns, political instability and war or civil unrest may severely disrupt economic activity in affected countries.

As a normal practice, we do not assume such events in our outlooks unless already happening when the outlook is issued. So the occurrence of one of these events has the potential to negatively impact our results.

### **Risks to Financial Services Segment**

Inherent in the operation of Cat Financial is the credit risk associated with its customers. The creditworthiness of each customer, and the rate of delinquencies, repossessions and net losses on customer obligations are directly impacted by several factors, including, but not limited to, relevant industry and economic conditions, the availability of capital, the experience and expertise of the customer's management team, commodity prices, political events and the sustained value of the underlying collateral.

Changes in interest rates, foreign currency exchange rates and market liquidity conditions could have a materially adverse effect on our earnings and cash flows. Because a significant amount of loans made by us are made at fixed interest rates, our business is subject to fluctuations in interest rates. Changes in market interest rates may influence our financing costs, returns on financial investments and the valuation of derivative contracts and could reduce our earnings and cash flows. In addition, since we make a significant amount of loans in currencies other than the U.S. dollar, fluctuations in foreign currency exchange rates could also reduce our earnings and cash flows. We also rely on a number of diversified global debt capital markets and funding programs to provide liquidity for our global operations, including commercial paper, medium term notes, retail notes, variable denomination floating rate demand notes, asset-backed securitizations and bank loans. Significant changes in market liquidity conditions could

impact our access to funding and the associated funding cost and reduce our earnings and cash flows. Although we manage interest rate, foreign currency exchange rate and market liquidity risks with a variety of techniques, including a match funding program, the selective use of derivatives and a broadly diversified funding program, there can be no assurance that fluctuations in interest rates, currency exchange rates and market liquidity conditions will not have a material adverse effect on our earnings and cash flows. If any of the variety of instruments and strategies we use to hedge our exposure to these various types of risk are ineffective, we may incur losses.

With respect to our insurance and investment management operations, changes in the equity and bond markets could cause an impairment of the value of our investment portfolio, thus requiring a negative adjustment to earnings.

**Market Acceptance of Products**

Our business relies on continued global demand for our brands and products. To achieve business goals, we must develop and sell products that appeal to our dealers, OEMs and customers. This is dependent on a number of factors including our ability to manage and maintain key dealer relationships and our ability to develop effective sales, advertising and marketing programs. In addition, our continued success is dependent on leading-edge innovation, with respect to both products and operations. This means we must be able to obtain patents that lead to the development of products that appeal to our consumers across the world. Failure to continue to deliver quality and competitive products to the marketplace, or to predict market demands for, or gain market acceptance of, our products, could have material impact on our business.

**Natural Disasters**

The occurrence of one or more natural disasters, such as tornadoes, hurricanes, earthquakes and other forms of severe weather in the U.S. or in a country in which we operate or in which our suppliers are located could adversely affect our operations and financial performance. Such events could result in physical damage to and complete or partial closure of one or more of our manufacturing facilities or distribution centers, temporary or long-term disruption in the supply of component products from some local and overseas suppliers, disruption in the transport of our products to dealers and end-users and delay in the delivery of our products to our distribution centers.

For instance, on February 5, 2008, a certain portion of our facility in Oxford, Mississippi that manufactures hose couplings for most of our machinery was physically damaged by a tornado. For the next few months, assembly operations covering a broad range of machinery will be sporadically impacted as a result of the tornado damage. This event could adversely impact our results.

**Item 1B. Unresolved Staff Comments as of December 31, 2007.**

Not applicable.

**Item 1C. Executive Officers of the Registrant as of December 31, 2007.**

<b>Name</b>	<b>Present Caterpillar Inc. position and date of initial election</b>	<b>Principal positions held during the past five years if other than Caterpillar Inc. position currently held</b>
James W. Owens (61)	Chairman and Chief Executive Officer (2004)	<ul style="list-style-type: none"> <li>• Group President (1995-2003)</li> <li>• Vice Chairman (2003-2004)</li> </ul>
Richard P. Lavin (55)	Group President (2007)	<ul style="list-style-type: none"> <li>• Vice President (2004-2007)</li> </ul>
Stuart L. Levenick (54)	Group President (2004)	<ul style="list-style-type: none"> <li>• Chairman, Shin Caterpillar Mitsubishi Ltd. (2000-2004)</li> <li>• Vice President (2000-2004)</li> </ul>
Douglas R. Oberhelman (54)	Group President (2001)	
Edward J. Rapp (50)	Group President (2007)	<ul style="list-style-type: none"> <li>• Vice President (2000-2007)</li> </ul>
Gerald L. Shaheen (63) <sup>(1)</sup>	Group President (1998)	
Gérard R. Vittecoq (59)	Group President (2004)	<ul style="list-style-type: none"> <li>• Vice President (2000-2004)</li> </ul>
Steven H. Wunning (56)	Group President (2004)	<ul style="list-style-type: none"> <li>• Vice President (1998-2004)</li> </ul>
James B. Buda (60)	Vice President, General Counsel and Secretary (2001)	

David B. Burritt (52)	Vice President and Chief Financial Officer (2004)	• Controller (2002-2004)
Bradley M. Halverson (47)	Controller (2004)	• Corporate Business Development Manager, Corporate Services Division (2002-2004)
Jananne A. Copeland (45)	Chief Accounting Officer (2007)	• Corporate Consolidations & Tax Accounting Manager (2002-2004) • Corporate Financial Reporting Manager, Corporate Services Division (2004–2006) • Corporate Financial Reporting Manager, Global Finance & Strategic Support Division (2006 – 2007)

(1) Retired effective February 1, 2008

## Item 2. Properties.

### General Information

Caterpillar's operations are highly integrated. Although the majority of our plants are involved primarily in the production of either machines or engines, several plants are involved in the manufacturing of both. In addition, several plants are involved in the manufacturing of components which are used in the assembly of both machines and engines. Caterpillar's parts distribution centers are involved in the storage and distribution of parts for machines and engines. Also, the research and development activities carried on at our Technical Center involve both machines and engines.

Properties we own are believed to be generally well maintained and adequate for present use. Through planned capital expenditures, we expect these properties to remain adequate for future needs. Properties we lease are covered by leases expiring over terms of generally one to ten years. We anticipate no difficulty in retaining occupancy of any leased facilities, either by renewing leases prior to expiration or by replacing them with equivalent leased facilities.

### Headquarters and Other Key Offices

Our corporate headquarters are in Peoria, Illinois. Additional marketing headquarters are located both inside and outside the United States. The Financial Products Division is headquartered in leased offices located in Nashville, Tennessee.

### Distribution

Distribution of our parts is conducted from parts distribution centers inside and outside the United States. Cat Logistics distributes other companies' products, utilizing certain of our distribution facilities as well as other non-Caterpillar facilities located both inside and outside the United States. We also own or lease other storage facilities that support distribution activities.

### Changes in Fixed Assets

During the five years ended December 31, 2007, changes in our investment in property, plant and equipment were as follows (stated in millions of dollars):

Year	Expenditures		Acquisitions		Provision for Depreciation	Disposals and Other Adjustments	Net Increase (Decrease) During Period
	U.S.	Outside U.S.	U.S.	Outside U.S.			
2003	\$ 1,000	\$ 765	\$ 0	\$ 0	\$ (1,332)	\$ (191)	\$ 242
2004	\$ 1,212	\$ 902	\$ 10	\$ 44	\$ (1,366)	\$ (371)	\$ 431
2005	\$ 1,383	\$ 1,032	\$ 0	\$ 0	\$ (1,444)	\$ (665)	\$ 306
2006	\$ 1,621	\$ 1,054	\$ 298	\$ 0	\$ (1,554)	\$ (556)	\$ 863
2007	\$ 1,595	\$ 1,445	\$ 40	\$ 33	\$ (1,726)	\$ (241)	\$ 1,146

At December 31, 2007, the net book value of properties located outside the United States represented about 44.2 percent of the net book value of all properties reflected in our consolidated financial position. Additional information about our investment in property, plant and equipment appears in Note 1F – “Depreciation and amortization” and Note 10 – “Property, plant and equipment” of Exhibit 13.

### Technical Center, Training Centers, Demonstration Areas and Proving Grounds

We own a Technical Center located in Mossville, Illinois, and various other training centers, demonstration areas and proving grounds located both inside and outside the United States.

## **Manufacturing, Remanufacturing, and Overhaul**

Manufacturing, remanufacturing and overhaul of our products are conducted primarily at the following locations. These facilities are believed to be suitable for their intended purposes with adequate capacities for current and projected needs for existing products.

### **Inside the U.S.**

#### **Arkansas**

- Little Rock

#### **Alabama**

- Albertville
- Montgomery

#### **California**

- Gardena
- Mohave
- Rocklin
- San Diego

#### **Colorado**

- Pueblo

#### **Florida**

- Jacksonville
- Wildwood

#### **Georgia**

- Alpharetta
- Griffin
- Jefferson
- LaGrange
- Patterson
- Thomasville
- Toccoa

#### **Illinois**

- Alorton
- Aurora
- Champaign<sup>1</sup>
- Chicago
- Decatur
- Dixon
- East Peoria
- Granite City
- Joliet
- Mapleton
- Mossville
- Peoria
- Pontiac
- Sterling
- Woodridge<sup>1</sup>

#### **Indiana**

- Charlestown
- East Chicago
- Franklin
- Lafayette

#### **Kansas**

- Fort Scott
- Lawrence
- Wamego

#### **Kentucky**

- Ashland
- Corbin
- Danville
- Decoursey
- Louisville
- Mayfield
- Raceland

#### **Louisiana**

- New Orleans

#### **Michigan**

- Menominee

#### **Minnesota**

- Grand Rapids<sup>1</sup>
- Minneapolis
- New Ulm
- Owatonna

#### **Mississippi**

- Corinth
- Oxford
- Prentiss County

#### **Missouri**

- Boonville
- Kansas City
- West Plains

#### **Montana**

- Laurel

#### **Nebraska**

- Alliance
- Gering
- Lincoln
- Northport
- Sidney
- South Morrill

#### **Nevada**

- Sparks

#### **North Carolina**

- Clayton
- Franklin
- Morganton
- Sanford
- Zebulon

#### **Ohio**

- Dayton<sup>1</sup>

#### **Pennsylvania**

- Steelton

#### **South Carolina**

- Greenville
- Jackson
- Lexington
- Newberry
- Summerville
- Sumter

#### **Tennessee**

- Dyersburg
- Knoxville

#### **Texas**

- Amarillo
- Channelview
- De Soto
- Mabank
- San Antonio
- Sherman
- Waco
- Waskom

#### **Virginia**

- Petersburg
- Roanoke

#### **Wisconsin**

- Prentice

#### **Wyoming**

- Bill
- Laramie
- Rock Springs

### **Outside the U.S.**

#### **Australia**

- Burnie
- Melbourne
- Wivenhoe

#### **Belgium**

- Gosselies

#### **Brazil**

- Curitiba
- Parana
- Piracicaba

#### **Canada**

- Edmonton
- Montreal

- Surrey
- Winnipeg

#### **England**

- Barwell
- Desford
- Ferndown
- Peterborough
- Peterlee
- Skinningrove
- Rushden
- Shrewsbury
- Stafford
- Stockton
- Wimborne
- Wolverhampton

#### **France**

- Arras
- Chaumont<sup>1</sup>
- Echirolles
- Grenoble
- Rantigny

#### **Germany**

- Kiel
- Rostock

#### **Hungary**

- Gödöllő

#### **India**

- Bangalore
- Pondicherry
- Thiruvallur

#### **Indonesia**

- Bandung<sup>2</sup>
- Jakarta

#### **Italy**

- Anagni
- Atessa
- Bazzano
- Fano
- Frosinone
- Jesi
- Marignano
- Milan
- Minerbio

#### **Japan**

- Akashi<sup>1</sup>
- Sagami<sup>1</sup>

#### **Malaysia**

- Kuala Lumpur<sup>1</sup>

#### **Mexico**

- Monterrey
- Nuevo Laredo
- Reynosa
- Saltillo
- Santa Catarina
- Tijuana
- Torreon
- Veracruz

#### **The Netherlands**

- Almere
- Den Bosch
- s'-Hertogenbosch

#### **Nigeria**

- Port Harcourt<sup>2</sup>

#### **Northern Ireland**

- Larne
- Monkstown
- Springvale

#### **Peoples Republic of China**

- Erliban<sup>1</sup>
- Foshan
- Qingzhou<sup>1</sup>
- Shanghai
- Tianjin<sup>2</sup>
- Wuxi
- Xuzhou<sup>2</sup>

#### **Poland**

- Janow Lubelski
- Radom<sup>1</sup>
- Sosnowiec

#### **Russia**

- Tosno

#### **Scotland**

- Aberdeen

#### **South Africa**

- Boksburg

#### **Switzerland**

- Riazzino

#### **Tunisia**

- Sfax

<sup>1</sup> Facility of affiliated company (50 percent or less owned)

<sup>2</sup> Facility of partially owned subsidiary (more than 50 percent, less than 100 percent)

### **Item 3. Legal Proceedings.**

We have disclosed certain individual legal proceedings in this filing. Additionally, we are involved in other unresolved legal actions that arise in the normal course of business. The most prevalent of these unresolved actions involve disputes related to product design, manufacture and performance liability (including claimed asbestos and welding fumes exposure), contracts, employment issues or intellectual property rights. Although it is not possible to predict with certainty the outcome of these unresolved legal actions we believe that these actions will not individually or in the aggregate have a material adverse effect on our consolidated financial position, liquidity or results of operations.

On May 14, 2007, the U.S. Environmental Protection Agency (EPA) issued a Notice of Violation to Caterpillar Inc., alleging various violations of Clean Air Act Sections 203, 206 and 207. EPA claims that Caterpillar violated such sections by shipping engines and catalytic converter after-treatment devices separately, introducing into commerce a number of uncertified and/or misbuilt engines, and failing to timely report emissions-related defects. Caterpillar is currently engaging in negotiations with EPA to resolve these issues, but it is too early in the process to place precise estimates on the potential exposure to penalties. However, Caterpillar is cooperating with EPA and, based upon initial discussions, and although penalties could potentially exceed \$100 thousand, management does not believe that this issue will have a material adverse impact on our financial position.

On September 29, 2004, Kruse Technology Partnership (Kruse) filed a lawsuit against Caterpillar in the United States District Court for the Central District of California alleging that certain Caterpillar engines built from October 2002 to the present infringe upon certain claims of three of Kruse's patents on engine fuel injection timing and combustion strategies. Kruse seeks monetary damages, injunctive relief and a finding that the alleged infringement by Caterpillar was willful. Caterpillar denies Kruse's allegations, believes they are without merit and filed a counterclaim seeking a declaration from the court that Caterpillar is not infringing upon Kruse's patents and that the patents are invalid and unenforceable. The counterclaim filed by Caterpillar is pending, and no trial date is currently scheduled. In the opinion of management, the ultimate disposition of this matter will not have a material adverse effect on our consolidated financial position, liquidity or results of operations.

### **Item 4. Submission of Matters to a Vote of Security Holders.**

Not applicable.

## **PART II**

### **Item 5. Market for Registrant's Common Equity, Related Stockholder Matters and Issuer Purchases of Equity Securities.**

Information required by Item 5 is incorporated by reference from the "Management's Discussion and Analysis" and "Supplemental Stockholder Information" of Exhibit 13.

#### **Non-U.S. Employee Stock Purchase Plans**

We have 30 employee stock purchase plans administered outside the United States for our foreign employees. As of December 31, 2007, those plans had approximately 11,600 participants in the aggregate. During the fourth quarter of 2007, approximately 117,000 shares of Caterpillar common stock or foreign denominated equivalents were distributed under the plans. Participants in some foreign plans have the option of receiving non-U.S. share certificates (foreign-denominated equivalents) in lieu of U.S. shares of Caterpillar common stock upon withdrawal from the plan. These equivalent certificates are tradable only on the local stock market and are included in our determination of shares outstanding.

#### **Issuer Purchases of Equity Securities**

Period	Total number of Shares Purchased	Average Price Paid per Share	Total Number of Shares Purchased Under the Program	Approximate Dollar Value of Shares that may yet be Purchased under the Program (dollars in billions)
October 1-31, 2007	4,021,000	\$ 74.60	4,021,000	\$ 6.253 <sup>(1)</sup>
November 1-30, 2007	3,081,000	71.41	3,081,000	6.033 <sup>(1)</sup>
December 1-31, 2007	5,531,000	72.31	5,531,000	5.633 <sup>(1)</sup>
<b>Total</b>	<b>12,633,000</b>	<b>\$ 72.82</b>	<b>12,633,000</b>	

(1) In February 2007, the Board of Directors authorized a \$7.50 billion stock repurchase program over the next five years, expiring on December 31, 2011. Through December 31, 2007, all share repurchases were open market purchases. In August 2007, the Board of Directors authorized the use of derivative contracts for stock repurchases in addition to open market purchases.

### **Other Purchases of Equity Securities**

Period	Total number of Shares Purchased <sup>(1)</sup>	Average Price Paid per Share	Total Number of Shares Purchased Under the Program	Approximate Dollar Value of Shares that may yet be Purchased under the Program
October 1-31, 2007	—	\$ —	N/A	N/A
November 1-30, 2007	5,768	73.74	N/A	N/A
December 1-31, 2007	2,757	77.77	N/A	N/A
<b>Total</b>	<b>8,525</b>	<b>\$ 75.05</b>		

(1) Represents shares delivered back to issuer for the payment of taxes resulting from the exercise of stock options by employees and Directors

### **Item 6. Selected Financial Data.**

Information required by Item 6 is incorporated by reference from the "Five-year Financial Summary" and "Management's Discussion and Analysis" of Exhibit 13.

### **Item 7. Management's Discussion and Analysis of Financial Condition and Results of Operations.**

Information required by Item 7 is incorporated by reference from the "Management's Discussion and Analysis" of Exhibit 13.

This Management's Discussion and Analysis of Financial Condition and Results of Operations should be read in conjunction with our discussion of cautionary statements and significant risks to the company's business under Item 1A. (Risk Factors and Cautionary Factors That May Affect Future Results) of this Form 10-K.

### **Item 7A. Quantitative and Qualitative Disclosures About Market Risk.**

Information required by Item 7A appears in Note 1 – "Operations and summary of significant accounting policies," Note 3 – "Derivative financial instruments and risk management," Note 19 – "Fair values of financial instruments" and Note 20 – "Concentration of credit risk" of Exhibit 13. Other information required by Item 7A is incorporated by reference from the "Management's Discussion and Analysis" of Exhibit 13.

### **Item 8. Financial Statements and Supplementary Data.**



Information required by Item 8 is incorporated by reference from the "Report of Independent Registered Public Accounting Firm" and from the "Financial Statements and Notes to Consolidated Financial Statements" of Exhibit 13. Other information required by Item 8 is included in "Computation of Ratios of Earnings to Fixed Charges" filed as Exhibit 12 to this Form 10-K.

## **Item 9. Changes in and Disagreements with Accountants on Accounting and Financial Disclosure.**

Not Applicable.

## **Item 9A. Controls and Procedures**

### **Disclosure Controls and Procedures**

Under the supervision and with the participation of our management, including our chief executive officer and our chief financial officer, we conducted an evaluation of our disclosure controls and procedures; as such term is defined under Exchange Act Rule 13a-15(e). Based on this evaluation, our chief executive officer and our chief financial officer concluded that our disclosure controls and procedures were effective as of the end of the period covered by this annual report.

### **Management's Report on Internal Control Over Financial Reporting**

The management of Caterpillar is responsible for establishing and maintaining adequate internal control over financial reporting. Our internal control over financial reporting is a process designed to provide reasonable assurance regarding the reliability of our financial reporting and the preparation of financial statements for external purposes in accordance with generally accepted accounting principles. Our internal control over financial reporting includes those policies and procedures that (i) pertain to the maintenance of records that, in reasonable detail, accurately and fairly reflect the transactions and dispositions of the assets of the company; (ii) provide reasonable assurance that transactions are recorded as necessary to permit preparation of financial statements in accordance with generally accepted accounting principles, and that receipts and expenditures of the company are being made only in accordance with authorizations of management and directors of the company; and (iii) provide reasonable assurance regarding prevention or timely detection of unauthorized acquisition, use, or disposition of the company's assets that could have a material effect on the financial statements.

Because of its inherent limitations, internal control over financial reporting may not prevent or detect misstatements. Also, projections of any evaluation of effectiveness to future periods are subject to the risk that controls may become inadequate because of changes in conditions, or that the degree of compliance with the policies or procedures may deteriorate. Management assessed the effectiveness of the company's internal control over financial reporting as of December 31, 2007. In making this assessment, we used the criteria set forth by the Committee of Sponsoring Organizations of the Treadway Commission (COSO) in *Internal Control — Integrated Framework*. Based on our assessment we concluded that, as of December 31, 2007, the company's internal control over financial reporting was effective based on those criteria.

The effectiveness of the company's internal control over financial reporting as of December 31, 2007, has been audited by PricewaterhouseCoopers LLP, an independent registered public accounting firm. The report appears under the "Report of Independent Registered Public Accounting Firm" of Exhibit 13.

Page 19

### **Changes in Internal Control over Financial Reporting**

During the last fiscal quarter, there has been no significant change in the company's internal control over financial reporting that has materially affected, or is reasonably likely to materially affect, the company's internal control over financial reporting.

## **Item 9B. Other Information.**

Not Applicable.

## **PART III**

## **Item 10. Directors, Executive Officers and Corporate Governance.**



**Identification of Directors and Business Experience**

Information required by this Item is incorporated by reference from the 2008 Proxy Statement.

**Identification of Executive Officers and Business Experience**

Information required by this Item appears in Item 1C of this Form 10-K.

**Family Relationships**

There are no family relationships between the officers and directors of the company. All officers serve at the pleasure of the board of directors and are elected annually at a meeting of the board.

**Legal Proceedings Involving Officers and Directors**

Information required by this Item is incorporated by reference from the 2008 Proxy Statement.

**Audit Committee Financial Expert**

Information required by this Item is incorporated by reference from the 2008 Proxy Statement.

**Identification of Audit Committee**

Information required by this Item is incorporated by reference from the 2008 Proxy Statement.

**Stockholder Recommendation of Board Nominees**

Information required by this Item is incorporated by reference from the 2008 Proxy Statement.

**Compliance with Section 16(a) of the Exchange Act**

Information required by this Item relating to compliance with Section 16(a) of the Securities Exchange Act of 1934 is incorporated by reference from the 2008 Proxy Statement.

**Code of Ethics**

Our Worldwide Code of Conduct (Code), first published in 1974 and most recently amended in 2005, sets a high standard for honesty and ethical behavior by every employee, including the principal executive officer, principal financial officer, controller and principal accounting officer. The Code is posted on our website at [www.CAT.com/governance](http://www.CAT.com/governance) and is incorporated by reference as Exhibit 14 to this Form 10-K. To obtain a copy of the Code at no charge, submit a written request to the Corporate Secretary at 100 NE Adams Street, Peoria, Illinois 61629-7310. We will post on our website any required amendments to or waivers granted under our Code pursuant to SEC or New York Stock Exchange disclosure rules.

**Item 11. Executive Compensation.**

Information required by this Item is incorporated by reference from the 2008 Proxy Statement.

**Item 12. Security Ownership of Certain Beneficial Owners and Management and Related Stockholder Matters.**

Information required by this Item relating to security ownership of certain beneficial owners and management is incorporated by reference from the 2008 Proxy Statement.

Information required by this item relating to securities authorized for issuance under equity compensation plans is included in the following table:

**Equity Compensation Plan Information  
(as of December 31, 2007)**

	(a)	(b)	(c)
Plan category	Number of securities to be issued upon exercise of outstanding options, warrants and rights <sup>1</sup>	Weighted-average exercise price of outstanding options, warrants and rights	Number of securities remaining available for future issuance under equity compensation plans

			(excluding securities reflected in column (a))
Equity compensation plans approved by security holders	62,609,222	\$42.1844	31,630,499
Equity compensation plans not approved by security holders	n/a	n/a	n/a
<b>Total</b>	<b>62,609,222</b>	<b>\$42.1844</b>	<b>31,630,499</b>

<sup>1</sup> Excludes any cash payments in-lieu-of stock.

### Item 13. Certain Relationships and Related Transactions, and Director Independence.

Information required by this Item is incorporated by reference from the 2008 Proxy Statement.

### Item 14. Principal Accountant Fees and Services.

Information required by this Item is incorporated by reference from the 2008 Proxy Statement.

Page 21

## PART IV

### Item 15. Exhibits and Financial Statement Schedules.

(a) The following documents are incorporated by reference from Exhibit 13:

1. Financial Statements:

- Report of Independent Registered Public Accounting Firm
- Statement 1 - Consolidated Results of Operations
- Statement 2 - Consolidated Financial Position
- Statement 3 - Changes in Consolidated Stockholders' Equity
- Statement 4 - Consolidated Statement of Cash Flow
- Notes to Consolidated Financial Statements

2. Financial Statement Schedules:

- All schedules are omitted because the required information is shown in the financial statements or the notes thereto incorporated by reference from Exhibit 13 or considered to be immaterial.

(b) Exhibits:

- 3.1 Restated Certificate of Incorporation (incorporated by reference from Exhibit 3(i) to the Form 10-Q filed for the quarter ended March 31, 1998).
- 3.2 Bylaws amended and restated as of February 11, 2004 (incorporated by reference from Exhibit 3.3 to the Form 10-Q filed for the quarter ended March 31, 2004).
- 4.1 Indenture dated as of May 1, 1987, between the Registrant and The First National Bank of Chicago, as Trustee (incorporated by reference from Exhibit 4.1 to Form S-3 (Registration No. 333-22041) filed February 19, 1997).
- 4.2 First Supplemental Indenture, dated as of June 1, 1989, between Caterpillar Inc. and The First National Bank of Chicago, as Trustee (incorporated by reference from Exhibit 4.2 to Form S-3 (Registration No. 333-22041) filed February 19, 1997).
- 4.3 Appointment of Citibank, N.A. as Successor Trustee, dated October 1, 1991, under the Indenture, as supplemented, dated as of May 1, 1987 (incorporated by reference from Exhibit 4.3 to Form S-3 (Registration No. 333-22041) filed February 19, 1997).
- 4.4 Second Supplemental Indenture, dated as of May 15, 1992, between Caterpillar Inc. and Citibank, N.A., as Successor Trustee (incorporated by reference from Exhibit 4.4 to Form S-3 (Registration No. 333-22041) filed February 19, 1997).
- 4.5 Third Supplemental Indenture, dated as of December 16, 1996, between Caterpillar Inc. and Citibank, N.A., as Successor Trustee (incorporated by reference from Exhibit 4.5 to Form S-3 (Registration No. 333-22041) filed February 19, 1997).

- 4.6 Tri-Party Agreement, dated as of November 2, 2006, between Caterpillar Inc., Citibank, N.A. and U.S. Bank National Association appointing U.S. Bank as Successor Trustee under the Indenture dated as of May 1, 1987, as amended and supplemented (incorporated by reference from Exhibit 4.6 to the 2006 Form 10-K).
- 10.1 Caterpillar Inc. 1996 Stock Option and Long-Term Incentive Plan amended and restated through third amendment.
- 10.2 Caterpillar Inc. 2006 Long-Term Incentive Plan as amended and restated through third amendment.
- 10.3 Supplemental Pension Benefit Plan, as amended and restated January 2003 (incorporated by reference from Exhibit 10.3 to the 2004 Form 10-K).
- 10.4 Supplemental Employees' Investment Plan, as amended and restated through December 1, 2002 (incorporated by reference from Exhibit 10.4 to the 2002 Form 10-K).

Page 22

- 10.5 Caterpillar Inc. Executive Incentive Compensation Plan, effective as of January 1, 2002 (incorporated by reference from Exhibit 10.5 to the 2002 Form 10-K).
- 10.6 Directors' Deferred Compensation Plan, as amended and restated through January 1, 2005 (incorporated by reference from Exhibit 10.6 to the 2006 Form 10-K).
- 10.7 Directors' Charitable Award Program (incorporated by reference from Exhibit 10(h) to the 1993 Form 10-K).
- 10.8 Deferred Employees' Investment Plan, as amended and restated through February 16, 2005 (incorporated by reference as Exhibit 10.8 to the 2005 Form 10-K).
- 10.9 Five year Credit Agreement dated September 21, 2006 among Caterpillar Inc., Caterpillar Financial Services Corporation, Caterpillar International Finance p.l.c and Caterpillar Finance Corporation, certain financial institutions named therein, Citibank, N.A., The Bank of Tokyo-Mitsubishi UFJ, Ltd., Citibank International p.l.c., ABN AMRO Bank N.V., Bank of America, N.A., Barclays Bank PLC, J.P. Morgan Securities, Inc., Société Générale and Citigroup Global Markets Inc. (incorporated by reference from Exhibit 99.1 to Form 8-K filed September 26, 2006).
- 10.10 Japan Local Currency Addendum to the Five year Credit Agreement dated September 21, 2006 among Caterpillar Financial Services Corporation, Caterpillar Finance Corporation, the Japan Local Currency Banks named therein, Citibank, N.A., and The Bank of Tokyo-Mitsubishi UFJ, Ltd. (incorporated by reference from Exhibit 99.2 to Form 8-K filed September 26, 2006).
- 10.11 Local Currency Addendum to the Five year Credit Agreement dated September 21, 2006 among Caterpillar Financial Services Corporation, Caterpillar International Finance p.l.c., the Local Currency Banks named therein, Citibank, N.A., and Citibank International plc (incorporated by reference from Exhibit 99.3 to For 8-K filed September 26, 2006).
- 10.12 Five year Credit Agreement dated September 20, 2007 among Caterpillar Inc., Caterpillar Financial Services Corporation and Caterpillar Finance Corporation, certain financial institutions named therein, Citibank, N.A., The Bank of Tokyo-Mitsubishi UFJ, Ltd., ABN AMRO Bank N.V., Bank of America, N.A., Barclays Bank PLC, J.P. Morgan Securities, Inc., Société Générale and Citigroup Global Markets Inc. (incorporated by reference from Exhibit 99.1 to Form 8-K filed September 25, 2007).
- 10.13 Japan Local Currency Addendum to the Five year Credit Agreement dated September 20, 2007 among Caterpillar Financial Services Corporation, Caterpillar Finance Corporation, the Japan Local Currency Banks named therein, Citibank, N.A. and The Bank of Tokyo-Mitsubishi UFJ, Ltd. (incorporated by reference from Exhibit 99.2 to Form 8-K filed September 25, 2007).
- 11 Computations of Earnings per Share.
- 12 Computation of Ratios of Earnings to Fixed Charges.
- 13 General and Financial Information for 2007 containing the information required by SEC Rule 14a-3 for an annual report to security holders.
- 14 Caterpillar Worldwide Code of Conduct (incorporated by reference from Exhibit 14 to the 2005 Form 10-K).
- 21 Subsidiaries and Affiliates of the Registrant.
- 23 Consent of Independent Registered Public Accounting Firm.
- 31.1 Certification of James W. Owens, Chairman and Chief Executive Officer of Caterpillar Inc., as required pursuant to Section 302 of the Sarbanes-Oxley Act of 2002.
- 31.2 Certification of David B. Burritt, Vice President and Chief Financial Officer of Caterpillar Inc., as required pursuant to Section 302 of the Sarbanes-Oxley Act of 2002.
- 32 Certification of James W. Owens, Chairman and Chief Executive Officer of Caterpillar Inc. and David B. Burritt, Vice President and Chief Financial Officer of Caterpillar Inc., as required pursuant to Section 906 of the Sarbanes-Oxley Act of 2002.
- 99.1 Annual CEO certification to the New York Stock Exchange for fiscal year 2007.

Page 23

**Form 10-K  
SIGNATURES**

Pursuant to the requirements of Section 13 or 15(d) of the Securities Exchange Act of 1934, the company has duly caused this report to be signed on its behalf by the undersigned, thereunto duly authorized.

**CATERPILLAR INC.**  
(Registrant)

February 22, 2008

By: /s/James B. Buda  
James B. Buda, *Secretary*

Pursuant to the requirements of the Securities Exchange Act of 1934, this report has been signed below by the following persons on behalf of the Registrant and in the capacities and on the dates indicated.

February 22, 2008	<u>/s/James W. Owens</u> (James W. Owens)	Chairman of the Board, Director and Chief Executive Officer
February 22, 2008	<u>/s/Richard P. Lavin</u> (Richard P. Lavin)	Group President
February 22, 2008	<u>/s/Stuart L. Levenick</u> (Stuart L. Levenick)	Group President
February 22, 2008	<u>/s/Douglas R. Oberhelman</u> (Douglas R. Oberhelman)	Group President
February 22, 2008	<u>/s/Edward J. Rapp</u> (Edward J. Rapp)	Group President
February 22, 2008	<u>/s/Gerard R. Vittecoq</u> (Gerard R. Vittecoq)	Group President
February 22, 2008	<u>/s/Steven H. Wunning</u> (Steven H. Wunning)	Group President
February 22, 2008	<u>/s/David B. Burritt</u> (David B. Burritt)	Chief Financial Officer and Vice President
February 22, 2008	<u>/s/Bradley M. Halverson</u> (Bradley M. Halverson)	Controller
February 22, 2008	<u>/s/Jananne A. Copeland</u> (Jananne A. Copeland)	Chief Accounting Officer

Page 24

---

February 22, 2008	<u>/s/W. Frank Blount</u> (W. Frank Blount)	Director
-------------------	--	----------

February 22, 2008	<u>/s/John R. Brazil</u>	Director
-------------------	--------------------------	----------

(John R. Brazil)

February 22, 2008	<u>/s/Daniel M. Dickinson</u> (Daniel M. Dickinson)	Director
February 22, 2008	<u>/s/John T. Dillon</u> (John T. Dillon)	Director
February 22, 2008	<u>/s/Eugene V. Fife</u> (Eugene V. Fife)	Director
February 22, 2008	<u>/s/Gail D. Fosler</u> (Gail D. Fosler)	Director
February 22, 2008	<u>/s/Juan Gallardo</u> (Juan Gallardo)	Director
February 22, 2008	<u>/s/David R. Goode</u> (David R. Goode)	Director
February 22, 2008	<u>/s/Peter A. Magowan</u> (Peter A. Magowan)	Director
February 22, 2008	<u>/s/William A. Osborn</u> (William A. Osborn)	Director
February 22, 2008	<u>/s/Charles D. Powell</u> (Charles D. Powell)	Director
February 22, 2008	<u>/s/Edward B. Rust, Jr.</u> (Edward B. Rust, Jr.)	Director
February 22, 2008	<u>/s/Joshua I. Smith</u> (Joshua I. Smith)	Director

**Caterpillar Inc.****1996 Stock Option and Long-Term Incentive Plan**

(Amended and Restated through Third Amendment)

**Section 1. Purpose**

The Caterpillar Inc. 1996 Stock Option and Long-Term Incentive Plan ("Plan") is designed to attract and retain outstanding individuals as non-employee directors, officers and key employees of Caterpillar Inc. and its subsidiaries (collectively, the "Company"), and to furnish incentives to such individuals through awards based upon the performance of the Company and its stock. To this end, the Plan provides for grants of stock options, stock appreciation rights ("SARs"), restricted stock, restricted stock units, and performance awards, or combinations thereof, to non-employee directors, officers and other key employees of the Company, on the terms and subject to the conditions set forth in the Plan.

**Section 2. Shares Subject to the Plan***2.1 Shares Reserved for Issuance*

Sixty-Four Million shares of Company common stock ("Shares") shall be available for issuance under the Plan either from authorized but unissued Shares or from Shares acquired by the Company, including Shares purchased in the open market. An additional four million Shares authorized but unissued under prior Company stock option plans shall be available for issuance under this Plan.

*2.2 Reacquired Shares*

If Shares subject to an award under the Plan are not acquired by participants, or Shares issued under the Plan are reacquired by the Company, because of lapse, expiration, or termination of an award, such Shares shall again become available for issuance under the Plan. Shares tendered upon exercise of an option by a Plan participant may be added back and made available solely for future awards under the Plan.

*2.3 Adjustments in Authorized Shares*

In the event of any corporate event or transaction (including, but not limited to, a change in the shares of the Company or the capitalization of the Company) such as a merger, consolidation, reorganization, recapitalization, separation, stock dividend, stock split, reverse stock split, split up, spin-off, or other distribution of stock or property of the Company, combination of Shares, exchange of Shares, dividend in kind, or other like change in capital structure or distribution (other than normal cash dividends) to stockholders of the Company, or any similar corporate event or transaction, the Committee, in its sole discretion, in order to prevent dilution or enlargement of Participants' rights under the Plan, shall substitute or adjust, as applicable, the number and kind of Shares that may be issued under the Plan or under particular forms of awards, the number and kind of Shares subject to outstanding awards, the option exercise price or base price applicable to outstanding awards, the annual award limits, the limits on awards set forth in Sections 5.1(a), 6.1(b) and 8.2, and other value determinations applicable to outstanding awards.

The Committee, in its sole discretion, may also make appropriate adjustments in the terms of any awards under the Plan related to such changes or distributions and to modify any other terms of outstanding awards, including modifications of performance goals and changes in the length of Performance Periods. The determination of the Committee as to the foregoing adjustments, if any, shall be conclusive and binding on Participants under the Plan.

### **Section 3. Administration**

Unless otherwise provided in the Plan, the Committee shall have the authority to grant awards under the Plan to non-employee directors, officers, and other key employees of the Company. Except as limited by the express provisions of the Plan or by resolutions adopted by the Board, the Committee also shall have the authority and discretion to interpret the Plan, to establish and revise rules and regulations relating to the Plan, and to make any other determinations that it believes necessary or advisable for administration of the Plan, except to the extent that such authority or discretion would cause an award to fail to qualify as performance based compensation for purposes of Section 162(m) of the Code.

The Committee shall be composed solely of members of the Board that satisfy applicable tax, securities and stock exchange rules, and other requirements determined to be necessary or advisable by the Board. The Committee may delegate to one or more of its members or to one or more officers of the Company, and/or its Subsidiaries and Affiliates or to one or more agents or advisors such administrative duties or powers as it may deem advisable, and the Committee or any person to whom it has delegated duties or powers as aforesaid may employ one or more persons to render advice with respect to any responsibility the Committee or such person may have under the Plan.

### **Section 4. Eligibility and Participation**

#### *4.1 Eligibility*

Individuals eligible to participate in this Plan include non-employee directors, officers, and other key employees.

#### *4.2 Actual Participation*

Subject to the provisions of the Plan, the Committee may, from time to time, select from all eligible officers and key Employees those to whom awards shall be granted. The Committee shall determine, in its sole discretion, the nature of any and all terms (as permissible by law) and the amount of each award. Directors who are not employees shall only receive awards in accordance with the terms set forth in this Plan.

### **Section 5. Stock Options**

#### *5.1 Company Employees*

##### (a) Eligibility

The Committee shall determine Company officers and key employees to whom options shall be granted, the timing of such grants, and the number of shares subject to the option; provided that the maximum number of Shares upon which options may be granted to any employee in any calendar year shall be 400,000. All Options granted under the Plan will be evidenced by an Award Agreement.

Page 2

---

##### (b) Option Exercise Price

The exercise price of each option shall not be less than 100% of the fair market value of Shares underlying the option at the time the option is granted. The fair market value for purposes of determining the exercise price shall be the mean between the high and the low prices at which Shares are traded on the New York Stock Exchange on the day the option is granted. In the event this method for determining fair market value is not practicable, fair market value shall be determined by such other reasonable method as the Committee shall select.

##### (c) Option Exercise

Options shall be exercisable in such installments and during such periods as may be fixed by the Committee at the time of grant. Each Option granted to a Participant shall expire at such time as the Committee shall determine at the time of grant; provided, however, no Option shall be exercisable later than the tenth (10<sup>th</sup>) anniversary date of its grant.

Payment of the exercise price shall be made upon exercise of all or a portion of any option. Such payment shall be in cash or by tendering Shares that have been owned by the participant for at least six months having a fair market value equal to 100% of the exercise price. The fair market value of Shares for this purpose shall be the mean between the high and low prices at which



Shares are traded on the New York Stock Exchange on the date of exercise. Upon exercise of an option, any applicable taxes the Company is required to withhold shall be paid to the Company. Shares to be received upon exercise may be surrendered to satisfy withholding obligations.

(d) Termination of Employment

The Committee may require a period of continued employment before an option can be exercised. That period shall not be less than one year, except that the Committee may permit a shorter period in the event of termination of employment by retirement or death.

Termination of employment with the Company shall terminate remaining rights under options then held; provided, however, that an option grant may provide that if employment terminates after completion of a specific period, the option may be exercised during a period of time after termination. That period may not exceed sixty months where termination of employment is caused by retirement or death or sixty days where termination results from any other cause provided that such period shall not extend beyond the original maximum term of the option. If death occurs after termination of employment but during the period of time specified, such period may be extended to not more than sixty-six months after retirement, or thirty-eight months after termination of employment for any other cause provided that such period shall not extend beyond the original maximum term of the option. In the event of termination within two years after a Change of Control as defined in Section 10.2 of the Plan, options shall be exercisable for a period of sixty months following the date of termination or for the maximum term of the option, whichever is shorter. Notwithstanding the foregoing, the Committee may change the post-termination period of exercisability of an option provided that change does not extend the original maximum term of the option.

(e) Transferability of Options

(i) Except as otherwise permitted in Section 4.1(e)(ii), options shall not be transferable other than by will or the laws of descent and distribution or pursuant to a qualified domestic relations order as defined by the Code or the Employee Retirement Income Security Act. Options are exercisable during the holder's lifetime only by the holder, unless the holder becomes incapacitated or disabled, in which case the option may be exercised by the holder's authorized representative. A holder may file with the Company a written designation of beneficiaries with the authority to exercise options in the event of the holder's death.

(ii) Notwithstanding the provisions of Section 4.1(e)(i), and in addition to the permissible transfers under that provision, options granted to persons at the level of Vice President and above, as well as directors of the Company and persons retired from those positions, may be transferred to any one or more "Permitted Transferees," as long as those options are not incentive stock options as defined below and are fully vested. Options granted to employees below the level of Vice President may be transferred upon prior approval of the Company's Director of Compensation and Benefits pursuant to the terms of this section.

(iii) For purposes of Section 4.1(e)(ii), the term "Permitted Transferees" shall mean the members of the group that consists exclusively of the individual to whom the option is granted, the spouse of the individual to whom the option is granted, the lineal descendants of the individual to whom the option is granted, the spouses of the lineal descendants to whom the option is granted, the lineal descendants of any spouse or former spouse of the individual to whom the option is granted, the spouses of the lineal descendants of any spouse or former spouse of the individual to whom the option is granted, the estate (and any trust that serves a distributive function of an estate) of the Permitted Transferee, all trusts that an individual who is a Permitted Transferee can revoke and all trusts, corporations, partnerships, limited liability companies and other entities in which, directly or indirectly, but for the exercise of a power of appointment or the death of the survivor of the individual who are Permitted Transferees. Each owner of an equitable interest is an individual who is a Permitted Transferee.

(f) Incentive Stock Options

Incentive stock options ("ISOs"), as defined in Section 422 of the Code, may be granted to key employees under the Plan. The decision to grant ISOs to particular persons is within the Committee's discretion. An Option Award Agreement shall specify whether the Option is intended to be an ISO or a Non-Qualified Stock Option ("NQSO"). A NQSO is an option that does not meet the definition of an ISO. ISOs shall not be exercisable after expiration of ten years from the date of grant. The amount of ISOs vesting in a particular calendar year for an option recipient under this Plan and all incentive stock option plans of the Company or any parent or subsidiary corporation cannot exceed \$100,000, based on the fair market value of the Shares subject to the options on the date of grant; provided that any portion of an option that cannot be exercised as an ISO because of this limitation may be converted by the Committee to another form of option. If any employee or former employee shall make any disposition of Shares issued pursuant to the exercise of an ISO under the circumstances described in Section 421(b) of the Code

(relating to certain disqualifying dispositions), such employee or former employee shall notify the Company of such disposition within ten (10) days thereof. The Board may amend the Plan to comply with Section 422 of the Code or other applicable laws and to permit options previously granted to be converted to ISOs.

## 5.2 Non-Employee Directors

### (a) Terms

Subject to the share ownership requirements, options with a term of ten years are granted to each non-employee director for 4,000 Shares, effective as of the close of each annual meeting of stockholders at which an individual is elected a director or following which such individual continues as a director. Options granted to non-employee directors shall become exercisable by one-third at the end of each of the three successive one-year periods since the date of grant. The exercise price of each option shall be 100% of the fair market value of Shares underlying the option on the date of grant.

### (b) Termination of Directorship

An option awarded to a non-employee director may be exercised any time within sixty months of the date the director terminates such status. In the event of a director's death, the director's authorized representative may exercise the option within sixty months of the date of death, provided that if the director dies after cessation of director status, the option is exercisable within sixty-six months of such cessation. In no event shall an option awarded to a non-employee director be exercisable beyond the expiration date of that option.

## Section 6. Stock Appreciation Rights

### 6.1 Company Employees

#### (a) Types of SARs

The Committee may grant "tandem" and "non-tandem" SARs under the Plan. A tandem SAR shall be granted at the same time as an option and may be exercised by the recipient as an alternative to the option. The term of a tandem SAR, its exercisability and any conditions or restrictions applicable to it shall be the same as its related option, and its base price shall be equal to the exercise price of the related option. In addition, upon the exercise of the option, the tandem SAR (or the portion related to the exercise) shall expire and upon exercise of the tandem SAR, the related option (or such portion) shall expire. The terms of a non-tandem SAR shall be established by the Committee. A SAR that is not otherwise designated but is granted at the same time as an option shall be a tandem SAR.

#### (b) Eligibility

The Committee shall determine Company officers and employees to whom SARs shall be granted, the timing of such grants, and the number of shares subject to the SAR; provided that the maximum number of Shares upon which non-tandem SARs may be granted to any employee in any calendar year shall be 400,000.

#### (c) SAR Base Price

The base price of each non-tandem SAR shall not be less than one hundred percent of the fair market value of Shares underlying the SAR at the time the SAR is granted. The fair market value for purposes of determining the base price shall be the mean between the high and the low prices at which Shares are traded on the New York Stock Exchange on the day the SAR is granted. In the event this method for determining fair market value is not practicable, fair market value shall be determined by such other reasonable method as the Committee shall select.

#### (d) SAR Exercise

Non-tandem SARs shall be exercisable in such installments and during such periods as may be fixed by the Committee at the time of grant. Non-tandem SARs shall not be exercisable after the expiration of ten years from the date of grant.

Upon exercise of an SAR, the recipient shall be entitled to receive from the Company that number of Shares having an aggregate fair market value as of the date of exercise equal to the product of (i) the number of Shares as to which the recipient is exercising the SAR, and (ii) the excess of the fair market value (at the date of exercise) of a Share over the base price of the SAR, provided that the Committee may elect to settle all or a portion of the Company's obligation arising out of the exercise of an SAR by the payment of cash in an amount equal to the fair market value as of the date of exercise of the Shares it would otherwise be obligated to deliver. The fair market value of Shares for this purpose shall be the mean between the high and low prices at which Shares are traded on the New York Stock Exchange on the date of exercise. Upon exercise of an SAR, any applicable taxes the Company is required to withhold shall be paid to the Company. Shares to be received upon exercise may be surrendered to satisfy withholding obligations.

(d) Termination of Employment

The Committee may require a period of continued employment before a non-tandem SAR can be exercised. That period shall not be less than one year, except that the Committee may permit a shorter period in the event of termination of employment by retirement or death.

Termination of employment with the Company shall terminate remaining rights under non-tandem SARs then held; provided, however, that a non-tandem SAR grant may provide that if employment terminates after completion of a specific period, the SAR may be exercised during a period of time after termination. That period may not exceed sixty months where termination of employment is caused by retirement or death or sixty days where termination results from any other cause provided that such period shall not extend beyond the original maximum term of the SAR. If death occurs after termination of employment but during the period of time specified, such period may be extended to not more than sixty-six months after retirement, or thirty-eight months after termination of employment for any other cause provided that such period shall not extend beyond the original maximum term of the SAR. In the event of termination within two years after a Change of Control as defined in Section 10.2 of the Plan, non-tandem SARs shall be exercisable for a period of sixty months following the date of termination or for the maximum term of the SAR, whichever is shorter. Notwithstanding the foregoing, the Committee may change the post-termination period of exercisability of a non-tandem SAR provided that change does not extend the original maximum term of the SAR.

(f) Transferability of SARs

(i) Except as otherwise permitted in Section 6(f)(ii), non-tandem SARs shall not be transferable other than by will or the laws of descent and distribution or pursuant to a qualified domestic relations order as defined by the Code or the Employee Retirement Income Security Act. Non-tandem SARs are exercisable during the holder's lifetime only by the holder, unless the holder becomes incapacitated or disabled, in which case the SAR may be exercised by the holder's authorized representative. A holder may file with the Company a written designation of beneficiaries with the authority to exercise non-tandem SARs in the event of the holder's death.

(ii) Notwithstanding the provisions of Section 6(f)(i), and in addition to the permissible transfers under that provision, non-tandem SARs granted to persons at the level of Vice President and above, as well as directors of this corporation and persons retired from those positions, may be transferred to any one or more "Permitted Transferees," as long as those SARs are fully vested. Non-tandem SARs granted to employees below the level of Vice President may be transferred upon prior approval of the Company's Director of Compensation and Benefits pursuant to the terms of this section.

(iii) For purposes of Section 6(f)(ii), the term "Permitted Transferees" shall mean the members of the group that consists exclusively of the individual to whom the non-tandem SAR is granted, the spouse of the individual to whom the non-tandem SAR is granted, the lineal descendants of the individual to whom the non-tandem SAR is granted, the spouses of the lineal descendants to whom the non-tandem SAR is granted, the lineal descendants of any spouse or former spouse of the individual to whom the non-tandem SAR is granted, the spouses of the lineal descendants of any spouse or former spouse of the individual to whom the non-tandem SAR is granted, the estate (and any trust that serves a distributive function of an estate) of the Permitted Transferee, all trusts that an individual who is a Permitted Transferee can revoke and all trusts, corporations, partnerships, limited liability companies and other entities in which, directly or indirectly, but for the exercise of a power of appointment or the death of the survivor of the individual who are Permitted Transferees. Each owner of an equitable interest is an individual who is a Permitted Transferee.

6.2 *Non-Employee Directors*

(a) Terms

The Committee may grant SARs to non-employee directors. With respect to the grant of SARs to non-employee directors and subject to any share ownership requirements, each year the Committee shall determine (i) the type of such SAR grant (i.e., tandem or non-tandem), (ii) the timing of such SAR grant and (iii) the number of shares subject to the SAR. All SARs granted under this provision of the Plan will be evidenced by an Award Agreement.

SARs granted to non-employee directors shall have a term of ten years and become exercisable by one-third at the end of each of the three successive one-year periods since the date of grant. The base price of each SAR shall be 100% of the fair market value of Shares underlying the SAR on the date the SAR is granted.

(b) Termination of Directorship

A SAR granted to a non-employee director may be exercised any time within sixty months of the date the director terminates such status. In the event of a director's death, the director's authorized representative may exercise the SAR within sixty months of the date of death, provided that if the director dies after cessation of director status, the authorized representative may exercise the SAR within sixty-six months of such cessation. In no event shall a SAR granted to a non-employee director be exercisable beyond the original expiration date of that SAR.

## Section 7. Restricted Stock

### 7.1 Company Employees

(a) Eligibility

The Committee may determine whether restricted stock or restricted stock units shall be awarded to Company officers and employees, the timing of award, and the conditions and restrictions imposed on the award. Restricted stock units are similar to restricted stock except that no Shares are actually awarded to the employee on the date of grant. Shares are awarded only on the date of exercise.

(b) Terms

With respect to restricted stock grants, during the restriction period the recipient shall have a beneficial interest in the restricted stock and all associated rights and privileges of a stockholder, including the right to vote and receive dividends, subject to any restrictions imposed by the Committee at the time of grant. The recipient shall have no voting or dividend rights with respect to any restricted stock units granted hereunder. The Committee may grant dividend equivalents on restricted stock units with such terms and conditions as the Committee shall specify.

The following restrictions will be imposed on Shares of restricted stock (and restricted stock units where specified) until expiration of the restriction period:

- (i) The recipient shall not be entitled to delivery of the certificates for the Shares;
- (ii) None of the restricted stock units or Shares issued as restricted stock may be transferred other than by will or by the laws of descent and distribution; and
- (iii) Restricted stock units or Shares issued as restricted stock shall be forfeited if the recipient terminates employment with the Company, except for termination due to retirement after a specified age, disability, death or other special circumstances approved by the Committee.

Shares awarded as restricted stock will be issued subject to a restriction period set by the Committee of no less than two nor more than ten years. The Committee, except for restrictions specified in the preceding paragraphs, shall have the discretion to remove any or all of the restrictions on a restricted stock award whenever it determines such action appropriate. Except with respect to a maximum of five percent of the Shares authorized in Section 2, any awards of restricted stock or restricted stock units which

vest on the basis of the recipient's continued employment with or provision of service to the Company shall not provide for vesting which is any more rapid than annual pro rata vesting over a three year period and any awards of restricted stock or restricted stock units which vest upon the attainment of performance goals shall provide for a performance period of at least twelve months. Upon expiration of the restriction period, the Shares will be made available to the recipient, subject to satisfaction of applicable tax withholding requirements.

## 7.2 *Non-Employee Directors*

(a) On January 1 of each year, 400 Shares of restricted stock shall be granted to each director who is not currently an employee of the Company. The stock will be subject to a restriction period of three years from the date of grant. During the restriction period, the recipient shall have a beneficial interest in the restricted stock and all associated rights and privileges of a stockholder, including the right to vote and receive dividends.

The following restrictions will be imposed on restricted stock until expiration of the restricted period:

- (i) The recipient shall not be entitled to delivery of the Shares;
- (ii) None of the Shares issued as restricted stock may be transferred other than by will or by the laws of descent and distribution; and
- (iii) Shares issued as restricted stock shall be forfeited if the recipient ceases to serve as a director of the Company, except for termination due to death, disability, or retirement under the Company's Directors' Retirement Plan.

Upon expiration of the restriction period, the Shares will be made available to the recipient, subject to satisfaction of applicable tax withholding requirements.

(b) Each January 1st, 350 shares of restricted stock, in addition to shares described in Section 7.2(a), shall be awarded to each director who is not currently and has not been an employee of the Company. Shares awarded under this Section 7.2(b) will be held in escrow until the director terminates service with the Company. During the restriction period, the recipient shall have a beneficial interest in the restricted stock and all associated rights and privileges of a stockholder except as discussed below.

The following restrictions will be imposed on restricted stock awarded under this Section 7.2(b) until it is made available to the recipient:

Page 9

---

- (i) The recipient shall not receive dividends on the shares, but an amount equal to such dividends will be credited to the director's stock equivalent account in the Company's Directors' Deferred Compensation Plan;
- (ii) The recipient shall not be entitled to delivery of the shares;
- (iii) None of the shares awarded may be transferred other than by will or by the laws of descent and distribution; and
- (iv) The right to receive shares shall be subordinate to the claims of general creditors of the Company.

Upon termination of service, restricted shares will be made available to the recipient subject to satisfaction of applicable tax withholding requirements; provided, however, that if the recipient has not served on the Board for at least five years at the time of such termination, all restricted shares awarded under this Section 7.2(b) shall be forfeited.

Pursuant to termination of the Company's Directors' Retirement Plan effective December 31, 1996, each director continuing in office was awarded an amount of restricted stock equal to the accumulated value of past pension accruals as determined by the Company's actuary. Those shares will be subject to the same restrictions as shares awarded annually pursuant to this Section 7.2(b).

(c) Effective January 1, 2002, shares of restricted stock shall no longer be granted under Section 7.2(a) of the Plan or awarded under Section 7.2(b) of the Plan. Shares of restricted stock that were granted or awarded prior to January 1, 2002, shall be subject to the same restrictions and provisions as determined in 7.2(a) and 7.2(b).

(d) With respect to the award of restricted stock units, the Committee in its sole discretion may determine (i) whether restricted stock units shall be awarded to non-employee directors, (ii) the timing of award, and (iii) the conditions and restrictions imposed on the award.

## **Section 8 Performance Awards**

### *8.1 Eligibility and Terms*

The Committee may grant awards to officers and other key employees ("Performance Awards") based upon Company performance over a period of years ("Performance Period"). The Committee shall have sole discretion to determine persons eligible to participate, the Performance Period, Company performance factors applicable to the award ("Performance Measures"), and the method of Performance Award calculation.

---

Page 10

---

At the time the Committee establishes a Performance Period for a particular award, it shall also establish Performance Measures and targets to be attained relative to those measures ("Performance Targets"). Performance Measures may be based on any of the following factors, alone or in combination, as the Committee deems appropriate: (i) return on assets; (ii) return on equity; (iii) return on sales; (iv) total stockholder return; (v) cash flow; (vi) economic value added; (vii) net earnings; and (viii) earnings per share relative to a peer group. The Committee may establish the peer group referenced above and amend the peer group as the Committee determines desirable. Performance Targets may include a minimum, maximum and target level of performance with the size of Performance Awards based on the level attained. Once established, Performance Targets and Performance Measures shall not be changed during the Performance Period; provided, however, that the Committee may eliminate or decrease the amount of a Performance Award otherwise payable to a participant. Upon completion of a Performance Period, the Committee shall determine the Company's performance in relation to the Performance Targets for that period and certify in writing the extent to which Performance Targets were satisfied.

### *8.2 Payment of Awards*

Performance Awards may be paid in cash, stock, restricted stock (pursuant to terms applicable to restricted stock awarded to Company employees as described in the Plan), or a combination thereof as determined by the Committee. Performance Awards shall be made not later than ninety days following the end of the relevant Performance Period. The fair market value of a Performance Award payment to any individual employee in any calendar year shall not exceed Two Million Five Hundred Thousand and NO/100 Dollars (\$2,500,000.00). The fair market value of Shares to be awarded shall be determined by the average of the high and low price of Shares on the New York Stock Exchange on the last business day of the Performance Period. Federal, state and local taxes will be withheld as appropriate.

### *8.3 Termination*

To receive a Performance Award, the participant must be employed by the Company on the last day of the Performance Period. If a participant terminates employment during the Performance Period by reason of death, disability or retirement, a payout based on the time of employment during the Performance Period shall be distributed. Participants employed on the last day of the Performance Period, but not for the entire Performance Period, shall receive a payout prorated for that part of the Performance Period for which they were participants. If the participant is deceased at the time of Performance Award payment, the payment shall be made to the recipient's designated representative.

## **Section 9. Election to Receive Non-Employee Director Fees in Shares**

Effective April 8, 1998, non-employee directors shall have the option of receiving all or a portion of their annual retainer fees, as well as fees for attendance at meetings of the Board and committees of the Board (including any Committee Chairman stipend), in the form of Shares.

The number of Shares that may be issued pursuant to such election shall be based on the amount of cash compensation subject to the election divided by the fair market value of one Share on the date such cash compensation is payable. The fair market value shall be the mean between the high and low prices at which Shares are traded on the New York Stock Exchange on payable date.

---

Page 11

---



Shares provided pursuant to the election shall be held in book-entry form by the Company on behalf of the non-employee director. Upon request, the Company shall deliver Shares so held to the non-employee director. While held in book-entry form, the Shares shall have all associated rights and privileges, including voting rights and the right to receive dividends.

## **Section 10. Change of Control**

### *10.1 Effect on Grants and Awards*

Unless the Committee shall otherwise expressly provide in the agreement relating to a grant or award under the Plan, upon the occurrence of a Change of Control as defined below: (i) all options and SARs then outstanding under the Plan shall become fully exercisable as of the date of the Change of Control; (ii) all terms and conditions of restricted stock and restricted stock unit awards, and other stock-based awards for which no performance goals have been established then outstanding shall be deemed satisfied as of the date of the Change of Control; and (iii) all Performance Awards or other stock-based awards for which performance goal(s) have been established for a Performance Period not completed at the time of the Change of Control shall be payable in an amount equal to the product of the maximum award opportunity for the Performance Award or other stock-based award, and a fraction, the numerator of which is the number of months that have elapsed since the beginning of the Performance Period through the later of (A) the date of the Change of Control or (B) the date the participant terminates employment, and the denominator of which is the total number of months in the Performance Period; provided, however, that if this Plan shall remain in force after a Change of Control, a Performance Period is completed during that time, and the participant's employment has not terminated, this provision (iii) shall not apply.

### *10.2 Change of Control Defined*

For purposes of the Plan, a "Change of Control" shall be deemed to have occurred if:

- (a) Any person becomes the "beneficial owner" (as defined in Rule 13d-3 under the Exchange Act), directly or indirectly, of securities of the Company representing fifteen percent or more of the combined voting power of the Company's then outstanding common stock, unless the Board by resolution negates the effect of this provision in a particular circumstance, deeming that resolution to be in the best interests of Company stockholders;
- (b) During any period of two consecutive years, there shall cease to be a majority of the Board comprised of individuals who at the beginning of such period constituted the Board;
- (c) The stockholders of the Company approve a merger or consolidation which would result in the voting securities of the Company outstanding immediately prior thereto continuing to represent (either by remaining outstanding or by being converted into voting securities of the surviving entity) less than fifty percent of the combined voting power of the voting securities of the Company or such surviving entity outstanding immediately after such merger or consolidation; or
- (d) Company stockholders approve a plan of complete liquidation of the Company or an agreement for the sale or disposition by the Company of all or substantially all of its assets.

---

## **Section 11. Amendment and Termination**

### *11.1 Amendment, Modification, Suspension, and Termination*

Subject to Section 11.3, the Committee may, at any time and from time to time, alter, amend, modify, suspend, or terminate the Plan and any Award Agreement in whole or in part; provided, however, that, no amendment of the Plan shall be made without stockholder approval if stockholder approval is required by law, regulation, or stock exchange rule.

### *11.2 Adjustment of Awards Upon the Occurrence of Certain Unusual or Nonrecurring Events*

The Committee may make adjustments in the terms and conditions of, and the criteria included in, awards in recognition of unusual or nonrecurring events (including, without limitation, the events described in Section 2.3 hereof) affecting the Company or the financial statements of the Company or of changes in applicable laws, regulations, or accounting principles, whenever the Committee determines that such adjustments are appropriate in order to prevent unintended dilution or enlargement of the benefits or potential benefits intended to be made available under the Plan. The determination of the Committee as to the foregoing adjustments, if any, shall be conclusive and binding on Participants under the Plan.



### 11.3 Awards Previously Granted

Notwithstanding any other provision of the Plan to the contrary, no termination, amendment, suspension, or modification of the Plan or an Award Agreement shall adversely affect in any material way any award previously granted under the Plan, without the written consent of the Participant holding such award.

## Section 12. Regulatory Compliance

Notwithstanding any other provision of the Plan, the issuance or delivery of any Shares may be postponed for such period as may be required to comply with any applicable requirements of any national securities exchange or any requirements under any other law or regulation applicable to the issuance or delivery of such Shares. The Company shall not be obligated to issue or deliver any Shares if such issuance or delivery shall constitute a violation of any provision of any law or regulation of any governmental authority or national securities exchange.

## Section 13. Dividend Equivalents

Any participant selected by the Committee may be granted dividend equivalents based on the dividends declared of Shares that are subject to any award, to be credited as of dividend payment dates, during the period between the date the award is granted and the date the award is exercised, vests, or expires, as determined by the Committee in its sole discretion. Such dividend equivalents shall be converted to cash or additional Shares by such formula and at such time and subject to such limitations as may be determined by the Committee in its sole discretion.

---

Page 13

---

## Section 14. Beneficiary Designation

Each Participant under the Plan may, from time to time, name any beneficiary or beneficiaries (who may be named contingently or successively) to whom any benefit under the Plan is to be paid in case of his or her death before he or she receives any or all of such benefit. Each such designation shall revoke all prior designations by the same Participant, shall be in a form prescribed by the Committee, and will be effective only when filed by the Participant in writing with the Company during the Participant's lifetime. In the absence of any such designation, benefits remaining unpaid at the Participant's death shall be paid to the Participant's estate.

## Section 15. Rights of Participants

### 15.1 Employment

Nothing in the Plan or an Award Agreement shall interfere with or limit in any way the right of the Company, its Affiliates, and/or its Subsidiaries, to terminate any Participant's employment or service on the Board at any time or for any reason not prohibited by law, nor confer upon any Participant any right to continue his or her employment or service as a Director for any specified period of time.

Neither an award nor any benefits arising under this Plan shall constitute an employment contract with the Company, its Affiliates, and/or its Subsidiaries and, accordingly, subject to Sections 3 and 11, this Plan and the benefits hereunder may be terminated at any time in the sole and exclusive discretion of the Committee without giving rise to any liability on the part of the Company, its Affiliates, and/or its Subsidiaries.

### 15.2 Participation

No individual shall have the right to be selected to receive an award under this Plan, or, having been so selected, to be selected to receive a future award.

### 15.3 Rights as a Stockholder

Except as otherwise provided herein, a Participant shall have none of the rights of a stockholder with respect to Shares covered by any award until the Participant becomes the record holder of such Shares.

### 15.4 Clawback Provision

Notwithstanding any other provision of the Plan to the contrary, including Section 11.3 which prohibits material and adverse modifications to any award previously granted under the Plan, any participant who is an officer of the Company whose negligent, intentional or gross misconduct contributes to the Company's having to restate all or a portion of its financial statements, will be required to forfeit awards granted under this Plan and repay the Company the total amount of award gain realized by the participant upon the exercise of an option or settlement of an award, as determined by the Board of Directors, an authorized committee, or its designee, pursuant to the Caterpillar Inc. Guidelines on Corporate Governance Issues as adopted on February 14, 2007 and any subsequent amendments. Any award granted under this Plan prior to February 14, 2007 is subject to the provisions of this Section 15.4 only with the written consent of the participant.

#### **Section 16. Successors**

All obligations of the Company under the Plan with respect to awards granted hereunder shall be binding on any successor to the Company, whether the existence of such successor is the result of a direct or indirect purchase, merger, consolidation, or otherwise, of all or substantially all of the business and/or assets of the Company.

#### **Section 17. Nonexclusivity of the Plan**

The adoption of this Plan shall not be construed as creating any limitations on the power of the Board or Committee to adopt such other compensation arrangements as it may deem desirable for any Participant.

#### **Section 18. No Constraint on Corporate Action**

Nothing in this Plan shall be construed to: (i) limit, impair, or otherwise affect the Company's or a Subsidiary's or an Affiliate's right or power to make adjustments, reclassifications, reorganizations, or changes of its capital or business structure, or to merge or consolidate, or dissolve, liquidate, sell, or transfer all or any part of its business or assets; or, (ii) limit the right or power of the Company or a Subsidiary or an Affiliate to take any action which such entity deems to be necessary or appropriate.

#### **Section 19. Governing Law**

The Plan and each Award Agreement shall be governed by the laws of the State of Illinois, excluding any conflicts or choice of law rule or principle that might otherwise refer construction or interpretation of the Plan to the substantive law of another jurisdiction. Unless otherwise provided in the Award Agreement, recipients of an award under the Plan are deemed to submit to the exclusive jurisdiction and venue of the federal or state courts of Illinois, to resolve any and all issues that may arise out of or relate to the Plan or any related Award Agreement.

#### **Section 20. Duration of the Plan**

Unless sooner terminated as provided herein, the Plan shall terminate ten years from the date it was initially adopted. After the Plan is terminated, no awards may be granted but awards previously granted shall remain outstanding in accordance with their applicable terms and conditions and the Plan's terms and conditions.

#### **Section 21. Effective Date**

This Plan Restatement shall be effective February 14, 2007.

## CATERPILLAR INC.

## 2006 LONG-TERM INCENTIVE PLAN

(Amended and Restated through Third Amendment)

## Section 1.

## Establishment, Objectives and Duration

**1.1. Establishment.** Subject to the approval of the stockholders of Caterpillar Inc., a Delaware corporation (the "Company"), the Company has established the Caterpillar Inc. 2006 Long-Term Incentive Plan (the "Plan"), as set forth herein. The Plan supersedes and replaces all prior equity and non-equity long-term incentive compensation plans or programs maintained by the Company; provided that, any prior plans of the Company shall remain in effect until all awards granted under such prior plans have been exercised, forfeited, canceled, expired or otherwise terminated in accordance with the terms of such grants.

**1.2. Purpose.** The Plan is intended to provide certain present and future employees and Directors cash-based incentives, stock-based incentives and other equity interests in the Company thereby giving them a stake in the growth and prosperity of the Company and encouraging the continuance of their services with the Company or its Subsidiaries.

**1.3. Effective Date.** The Plan is effective as of the later of (a) the date the Plan is adopted by the Board or (b) the date the Company's stockholders approve the Plan (the "Effective Date"). The Plan will be deemed to be approved by the stockholders if it receives the affirmative vote of the holders of a majority of the shares of stock of the Company present or represented and entitled to vote at a meeting duly held in accordance with the applicable provisions of the Certificate of Incorporation or Bylaws of the Company.

**1.4. Duration.** The Plan shall remain in effect, subject to the right of the Company's Board of Directors to amend or terminate the Plan at any time pursuant to Section 16, until all Shares subject to the Plan shall have been purchased or granted according to the Plan's provisions. However, in no event may an Award be granted under the Plan on or after the tenth anniversary of the Effective Date. Upon termination of the Plan, no Awards may be granted but Awards previously granted shall remain outstanding in accordance with the terms of the Plan and the applicable Award Document.

## Section 2.

## Definitions and Construction

When a word or phrase appears in the Plan with the initial letter capitalized, and the word or phrase does not commence a sentence, the word or phrase shall generally be given the meaning ascribed to it in this Section unless a clearly different meaning is required by the context. The following words and phrases shall have the following meanings:

**2.1. "Award"** means, individually or collectively, a grant under the Plan of Nonqualified Stock Options, Incentive Stock Options, Stock Appreciation Rights, Restricted Stock, Performance Shares or Performance Units.

**2.2. "Award Document"** means any agreement, contract, or other written instrument that evidences an Award granted to the Participant under the Plan and sets forth the terms and provisions applicable to such Award.

Page 1

**2.3. "Award Gain"** means (a) with respect to a given Option exercise, the product of (X) the excess of the Fair Market Value of a Share on the date of exercise over the Option Price times (Y) the number of shares as to which the Option was exercised at that date, and (b) with respect to any other settlement of an Award granted to the Participant, the Fair Market Value of the cash or Shares paid or payable to the Participant (regardless of any elective deferral pursuant to Section 13) less any cash or the Fair Market Value of any Shares or property (other than an Award that would have itself then been forfeitable hereunder and excluding any payment of tax withholding) paid by the Participant to the Company as a condition of or in connection such settlement.

2.4. **“Board”** means the Board of Directors of the Company.

2.5. **“Cause”** means, except as otherwise provided in an Award Document, a willful engaging in gross misconduct materially and demonstrably injurious to the Company. For this purpose, “willful” means an act or omission in bad faith and without reasonable belief that such act or omission was in or not opposed to the best interests of the Company.

2.6. **“Change of Control”** means the occurrence of any of the following events: (a) any person becomes the “beneficial owner” (as defined in Rule 13d-3 under the Exchange Act), directly or indirectly, of securities of the Company representing 15 percent or more of the combined voting power of the Company’s then outstanding common stock, unless the Board by resolution negates the effect of this provision in a particular circumstance, deeming that resolution to be in the best interests of Company stockholders; (b) during any period of two consecutive years, there shall cease to be a majority of the Board comprised of individuals who at the beginning of such period constituted the Board; (c) the stockholders of the Company approve a merger or consolidation which would result in the voting securities of the Company outstanding immediately prior thereto representing (either by remaining outstanding or by being converted into voting securities of the surviving entity) less than fifty percent of the combined voting power of the voting securities of the Company or such surviving entity outstanding immediately after such merger or consolidation; or (d) Company stockholders approve a plan of complete liquidation of the Company or an agreement for the sale or disposition by the Company of all or substantially all of its assets.

2.7. **“Code”** means the Internal Revenue Code of 1986, as amended from time to time, or any successor legislation thereto.

2.8. **“Committee”** means the Compensation Committee of the Board, appointed to administer the Plan, as provided in Section 3.

2.9. **“Company”** means Caterpillar Inc., a Delaware corporation, and any successor to such entity as provided in Section 18.

2.10. **“Director”** means any individual who is a member of the Board.

2.11. **“Disability”** means, unless otherwise provided for in an employment, change of control or similar agreement in effect between the Participant and the Company or a Subsidiary or in an Award Document, (a) in the case of an Employee, the Employee qualifying for long-term disability benefits under any long-term disability program sponsored by the Company or Subsidiary in which the Employee participates, and (b) in the case of a Director, the inability of the Director to engage in any substantial gainful business activity by reason of any medically determinable physical or mental impairment that can be expected to result in death, or which has lasted or can be expected to last for a continuous period of not less than 12 months, as determined by the Committee, based upon medical evidence.

2.12. **“Effective Date”** means the date specified in Section 1.3.

Page 2

---

2.13. **“Employee”** means any employee of the Company or any Subsidiary.

2.14. **“Exchange Act”** means the Securities Exchange Act of 1934, as amended from time to time, or any successor act thereto.

2.15. **“Fair Market Value”** means, as of any given date, the fair market value of a Share on a particular date determined by such methods or procedures as may be established from time to time by the Committee. Unless otherwise determined by the Committee, the Fair Market Value of a Share as of any date shall be the mean between the high and low prices at which the Share is traded on the New York Stock Exchange for that date or, if no prices are reported for that date, the prices on the next preceding date for which prices were reported. Notwithstanding the foregoing, unless otherwise determined by the Committee, for purposes of Section 6.5(d) of the Plan, Fair Market Value means the actual price at which the Shares used to acquire Shares are sold.

2.16. **“Family Member”** means any (a) child; (b) stepchild; (c) grandchild; (d) parent; (e) stepparent; (f) grandparent; (g) spouse; (h) former spouse; (i) sibling; (j) niece; (k) nephew; (l) mother-in-law; (m) father-in-law; (n) son-in-law; (o) daughter-in-law; (p) brother-in-law; or (q) sister-in-law of the Participant (including adoptive relationships). Family Member also shall mean any person sharing in the Participant’s household (other than a tenant or an employee).

2.17. **“Good Reason”** means, except as otherwise provided in an Award Document, the occurrence of any of the following circumstances (unless such circumstances are fully corrected by the Company before a Participant’s termination of employment):

(a) the Company's assignment of any duties materially inconsistent with the Participant's position within the Company, or which have a significant adverse alteration in the nature or status of the responsibilities of the Participant's employment; or

(b) a material reduction by the Company in the Participant's annual base salary, unless such reduction is part of a compensation reduction program affecting all similarly situated management employees.

**2.18. "Incentive Stock Option" or "ISO"** means the right to purchase Shares pursuant terms and conditions that provide that such right will be treated as an incentive stock option within the meaning of Code Section 422, as described in Section 6.

**2.19. "Long Service Separation"** means, except as otherwise provided in an Award Document, a termination of employment with the Company or a Subsidiary after the attainment of age 55 and the completion of ten or more years of service with the Company and/or its Subsidiaries.

**2.20. "Named Executive Officer"** means a Participant who is one of the group of covered employees as defined in the regulations promulgated under Code Section 162(m), or any successor provision or statute.

**2.21. "Nonqualified Stock Option" or "NQSO"** means the right to purchase Shares pursuant to terms and conditions that provide that such right will not be treated as an Incentive Stock Option, as described in Section 6.

**2.22. "Option"** means an Incentive Stock Option or a Nonqualified Stock Option, as described in Section 6.

**2.23. "Option Price"** means the per share price of a Share available for purchase pursuant to an Option.

**2.24. "Participant"** means an Employee, prospective Employee, Director, beneficiary or any other person who has outstanding an Award granted under the Plan, and includes those former Employees and Directors who have certain post-termination rights under the terms of an Award granted under the Plan.

---

Page 3

**2.25. "Performance-Based Exception"** means the exception for performance-based compensation from the tax deductibility limitations of Code Section 162(m).

**2.26. "Performance Period"** means the time period during which performance goals must be achieved with respect to an Award, as determined by the Committee.

**2.27. "Performance Share"** means an Award granted to a Participant, as described in Section 9.

**2.28. "Performance Unit"** means an Award granted to a Participant, as described in Section 9.

**2.29. "Period of Restriction"** means the period during which the transfer of Shares of Restricted Stock is limited in some way, and the Shares are subject to a substantial risk of forfeiture, as provided in Section 8.

**2.30. "Permitted Transferee"** means any one or more of the following: (a) Family Members; (b) a trust in which the Participant and/or Family Members have more than fifty percent of the beneficial interest; (c) a foundation in which the Participant and/or Family Members control the management of the assets; or (d) any other entity in which the Participant and/or Family Members own more than fifty percent of the voting interests.

**2.31. "Plan"** means the Caterpillar Inc. 2006 Long-Term Incentive Plan, as set forth herein.

**2.32. "Restricted Stock"** means an Award granted to a Participant pursuant to Section 8.

**2.33. "Section 16 Officer"** means any Employee who is considered an officer of the Company for purposes of Section 16 of the Exchange Act.

**2.34. "Share" or "Shares"** means shares of common stock of the Company.

**2.35. "Stock Appreciation Right" or "SAR"** means an Award, granted alone or in connection with a related Option, designated as an SAR, pursuant to the terms of Section 7.

2.36. **“Subsidiary”** means any corporation, partnership, joint venture, affiliate, or other entity in which the Company is at least a majority-owner of all issued and outstanding equity interests or has a controlling interest.

2.37. **“Tandem SAR”** means a SAR that is granted in connection with a related Option pursuant to Section 7, the exercise of which shall require forfeiture of the right to purchase a Share under the related Option (and when a Share is purchased under the Option, the Tandem SAR shall similarly be forfeited).

2.38. **“Non-Tandem SAR”** means a SAR that is granted independently of any Options, as described in Section 7.

### **Section 3. Administration**

3.1. **Plan Administration.** The Committee, or any other committee appointed by the Board, shall administer the Plan. The Committee or other committee appointed to administer the Plan shall consist of not less than two non-Employee Directors of the Company, within the meaning of Rule 16b-3 of the Exchange Act and not less than two outside directors, within the meaning of Code Section 162(m). The Board may, from time to time, remove members from, or add members to, the Committee. Members of the Board shall fill any vacancies on the Committee. Acts of a majority of the Committee at a meeting at which a quorum is present, or acts reduced to or approved in writing by unanimous consent of the members of the Committee, shall be valid acts of the Committee.

Page 4

---

3.2. **Authority of the Committee.** Except as limited by law or by the Certificate of Incorporation or Bylaws of the Company, and subject to the provisions herein, the Committee shall have full power to select Employees, prospective Employees and Directors who shall participate in the Plan; determine the sizes and types of Awards; determine the terms and conditions of Awards in a manner consistent with the Plan; construe and interpret the Plan and any agreement or instrument entered into under the Plan; establish, amend, or waive rules and regulations for the Plan’s administration; and amend the terms and conditions of any outstanding Award to the extent such terms and conditions are within the sole discretion of the Committee as provided in the Plan and subject to Section 16. Further, the Committee shall make all other determinations, which may be necessary or advisable for the administration of the Plan. As permitted by law, the Committee may delegate the authority granted to it herein.

3.3. **Electronic Administration.** The Committee may, in its discretion, utilize a system for complete or partial electronic administration of the Plan and may replace any written documents described in the Plan with electronic counterparts, as appropriate.

3.4. **Decisions Binding.** All determinations and decisions made by the Committee pursuant to the provisions of the Plan and all related orders and resolutions of the Board shall be final, conclusive and binding on all persons, including the Company, its stockholders, Employees, Participants, and their estates and beneficiaries.

### **Section 4. Shares Subject to the Plan and Maximum Awards**

#### **4.1. Shares Available for Awards.**

(a) The Shares available for Awards may be either authorized and unissued Shares or Shares held in or acquired for the treasury of the Company. The aggregate number of Shares that may be issued or used for reference purposes under the Plan or with respect to which Awards may be granted shall not exceed twenty million (20,000,000) Shares, subject to adjustment as provided in Section 4.3. In addition, seventeen million six hundred thousand (17,600,000) Shares authorized but unissued pursuant to the Caterpillar Inc. 1996 Stock Option and Long-Term Incentive Plan shall be reserved and available for grant under the Plan. Notwithstanding the foregoing, the aggregate number of Shares with respect to which ISOs may be granted shall not exceed the number specified above, and provided further, that up to an aggregate of twenty percent (20%) of the authorized Shares under the Plan may be issued with respect to Awards of Restricted Stock and up to an aggregate of twenty percent (20%) of the authorized Shares under the Plan may be issued with respect to Awards of Performance Shares.

(b) Upon:

(i) a payout of a Non-Tandem SAR or Tandem SAR in the form of cash;



(ii) a cancellation, termination, expiration, forfeiture, or lapse for any reason (with the exception of the termination of a Tandem SAR upon exercise of the related Options, or the termination of a related Option upon exercise of the corresponding Tandem SAR) of any Award; or

(iii) payment of an Option Price or payout of any Award with previously acquired Shares or by withholding Shares which otherwise would be acquired on exercise or issued upon such payout,

the number of Shares underlying any such Award that were not issued as a result of any of the foregoing actions shall again be available for the purposes of Awards under the Plan. In addition, in the case of any Award granted in substitution for an award of a company or business acquired by the Company or a Subsidiary, Shares issued or issuable in connection with such substitute Award shall not be counted against the number of Shares reserved under the Plan, but shall be available under the Plan by virtue of the Company's assumption of the plan or arrangement of the acquired company or business.

**4.2. *Individual Participant Limitations.*** Unless and until the Committee determines that an Award to a Named Executive Officer shall not be designed to comply with the Performance-Based Exception, the following rules shall apply to grants of such Awards under the Plan:

(a) Subject to adjustment as provided in Section 4.3, the maximum aggregate number of Shares (including Options, SARs, Restricted Stock and Performance Shares to be paid out in Shares) that may be granted in any one fiscal year to a Participant shall be 800,000 Shares.

(b) Except as otherwise provided in Section 7.5(b) regarding SAR exercise, the maximum aggregate cash payout (including Performance Units and Performance Shares paid out in cash) with respect to Awards granted in any one fiscal year that may be made to any Participant shall be \$5 million.

**4.3. *Adjustments in Authorized Shares.*** In the event of any change in corporate capitalization, such as a stock split, or a corporate transaction, such as any merger, consolidation, separation, including a spin-off, or other distribution of stock or property of the Company, any reorganization (whether or not such reorganization comes within the definition of such term in Code Section 368) or any partial or complete liquidation of the Company, an adjustment shall be made in the number and class of Shares available for Awards, the number and class of and/or price of Shares subject to outstanding Awards granted under the Plan and the number of Shares set forth in Sections 4.1 and 4.2, to prevent dilution or enlargement of rights. Such adjustment shall be made in a manner determined by the Committee, in its sole discretion, to be appropriate and equitable; provided, however, that (a) no such adjustment shall cause an increase in the fair value of an Award for purposes of Statement of Financial Accounting Standards No. 123 (revised 2004) or any successor thereto; and (b) the number of Shares subject to any Award shall always be a whole number by rounding any fractional Share (up or down) to the nearest whole Share.

## **Section 5. Eligibility and Participation**

**5.1. *Eligibility.*** Persons eligible to participate in the Plan include all current and future Employees (including officers), persons who have been offered employment by the Company or a Subsidiary (provided that such prospective Employee may not receive any payment or exercise any right relating to an Award until such person begins employment with the Company or Subsidiary), and Directors, as determined by the Committee.

**5.2. *Participation.*** Subject to the provisions of the Plan, the Committee shall determine and designate, from time to time, the Employees, prospective Employees, and Directors to whom Awards shall be granted, the terms of such Awards, and the number of Shares subject to such Award.

**5.3. *Foreign Participants.*** In order to assure the viability of Awards granted to Participants employed in foreign countries, the Committee may provide for such special terms as it may consider necessary or appropriate to accommodate differences in local law, tax policy, or custom. Moreover, the Committee may approve such supplements to, or amendments, restatements, or alternative versions of the Plan as it may consider necessary or appropriate for such purposes without thereby affecting the



terms of the Plan as in effect for any other purpose; provided, however, that no such supplements, amendments, restatements, or alternative versions shall increase the share limitations contained in Section 4 of the Plan.

## **Section 6. Stock Options**

### **6.1. Grant of Options.**

(a) **Option Grant.** Subject to the terms and provisions of the Plan, Options may be granted to one or more Participants in such number, upon such terms and provisions, and at any time and from time to time, as determined by the Committee, in its sole discretion. The Committee may grant either Nonqualified Stock Options or (in the case of Options granted to Employees) Incentive Stock Options, and shall have complete discretion in determining the number of Options of each granted to each Participant, subject to the limitations of Section 4. Each Option grant shall be evidenced by a resolution of the Committee approving the Option grant.

(b) **Award Document.** All Options shall be evidenced by an Award Document. The Award Document shall specify the Option Price, the term of the Option, the number of Shares subject to the Option, and such other provisions as the Committee shall determine, and which are not inconsistent with the terms and provisions of the Plan. The Award Document shall also specify whether the Option is to be treated as an ISO within the meaning of Code Section 422. If such Option is not designated as an ISO, such Option shall be a NQSO.

**6.2. Option Price.** The Committee shall designate the Option Price for each Share subject to an Option under the Plan, provided that such Option Price shall not be less than 100% of the Fair Market Value of Shares subject to an Option on the date the Option is granted, and which Option Price may not be subsequently changed by the Committee except pursuant to Section 4.3. With respect to a Participant who owns, directly or indirectly, more than 10% of the total combined voting power of all classes of the stock of the Company or any Subsidiary, the Option Price of Shares subject to an ISO shall be at least 110% of the Fair Market Value of such Shares on the ISO's grant date.

**6.3. Term of Options.** Each Option granted to a Participant shall expire at such time as the Committee shall determine at the time of grant, but in no event shall be exercisable later than the 10th anniversary of the grant date. Notwithstanding the foregoing, with respect to ISOs, in the case of a Participant who owns, directly or indirectly, more than 10% of the total combined voting power of all classes of the stock of the Company or any Subsidiary, no such ISO shall be exercisable *later than the fifth anniversary of the grant date.*

Page 7

---

**6.4. Exercise of Options.** Options granted under this Section 6 shall be exercisable at such times and be subject to such restrictions and conditions as the Committee shall in each instance approve, which need not be the same for each grant or for each Participant, and shall be set forth in the applicable Award Document. Notwithstanding the preceding sentence, the Fair Market Value of Shares to which ISOs are exercisable for the first time by any Participant during any calendar year (under all plans of the Company and its Subsidiaries) may not exceed \$100,000. Any ISOs that become exercisable in excess of such amount shall be deemed NQSOs to the extent of such excess. If the Award Document does not specify the time or times at which the Option shall first become exercisable, such an Option shall become fully vested and exercisable by the Participant on the third anniversary of the grant date.

**6.5. Payment.** Options granted under this Section 6 shall be exercised by the delivery of a notice of exercise to the Company (or its designated agent(s)), setting forth the number of Shares with respect to which the Option is to be exercised, accompanied by full payment for the Shares. The Option Price upon exercise of any Option shall be payable to the Company in full either:

(a) in cash or its equivalent, or

(b) by tendering previously acquired Shares having an aggregate Fair Market Value at the time of exercise equal to the total Option Price, or

(c) by cashless exercise through delivery of irrevocable instructions to a broker to promptly deliver to the Company the amount of proceeds from a sale of shares having a Fair Market Value equal to the purchase price.

**6.6. Termination of Employment or Service as a Director.** The Committee, in its sole discretion, shall set forth in the applicable Award Document the extent to which a Participant shall have the right to exercise the Option or Options following termination of his or her employment with the Company or any Subsidiary or following termination of his or her service as a Director. Such provisions need not be uniform among all Options issued pursuant to the Plan, and may reflect distinctions based on the reasons for such termination, including, but not limited to, termination for Cause or for Good Reason, or reasons relating to the breach or threatened breach of restrictive covenants. Subject to Section 15, in the event that a Participant's Award Document does not set forth such provisions, the following provisions shall apply:

(a) **Long Service Separation, Death or Disability.** If a Participant's employment with the Company and/or any Subsidiary or service as a Director terminates by reason of Long Service Separation, death or Disability, to the extent that the Option is not exercisable, all Shares covered by his or her Options shall immediately become fully vested and shall remain exercisable until the earlier of (i) the remainder of the term of the Option, or (ii) 60 months from the date of such termination. In the case of the Participant's death, the Participant's beneficiary or estate may exercise the Option.

(b) **Termination for Cause.** If a Participant's employment with the Company and/or any Subsidiary or service as a Director terminates for Cause, all Options granted to such Participant shall expire immediately and all rights to purchase Shares (vested or nonvested) under the Options shall cease upon such termination.

---

Page 8

---

(c) **Other Termination.** If a Participant's employment with the Company and/or any Subsidiary or service as a Director terminates for any reason other than Long Service Separation, death, Disability, or for Cause, all Options shall remain exercisable until the earlier of (i) the remainder of the term of the Option, or (ii) 60 days from the date of such termination. In such circumstance, the Option shall only be exercisable to the extent that it was exercisable as of such termination date and shall not be exercisable with respect to any additional Shares.

**6.7. Restrictions on Shares.** The Committee may impose such restrictions on any Shares acquired pursuant to the exercise of an Option granted under this Section 6 as it may deem advisable, including, without limitation, restrictions under applicable Federal securities laws, under the requirements of any stock exchange or market upon which such Shares are then listed and/or traded, and under any blue sky or state or foreign securities laws applicable to such Shares.

**6.8. Transferability of Options.**

(a) **Incentive Stock Options.** No ISO granted under the Plan may be sold, transferred, pledged, assigned, or otherwise alienated or hypothecated, other than by will or by the laws of descent and distribution. Further, all ISOs granted to a Participant under the Plan shall be exercisable during his or her lifetime only by such Participant.

(b) **Nonqualified Stock Options.** NQSOs may only be transferred in accordance with this Section 6.8(b).

(i) Except as otherwise provided in paragraph (ii) below or in an Award Document, no NQSO shall be assignable or transferable by a Participant other than by will, by the laws of descent and distribution or pursuant to a Domestic Relations Order (as such term is defined in Section 414(p)(1)(B) of the Code).

(ii) NQSOs (whether vested or unvested) held by (A) Participants who are Section 16 Officers; (B) Participants who are Directors; or (C) any Participants who previously held the positions in clauses (A) and (B) may be transferred by gift or by domestic relations order to one or more Permitted Transferees. NQSOs (whether vested or unvested) held by all other Participants and by Permitted Transferees may be transferred by gift or by domestic relations order only to Permitted Transferees upon the prior written approval of the Company's Director of Compensation + Benefits.

**6.9. Acceleration of Vesting.** Notwithstanding anything in this Section 6 to the contrary, the Committee, in its sole discretion, shall have the authority to accelerate the vesting of Options at any time.

## **Section 7. Stock Appreciation Rights**

**7.1. Grant of SARs.**

(a) **SAR Grant.** Subject to the terms and provisions of the Plan, SARs may be granted to Participants in such number, upon such terms and provisions, and at any time and from time to time, as determined by the Committee in its sole discretion. The Committee may grant Non-Tandem SARs, Tandem SARs, or any combination of these forms of SARs. The Committee shall have complete discretion in determining the number of SARs granted to each Participant (subject to Section 4) and, consistent with the provisions of the Plan, in determining the terms and conditions pertaining to such SARs. The Committee shall designate, at the time of grant, the grant price of a Non-Tandem SAR, which grant price shall not be less than 100% of the Fair Market Value of a Share on the grant date of the SAR. The grant price of Tandem SARs shall equal the Option Price of the related Option. Grant prices of SARs shall not subsequently be changed by the Committee, except pursuant to Section 4.3.

(b) **Award Document.** All SARs shall be evidenced by an Award Document. The Award Document shall specify the grant price, the term of the SAR, and such other provisions as the Committee shall determine, and which are not inconsistent with the terms and provisions of the Plan.

**7.2. Term of SARs.** The term of a SAR granted under the Plan shall be determined by the Committee, in its sole discretion; provided, however, that unless otherwise designated by the Committee, such term shall not exceed ten years from the grant date.

**7.3. Exercise of Tandem SARs.** Tandem SARs may be exercised for all or part of the Shares subject to the related Option upon the surrender of the right to exercise the equivalent portion of the related Option. A Tandem SAR may be exercised only with respect to the Shares for which its related Option is then exercisable. Notwithstanding any other provision of the Plan to the contrary, with respect to a Tandem SAR granted in connection with an ISO: (i) the Tandem SAR will expire no later than the expiration of the underlying ISO; (ii) the value of the payout with respect to the Tandem SAR may be for no more than 100% of the difference between the Option Price of the underlying ISO and the Fair Market Value of the Shares subject to the underlying ISO at the time the Tandem SAR is exercised; and (iii) the Tandem SAR may be exercised only when the Fair Market Value of the Shares subject to the ISO exceeds the Option Price of the ISO.

**7.4. Exercise of Non-Tandem SARs.** Non-Tandem SARs may be exercised upon whatever terms and conditions the Committee, in its sole discretion, imposes upon them.

**7.5. Payment of SAR Amount.**

(a) Upon exercise of a SAR, a Participant shall be entitled to receive payment from the Company in an amount determined by multiplying:

- (i) The excess of the Fair Market Value of a Share on the date of exercise over the grant price; by
- (ii) The number of Shares with respect to which the SAR is exercised.

(b) Unless otherwise provided in the Award Document, the payment upon SAR exercise may be in cash, in Shares of equivalent value, or in some combination thereof. If, and to the extent that the payment upon SAR exercise is made in cash, such cash payment shall not be subject to the limitation of Section 4.2(b).

**7.6. Termination of Employment or Service as a Director.** The Committee, in its sole discretion, shall set forth in the applicable Award Document the extent to which a Participant shall have the right to exercise the SAR or SARs following termination of his or her employment with the Company or any Subsidiary or following termination of his or her service as a Director. Such provisions need not be uniform among all SARs issued pursuant to the Plan, and may reflect distinctions based on the reasons for such termination, including, but not limited to, termination for Cause or for Good Reason, or reasons relating to the breach or threatened breach of restrictive covenants. Subject to Section 15, in the event that a Participant's Award Document does not set forth such provisions, the following provisions shall apply:

(a) **Long Service Separation, Death or Disability.** If a Participant's employment with the Company and/or any Subsidiary or service as a Director terminates by reason of Long Service Separation, death or Disability, to the extent that the SARs are not exercisable, all of his or her SARs shall immediately become fully vested and shall remain exercisable until the earlier of (i) the remainder of the term of the SAR, or (ii) 60 months from the date of such termination. In the case of the Participant's death, the Participant's beneficiary or estate may exercise the SAR.

(b) **Termination for Cause.** If a Participant's employment with the Company and/or any Subsidiary or service as a Director terminates for Cause, all SARs shall expire immediately and all rights thereunder shall cease upon such termination.

(c) **Other Termination.** If a Participant's employment with the Company and/or any Subsidiary or service as a Director terminates for any reason other than Long Service Separation, death, Disability, or for Cause, all SARs shall remain exercisable until the earlier of (i) the remainder of the term of the SAR, or (ii) 60 days from the date of such termination. In such circumstance, the SAR shall only be exercisable to the extent it was exercisable as of such termination date and shall not be exercisable with respect to any additional SARs.

**7.8. Acceleration of Vesting.** Notwithstanding anything in this Section 7 to the contrary, the Committee, in its sole discretion, shall have the authority to accelerate the vesting of SARs at any time.

## **Section 8. Restricted Stock**

### **8.1. Grant of Restricted Stock.**

(a) **Grant of Restricted Stock.** Subject to the terms and provisions of the Plan, the Committee, at any time and from time to time, may grant Shares of Restricted Stock to Participants in such amounts as the Committee shall determine.

(b) **Award Document.** All shares of Restricted Stock shall be evidenced by an Award Document. The Award Document shall specify the Period or Periods of Restriction (consistent with the next sentence), the number of Shares of Restricted Stock granted, and such other provisions as the Committee shall determine pursuant to Section 8.3 or otherwise, and which shall not be inconsistent with the terms and provisions of the Plan. Shares of Restricted Stock not in excess of five percent of the number of shares that may be issued with respect to Awards of Restricted Stock, as provided in Section 4.1, may have a Period or Periods of Restriction as determined by the Committee in its sole discretion, and any other shares of Restricted Stock shall have a Period of Restriction, as determined by the Committee, that shall not lapse in any respect until on or after the third anniversary of the grant date. If no Period of Restriction is set forth in the Award Document, the transfer and any other restrictions shall lapse (i) to the extent of one-third of the Shares (rounded to the nearest whole) covered by the Restricted Stock Award on the third anniversary of the grant date, (ii) to the extent of two-thirds of the Shares (rounded to the nearest whole) covered by the Restricted Stock Award on the fourth anniversary of the grant date, and (iii) to the extent of 100% of the Shares covered by the Restricted Stock Award on the fifth anniversary of the grant date.

**8.2. Other Restrictions.** Subject to Section 10 herein, the Committee may impose such other conditions and/or restrictions on any Shares of Restricted Stock granted pursuant to the Plan as it may deem advisable including without limitation, a requirement that Shares will not be issued until the end of the applicable Period of Restriction, a requirement that Participants pay a stipulated purchase price for each Share of Restricted Stock, restrictions based upon the achievement of specific performance goals (Company-wide, Subsidiary-wide, divisional, and/or individual), time-based restrictions on vesting, which may or may not be following the attainment of the performance goals, sales restrictions under applicable shareholder agreements or similar agreements, and/or restrictions under applicable Federal or state securities laws. The Company shall retain the certificates representing Shares of Restricted Stock in the Company's possession until such time as all conditions and/or restrictions applicable to such Shares have been satisfied. Except as otherwise provided in this Section 8 or in any Award Document, Shares of Restricted Stock covered by each Restricted Stock grant made under the Plan shall become freely transferable by the Participant after the last day of the applicable Period of Restriction.

Page 11

---

**8.3. Voting Rights.** Unless otherwise designated by the Committee at the time of grant, Participants to whom Shares of Restricted Stock have been granted hereunder may exercise full voting rights with respect to those Shares during the Period of Restriction.

**8.4. Dividends and Other Distributions.** Unless otherwise designated by the Committee at the time of grant, Participants holding Shares of Restricted Stock granted hereunder shall be credited with regular cash dividends paid with respect to the underlying Shares while they are so held during the Period of Restriction. The Committee may apply any restrictions to the dividends that the Committee deems appropriate. Without limiting the generality of the preceding sentence, if the grant or vesting of Shares of Restricted Stock granted to a Named Executive Officer is designed to comply with the requirements of the Performance-Based Exception, the Committee may apply any restrictions it deems appropriate to the payment of dividends declared with respect to such Shares of Restricted Stock, such that the dividends and/or the Shares of Restricted Stock maintain

eligibility for the Performance-Based Exception. In the event that any dividend constitutes a derivative security or an equity security pursuant to the rules under Section 16 of the Exchange Act, such dividend shall be subject to a vesting period equal to the remaining vesting period of the Shares of Restricted Stock with respect to which the dividend is paid.

**8.5. Termination of Employment or Service as a Director.** The Committee, in its sole discretion, shall set forth in the applicable Award Document the extent to which the Participant shall have the right to receive unvested Shares of Restricted Stock following termination of the Participant's employment with the Company and/or its Subsidiaries or termination of service as a Director. Such provisions need not be uniform among all Shares of Restricted Stock issued pursuant to the Plan, and may reflect distinctions based on the reasons for termination of employment including; but not limited to, termination of employment for Cause or for Good Reason, or reasons relating to the breach or threatened breach of restrictive covenants; provided, however that, except in the cases of terminations connected with a Change of Control and terminations by reason of death or Disability, the vesting of Shares of Restricted Stock that qualify for the Performance-Based Exception and that are held by Named Executive Officers shall not occur before the time they otherwise would have, but for the employment termination. Subject to Section 15, in the event that a Participant's Award Document does not set forth such termination provisions, the following termination provisions shall apply:

(a) **Death and Disability.** Unless the Award qualifies for the Performance-Based Exception, if a Participant's employment with the Company and/or any Subsidiary or service as a Director is terminated due to death or Disability, all Shares of Restricted Stock of such Participant shall immediately become fully vested on the date of such termination and any restrictions shall lapse.

(b) **Other Termination.** If a Participant's employment with the Company and/or any Subsidiary or service as a Director is terminated for any reason other than death or Disability all Shares of Restricted Stock that are unvested at the date of termination shall be forfeited to the Company.

**8.6. Acceleration of Vesting.** Notwithstanding anything in this Section 8 to the contrary, the Committee, in its sole discretion, shall have the authority to accelerate the vesting of Shares of Restricted Stock at any time.

**8.7. Transferability.** Except as provided in this Section 8, the Shares of Restricted Stock granted herein may not be sold, transferred, pledged, assigned, or otherwise alienated or hypothecated, voluntarily or involuntarily, until the end of the applicable Period of Restriction established by the Committee and specified in the Award Document, or upon earlier satisfaction of any other conditions, as specified by the Committee in its sole discretion and set forth in the Award Document. All rights with respect to the Restricted Stock granted to a Participant under the Plan shall be available during his or her lifetime only to such Participant.

## Section 9. Performance Units and Performance Shares

### 9.1. Grant of Performance Units/Shares.

(a) **Grant of Performance Unit/Shares.** Subject to the terms of the Plan, Performance Units and/or Performance Shares may be granted to Participants in such amounts and upon such terms, and at any time and from time to time, as shall be determined by the Committee, which shall not be inconsistent with the terms and provisions of the Plan and shall be set forth in an Award Document.

(b) **Award Document.** All Performance Units and Performance Shares shall be evidenced by an Award Document. The Award Document shall specify the initial value of the Award, the performance goals and the Performance Period, as the Committee shall determine, and which are not inconsistent with the terms and provisions of the Plan.

**9.2. Value of Performance Units/Shares.** Each Performance Unit shall have an initial value (which may be \$0) that is established by the Committee at the time of grant. Each Performance Share shall have an initial value equal to the Fair Market Value of a Share on the grant date. The Committee shall set performance goals in its sole discretion which, depending on the extent to which they are met will determine the number and/or value of Performance Units and/or Performance Shares that will be paid out to the Participant. For purposes of this Section 9, the time period during which the performance goals must be met shall be called a Performance Period. Performance Shares not in excess of five percent of the number of shares that may be issued with respect to Awards of Performance Shares, as provided in Section 4.1, may have a Performance Period as determined by the Committee in its sole discretion, and any other Performance Shares shall have a Performance Period, as determined by the Committee, of not less than one year.



**9.3. Earning of Performance Units/Shares.** Subject to the terms of the Plan, after the applicable Performance Period has ended, the holder of Performance Units and/or Performance Shares shall be entitled to receive payout on the number and value of Performance Units and/or Performance Shares earned by the Participant over the Performance Period, to be determined as a function of the extent to which the corresponding performance goals have been achieved, as established by the Committee.

**9.4. Form and Timing of Payment of Performance Units/Shares.** Except as provided below, payment of earned Performance Units and/or Performance Shares shall be made in a single lump sum as soon as reasonably practicable following the close of the applicable Performance Period. Subject to the terms of the Plan, the Committee, in its sole discretion, may pay earned Performance Units and/or Performance Shares in the form of cash or in Shares (or in a combination thereof) which have an aggregate Fair Market Value equal to the value of the earned Performance Units and/or Performance Shares at the close of the applicable Performance Period. Such Shares may be granted subject to any restrictions deemed appropriate by the Committee. At the sole discretion of the Committee, Participants may be entitled to receive any dividends declared with respect to Shares which have been earned in connection with grants of Performance Units and/or Performance Shares which have been earned, but not yet distributed to Participants.

---

Page 13

**9.5. Termination of Employment or Service as a Director.** The Committee, in its sole discretion, shall set forth in the applicable Award Document the extent to which the Participant shall have the right to receive payment for Performance Units and/or Performance Shares following termination of the Participant's employment with the Company and/or its Subsidiaries or termination of service as a Director. Such provisions need not be uniform among all Performance Units and/or Performance Shares granted pursuant to the Plan, and may reflect distinctions based on the reasons for such termination including; but not limited to, termination for Cause or for Good Reason, or reasons relating to the breach or threatened breach of restrictive covenants. Subject to Section 15, in the event that a Participant's Award Document does not set forth such termination provisions, the following termination provisions shall apply:

(a) **Long Service Separation, Death or Disability.** Subject to Section 15, if a Participant's employment with the Company and/or any Subsidiary or service as a Director is terminated during a Performance Period due to Long Service Termination, death or Disability, the Participant shall receive a prorated payout of the Performance Units and/or Performance Shares, unless the Committee determines otherwise. The prorated payout shall be determined by the Committee, shall be based upon the length of time that the Participant held the Performance Units and/or Performance Shares during the Performance Period, and shall further be adjusted based on the achievement of the preestablished performance goals. Unless the Committee determines otherwise in the event of a termination due to death, Disability or Long Service Separation, payment of earned Performance Units and/or Performance Shares shall be made at the same time as payments are made to Participants who did not terminate employment during the applicable Performance Period.

(b) **Other Termination.** If a Participant's employment with the Company and/or any Subsidiary or service as a Director is terminated during a Performance Period for any reason other than Long Service Termination, death or Disability all Performance Units and/or Performance Shares shall be forfeited by the Participant to the Company.

**9.6. Nontransferability.** Except as otherwise provided in a Participant's Award Document, Performance Units and/or Performance Shares may not be sold, transferred, pledged, assigned, or otherwise alienated or hypothecated, other than by will or by the laws of descent and distribution. Further, except as otherwise provided in a Participant's Award Document, a Participant's rights under the Plan shall be exercisable during the Participant's lifetime only by the Participant or the Participant's legal representative.

**9.7. Acceleration of Vesting.** Notwithstanding anything in this Section 9 to the contrary, the Committee, in its sole discretion, shall have the authority to accelerate the vesting of Performance Units and/or Performance Shares at any time.

---

Page 14

## **Section 10. Performance Measures**

**10.1. Performance Measures.** Unless and until the Committee proposes for stockholder vote and stockholders approve a change in the general performance measures set forth in this Section 10, the attainment of which may determine the degree of payout and/or vesting with respect to Awards to Named Executive Officers that are designed to qualify for the Performance-Based Exception, the performance goals to be used for purposes of such grants shall be established by the Committee in writing and stated in terms of the attainment of specified levels of or percentage changes in any one or more of the following measurements:



(a) revenue; (b) primary or fully-diluted earnings per Share; (c) earnings before interest, taxes, depreciation, and/or amortization; (d) pretax income; (d) cash flow from operations; (e) total cash flow; (f) return on equity; (g) return on invested capital; (h) return on assets; (i) net operating profits after taxes; (j) economic value added; (k) total stockholder return; (l) return on sales; or (m) any individual performance objective which is measured solely in terms of quantifiable targets related to the Company or the Company's business; or any combination thereof. In addition, such performance goals may be based in whole or in part upon the performance of the Company, a Subsidiary, division and/or other operational unit under one or more of such measures.

**10.2. Performance Procedures.** The degree of payout and/or vesting of such Awards designed to qualify for the Performance-Based Exception shall be determined based upon the written certification of the Committee as to the extent to which the performance goals and any other material terms and conditions precedent to such payment and/or vesting have been satisfied. The Committee shall have the sole discretion to adjust the determinations of the degree of attainment of the preestablished performance goals; provided, however, that the performance goals applicable to Awards which are designed to qualify for the Performance-Based Exception, and which are held by Named Executive Officers, may not be adjusted so as to increase the payment under the Award (the Committee shall retain the sole discretion to adjust such performance goals upward, or to otherwise reduce the amount of the payment and/or vesting of the Award relative to the pre-established performance goals). In the event that applicable tax and/or securities laws change to permit Committee sole discretion to alter the governing performance measures without obtaining stockholder approval of such changes, the Committee shall have sole discretion to make such changes without obtaining stockholder approval. In addition, in the event that the Committee determines that it is advisable to grant Awards which shall not qualify for the Performance-Based Exception, the Committee may make such grants without satisfying the requirements of Code Section 162(m) and, thus, which use performance measures other than those specified above.

## **Section 11. Award Forfeitures**

**11.1. Forfeiture of Options and Other Awards.** Each Award granted hereunder shall be subject to the following additional forfeiture conditions, to which the Participant, by accepting an Award hereunder, agrees. If any of the events specified in Section 11.2 occurs (a "Forfeiture Event"), all of the following forfeitures will result:

(a) The unexercised portion of any Option, whether or not vested, and any other Award not then settled (except for an Award that has not been settled solely due to an elective deferral pursuant to Section 13 by the Participant and otherwise is not forfeitable in the event of any termination of service of the Participant) will be immediately forfeited and canceled upon the occurrence of the Forfeiture Event; and

Page 15

---

(b) The Participant will be obligated to repay to the Company, in cash, within five business days after demand is made therefor by the Company, the total amount of Award Gain (as defined herein) realized by the Participant upon each exercise of an Option or settlement of an Award (regardless of any elective deferral pursuant to Section 13) that occurred on or after (i) the date that is six months before the occurrence of the Forfeiture Event, if the Forfeiture Event occurred while the Participant was employed by the Company or a Subsidiary, or (ii) the date that is six months before the date the Participant's employment by, or service as a Director with the Company or a Subsidiary terminated, if the Forfeiture Event occurred after the Participant ceased to be so employed.

**11.2. Events Triggering Forfeiture.** The forfeitures specified in Section 11.1 will be triggered upon the occurrence of any one of the following Forfeiture Events at any time during the Participant's employment by or service as a Director with the Company or a Subsidiary or during the one-year period following termination of such employment or service:

(a) **Non-Solicitation.** The Participant, for his or her own benefit or for the benefit of any other person, company or entity, directly or indirectly, (i) induces or attempts to induce or hires or otherwise counsels, induces or attempts to induce or hire or otherwise counsel, advise, encourage or solicit any person to leave the employment of or the service for the Company or any Subsidiary, (ii) hires or in any manner employs or retains the services of any individual employed by or providing services to the Company or any Subsidiary as of the date of his or her termination of employment, or employed by or providing services to the Company or any Subsidiary subsequent to such termination, (iii) solicits, pursues, calls upon or takes away, any of the customers of the Company or any Subsidiary, (iv) solicits, pursues, calls upon or takes away, any potential customer of the Company or any Subsidiary that has been the subject of a bid, offer or proposal by the Company or any Subsidiary, or of substantial preparation with a view to making such a bid, proposal or offer, within six months before such Participant's termination of employment with the Company or any Subsidiary, or (v) otherwise interferes with the business or accounts of the Company or any Subsidiary.

(b) **Confidential Information.** The Participant discloses to any person or entity or makes use of any “confidential or proprietary information” (as defined below in this subparagraph (b)) for his or her own purpose or for the benefit of any person or entity, except as may be necessary in the ordinary course of employment with or other service to the Company or any Subsidiary. Such “confidential or proprietary information” of the Company or any Subsidiary, includes, but is not limited to, the design, development, operation, building or manufacturing of products manufactured and supplied by the Company and its Subsidiaries, the identity of the Company’s or any Subsidiary’s customers, the identity of representatives of customers with whom the Company or any Subsidiary has dealt, the kinds of services provided by the Company or any Subsidiary to customers and offered to be performed for potential customers, the manner in which such services are performed or offered to be performed, the service needs of actual or prospective customers, pricing information, information concerning the creation, acquisition or disposition of products and services, customer maintenance listings, computer software and hardware applications and other programs, personnel information, information identifying, relating to or concerning investors in the Company or any Subsidiary, joint venture partners of the Company or any Subsidiary, business partners of the Company or any Subsidiary or other entities providing financing to the Company or any Subsidiary, real estate and leasing opportunities, communications and telecommunications operations and processes, zoning and licensing matters, relationships with, or matters involving, landlords and/or property owners, and other trade secrets.

**11.3. Agreement Does Not Prohibit Competition or Other Participant Activities.** Although the conditions set forth in this Section 11 shall be deemed to be incorporated into an Award, the Plan does not thereby prohibit the Participant from engaging in any activity, including but not limited to competition with the Company and its Subsidiaries. Rather, the non-occurrence of the Forfeiture Events set forth in Section 11.2 is a condition to the Participant’s right to realize and retain value from his or her compensatory Awards, and the consequence under the Plan if the Participant engages in an activity giving rise to any such Forfeiture Event are the forfeitures specified herein. This provision shall not preclude the Company and the Participant from entering into other written agreements concerning the subject matter of Sections 11.1 and 11.2 and, to the extent any terms of this Section 11 are inconsistent with any express terms of such agreement, this Section 11 shall not be deemed to modify or amend such terms.

**11.4. Committee Discretion.** The Committee may, in its sole discretion, waive in whole or in part the Company’s right to forfeiture under this Section 11, but no such waiver shall be effective unless evidenced by a writing signed by a duly authorized officer of the Company. In addition, the Committee may impose additional conditions on Awards, by inclusion of appropriate provisions in the Award Document. Nothing contained herein shall require the Committee to enforce the forfeiture provisions of this Section 11. Failure to enforce these forfeiture provisions against any individual shall not be construed as a waiver of the Company’s right to forfeiture under this Section 11.

**11.5. Clawback Provision.** Notwithstanding any other provision of the Plan to the contrary, including Section 16.1 which prohibits material- and adverse changes to any outstanding Award, any Participant who is an officer of the Company whose negligent, intentional or gross misconduct contributes to the Company’s having to restate all or a portion of its financial statements, will be required to forfeit Awards granted under this Plan and repay the Company the total amount of Award Gain realized by the Participant upon the exercise of an Option or settlement of an Award, as determined by the Board of Directors, an authorized committee, or its designee, pursuant to the Caterpillar Inc. Guidelines on Corporate Governance Issues, as adopted on February 14, 2007 and any subsequent amendments. Any Awards granted under this Plan prior to February 14, 2007 are subject to the provisions of this Section 11.5 only with the written consent of the Participant.

## **Section 12. Beneficiary Designation**

**12.1. Beneficiary Designations.** Each Participant under the Plan may, from time to time, name any beneficiary or beneficiaries (who may be named contingently or successively) to whom any benefit under the Plan is to be paid in case of his or her death before he or she receives any or all of such benefit. Each such designation shall revoke all prior designations by the same Participant, shall be in a form prescribed by the Company, and will be effective only when filed by the Participant in writing with the Company during the Participant’s lifetime. In the absence of any such designation, benefits remaining unpaid at the Participant’s death shall be paid to the Participant’s estate.

## **Section 13. Deferrals**

**13.1. Deferrals.** The Committee may permit a Participant to defer such Participant’s receipt of the payment of cash or the delivery of Shares that would otherwise be due to such Participant upon the exercise of any Option or by virtue of the lapse or waiver of

restrictions with respect to Restricted Stock, or the satisfaction of any requirements or goals with respect to Performance Units/ Shares. If any such deferral election is required or permitted, the Committee shall, in its sole discretion, establish rules and procedures for such payment deferrals. All such deferrals (and rules and procedures) shall be consistent with Code Section 409A and any other applicable law.

#### **Section 14. Rights and Obligations of Parties**

**14.1. No Guarantee of Employment or Service Rights.** Nothing in the Plan shall interfere with or limit in any way the right of the Company to terminate any Participant's employment at any time, nor confer upon any Participant any right to continue in the employ of the Company or any Subsidiary.

**14.2. Temporary Absence.** For purposes of the Plan, temporary absence from employment because of illness, vacation, approved leaves of absence, and transfers of employment among the Company and its Subsidiaries, shall not be considered to terminate employment or to interrupt continuous employment.

**14.3. Participation.** No Employee or Director shall have the right to be selected to receive an Award under the Plan, or, having been so selected, to be selected to receive a future Award.

**14.4. Right of Setoff.** The Company or any Subsidiary may, to the extent permitted by applicable law, deduct from and set off against any amounts the Company or Subsidiary may owe to the Participant from time to time, including amounts payable in connection with any Award, owed as wages, fringe benefits, or other compensation owed to the Participant, such amounts as may be owed by the Participant to the Company, although the Participant shall remain liable for any part of the Participant's payment obligation not satisfied through such deduction and setoff. By accepting any Award granted hereunder, the Participant agrees to any deduction or setoff under this Section 14.

**14.5. Section 83(b) Election.** No election under Section 83(b) of the Code (to include in gross income in the year of transfer the amounts specified in Code Section 83(b)) or under a similar provision of the laws of a jurisdiction outside the United States may be made, unless expressly permitted by the terms of the Award Document or by action of the Committee in writing before the making of such election. In any case in which a Participant is permitted to make such an election in connection with an Award, the Participant shall notify the Company of such election within ten days of filing notice of the election with the Internal Revenue Service or other governmental authority, in addition to any filing and notification required pursuant to regulations issued under Code Section 83(b) or other applicable provision.

**14.6. Disqualifying Disposition Notification.** If any Participant shall make any disposition of Shares delivered pursuant to the exercise of an Incentive Stock Option under the circumstances described in Code Section 421(b) (relating to certain disqualifying dispositions), such Participant shall notify the Company of such disposition within ten days thereof.

#### **Section 15. Change of Control**

**15.1. Change of Control.** If a Participant's employment or service with the Company and/or any Subsidiary terminates either without Cause or for Good Reason within the 12 month period following a Change of Control, unless otherwise specifically prohibited under applicable laws, or by the rules and regulations of any governing governmental agencies or national securities exchanges:

- (a) Any and all Options and SARs granted hereunder shall become immediately exercisable, and shall remain exercisable throughout their entire term;
- (b) Any Period of Restriction and other restrictions imposed on Restricted Stock shall lapse; and

(c) Unless otherwise specified in an Award Document, the maximum payout opportunities attainable under all outstanding Awards of Performance Units and Performance Shares shall be deemed to have been fully earned for the entire Performance

Period(s) as of the effective date of the Change of Control. The vesting of all such Awards shall be accelerated as of the effective date of the Change of Control, and in full settlement of such Awards, there shall be paid out in cash to Participants within 30 days following the effective date of the Change of Control the maximum of payout opportunities associated with such outstanding Awards.

## **Section 16. Amendment, Modification, and Termination**

**16.1. Amendment, Modification, and Termination.** The Board may amend, suspend or terminate the Plan or the Committee's authority to grant Awards under the Plan without the consent of stockholders or Participants; provided, however, that any amendment to the Plan shall be submitted to the Company's stockholders for approval not later than the earliest annual meeting for which the record date is after the date of such Board action if such stockholder approval is required by any federal or state law or regulation or the rules of any stock exchange or automated quotation system on which the Shares may then be listed or quoted and the Board may otherwise, in its sole discretion, determine to submit other amendments to the Plan to stockholders for approval; and provided further, that, without the written consent of an affected Participant, no such Board action may materially and adversely affect the rights of such Participant under any outstanding Award. The Committee shall have no authority to waive or modify any other Award term after the Award has been granted to the extent that the waived or modified term was mandatory under the Plan.

## **Section 17. Withholding**

**17.1. Tax Withholding.** The Company shall have the power and the right to deduct or withhold, or require a Participant to remit to the Company, an amount sufficient to satisfy Federal, state, and local taxes, domestic or foreign, required by law or regulation to be withheld with respect to any taxable event arising as a result of the Plan.

**17.2. Share Withholding.** With respect to withholding required upon the exercise of Options or SARs, upon the lapse of restrictions on Restricted Stock, or upon any other taxable event arising as a result of Awards granted hereunder, the withholding requirement shall be satisfied by the Company withholding Shares having a Fair Market Value on the date the tax is to be determined equal to the minimum statutory total tax which would be imposed on the transaction.

## **Section 18. Miscellaneous**

**18.1. Unfunded Plan.** The Plan is intended to constitute an "unfunded" plan for incentive and deferred compensation. With respect to any payments not yet made to a Participant or obligation to deliver Shares pursuant to an Award, nothing contained in the Plan or any Award shall give any such Participant any rights that are greater than those of a general creditor of the Company; provided that the Committee may authorize the creation of trusts and deposit therein cash, Shares, other Awards or other property, or make other arrangements to meet the Company's obligations under the Plan. Such trusts or other arrangements shall be consistent with the "unfunded" status of the Plan unless the Committee otherwise determines with the consent of each affected Participant. No such funding shall be established that would cause an amount to be taxable under Code Section 409A before it is received by a Participant or cause an amount to be subject to additional tax under such Section.

Page 19

---

**18.2. Forfeitures: Fractional Shares.** Unless otherwise determined by the Committee, in the event of a forfeiture of an Award with respect to which a Participant paid cash consideration, the Participant shall be repaid the amount of such cash consideration. No fractional Shares shall be issued or delivered pursuant to the Plan or any Award. The Committee shall determine whether cash, other Awards or other property shall be issued or paid in lieu of such fractional Shares or whether such fractional Shares or any rights thereto shall be forfeited or otherwise eliminated.

**18.3. Compliance with Code Section 162(m).** The Company intends that Options and SARs granted to Named Executive Officers and other Awards designated as Awards to Named Executive Officers shall constitute qualified "performance-based compensation" within the meaning of Code Section 162(m) and regulations thereunder, unless otherwise determined by the Committee at the time of allocation of an Award. Accordingly, the terms of Sections 4.2, 6, 7, 8.5, 8.6, 9 and 10, including the definitions of Named Executive Officer and other terms used therein, shall be interpreted in a manner consistent with Code Section 162(m) and regulations thereunder. The foregoing notwithstanding, because the Committee cannot determine with certainty whether a given Participant will be a Named Executive Officer with respect to a fiscal year that has not yet been completed, the Committee may, in its discretion, extend the terms of such Sections to any Participant that the Committee deems appropriate. If

any provision of the Plan or any Award Document relating to a Performance Award that is designated as intended to comply with Code Section 162(m) does not comply or is inconsistent with the requirements of Code Section 162(m) or regulations thereunder, such provision shall be construed or deemed amended to the extent necessary to conform to such requirements, and no provision shall be deemed to confer upon the Committee or any other person sole discretion to increase the amount of compensation otherwise payable in connection with any such Award upon attainment of the applicable performance objectives.

**18.4. Gender and Number; Headings.** Except where otherwise indicated by the context, any masculine term used herein also shall include the feminine; the plural shall include the singular and the singular shall include the plural. Headings are included for the convenience of reference only and shall not be used in the interpretation or construction of any such provision contained in the Plan.

**18.5. Severability.** In the event any provision of the Plan shall be held illegal or invalid for any reason, the illegality or invalidity shall not affect the remaining parts of the Plan, and the Plan shall be construed and enforced as if the illegal or invalid provision had not been included.

**18.6. Successors.** All obligations of the Company under the Plan with respect to Awards granted hereunder shall be binding on any successor to the Company, whether the existence of such successor is the result of a direct or indirect merger, consolidation, purchase of all or substantially all of the business and/or assets of the Company or otherwise.

**18.7. Requirements of Law.** The granting of Awards and the issuance of Shares under the Plan shall be subject to all applicable laws, rules, and regulations, and to such approvals by any governmental agencies or national securities exchanges as may be required.

---

Page 20

**18.8. Securities Law Compliance.** With respect to “insiders,” transactions under the Plan are intended to comply with all applicable conditions of Rule 16b-3 or its successors under the Exchange Act. To the extent any provision of the Plan or action by the Committee fails to so comply, it shall be deemed null and void, to the extent permitted by law and deemed advisable by the Committee. An “insider” includes any individual who is, on the relevant date, an officer, Director or more than 10% beneficial owner of any class of the Company’s equity securities that is registered pursuant to Section 12 of the Exchange Act, all as defined under Section 16 of the Exchange Act.

**18.9. Governing Law.** To the extent not preempted by Federal law, the Plan, and all agreements hereunder, shall be construed in accordance with and governed by the laws of the State of Illinois without regard to the conflict of law provisions thereof.

## **Section 19. Effective Date**

This Plan Restatement shall be effective January 1, 2008.

---

Page 21

**CATERPILLAR INC.  
AND ITS SUBSIDIARIES**

**COMPUTATIONS OF EARNINGS PER SHARE  
FOR THE YEARS ENDED DECEMBER 31,  
(Dollars in millions except per share data)**

	<b>2007</b>	<b>2006</b>	<b>2005</b>
Profit for the period (A):	\$ 3,541	\$ 3,537	\$2,854
Determination of shares (in millions):			
Weighted average number of common shares outstanding (B)	638.2	658.7	678.4
Shares issuable on exercise of stock awards, net of shares assumed to be purchased out of proceeds at average market price	21.3	25.1	27.4
Average common shares outstanding for fully diluted computation (C)	659.5	683.8	705.8
Profit per share of common stock:			
Assuming no dilution (A/B)	\$ 5.55	\$ 5.37	\$ 4.21
Assuming full dilution (A/C)	\$ 5.37	\$ 5.17	\$ 4.04
Shares outstanding as of December 31 (in millions)	624.0	645.8	670.9



**CATERPILLAR INC.  
AND CONSOLIDATED SUBSIDIARIES**

**COMPUTATION OF RATIOS OF EARNINGS TO FIXED CHARGES  
(Millions of dollars)**

**YEARS ENDED DECEMBER 31,**

	<u>2007</u>	<u>2006</u>	<u>2005</u>	<u>2004</u>	<u>2003</u>
Earnings <sup>(1)</sup>	\$ 4,990	\$ 4,890	\$ 3,910	\$ 2,714	\$ 1,488
Plus: Interest expense	1,420	1,297	1,028	754	720
One-third of rental expense <sup>(2)</sup>	119	105	85	74	65
Adjusted Earnings	<u>6,529</u>	<u>6,292</u>	<u>5,023</u>	<u>3,542</u>	<u>2,273</u>
<b>Fixed charges:</b>					
Interest expense	1,420	1,297	1,028	754	720
Capitalized interest	15	10	11	8	5
One-third of rental expense <sup>(2)</sup>	119	105	85	74	65
Total fixed charges	<u>\$ 1,554</u>	<u>\$ 1,412</u>	<u>\$ 1,124</u>	<u>\$ 836</u>	<u>\$ 790</u>
Ratio of earnings to fixed charges	4.2	4.5	4.5	4.2	2.9

(1) Pretax income from continuing operations before adjustment for minority interests and equity investments' profit

(2) Considered to be representative of interest factor in rental expense

## EXHIBIT 13

### CATERPILLAR INC. GENERAL AND FINANCIAL INFORMATION 2007

A-1

---

#### TABLE OF CONTENTS

[Management's Report on Internal Control Over Financial Reporting](#)

[Report of Independent Registered Public Accounting Firm](#)

[Consolidated Financial Statements](#) and [Notes](#)

[Five-year Financial Summary](#)

[Management's Discussion and Analysis \(MD&A\)](#)

[Overview](#)

[2007 Compared with 2006](#)

[Fourth Quarter 2007 Compared with Fourth Quarter 2006](#)

[2006 Compared with 2005](#)

[Glossary of Terms](#)

[Liquidity and Capital Resources](#)

[Critical Accounting Policies](#)

[Employment](#)

[Other Matters](#)

[Supplemental Consolidating Data](#)

[Outlook](#)

[Supplemental Stockholder Information](#)

[Directors and Officers](#)

A-2

---

#### MANAGEMENT'S REPORT ON INTERNAL CONTROL OVER FINANCIAL REPORTING

---

The management of Caterpillar Inc. (company) is responsible for establishing and maintaining adequate internal control over financial reporting. Our internal control over financial reporting is a process designed to provide reasonable assurance regarding the reliability of our financial reporting and the preparation of financial statements for external purposes in accordance with generally accepted accounting principles. Our internal control over financial reporting includes those policies and procedures that (i) pertain to the maintenance of records that, in reasonable detail, accurately and fairly reflect the transactions and dispositions of the assets of the company; (ii) provide reasonable assurance that transactions are recorded as necessary to permit preparation of financial statements in accordance with generally accepted accounting principles, and that receipts and expenditures of the company are being made only in accordance with authorizations of management and directors of the company; and (iii) provide reasonable assurance regarding prevention or timely detection of unauthorized acquisition, use, or disposition of the company's assets that could have a material effect on the financial statements.

Because of its inherent limitations, internal control over financial reporting may not prevent or detect misstatements. Also, projections of any evaluation of effectiveness to future periods are subject to the risk that controls may become inadequate because of changes in conditions, or that the degree of compliance with the policies or procedures may deteriorate.

Management assessed the effectiveness of the company's internal control over financial reporting as of December 31, 2007. In making this assessment, we used the criteria set forth by the Committee of Sponsoring Organizations of the Treadway Commission (COSO) in *Internal Control—Integrated Framework*. Based on our assessment we concluded that, as of December 31, 2007, the company's internal control over financial reporting was effective based on those criteria.

The effectiveness of the company's internal control over financial reporting as of December 31, 2007 has been audited by PricewaterhouseCoopers LLP, an independent registered public accounting firm. Their report appears on page A-4.

/s/ James W. Owens

James W. Owens  
Chairman of the Board  
and Chief Executive  
Officer

/s/ David B. Burritt

David B. Burritt  
Vice President and  
Chief Financial Officer

February 21, 2008

A-3

---

## REPORT OF INDEPENDENT REGISTERED PUBLIC ACCOUNTING FIRM



To the Board of Directors and Stockholders of Caterpillar Inc.:

In our opinion, the accompanying consolidated statement of financial position and the related statements of consolidated results of operations, changes in stockholders' equity, and cash flow, including pages A-5 through A-39, present fairly, in all material respects, the financial position of Caterpillar Inc. and its subsidiaries at December 31, 2007, 2006 and 2005, and the results of their operations and their cash flows for each of the three years in the period ended December 31, 2007 in conformity with accounting principles generally accepted in the United States of America. Also in our opinion, the Company maintained, in all material respects, effective internal control over financial reporting as of December 31, 2007, based on criteria established in Internal Control - Integrated Framework issued by the Committee of Sponsoring Organizations of the Treadway Commission (COSO). The Company's management is responsible for these financial statements, for maintaining effective internal control over financial reporting and for its assessment of the effectiveness of internal control over financial reporting, included in Management's Report on Internal Control Over Financial Reporting appearing on page A-3. Our responsibility is to express opinions on these financial statements and on the Company's internal control over financial reporting based on our integrated audits. We conducted our audits in accordance with the standards of the Public Company Accounting Oversight Board (United States). Those standards require that we plan and perform the audits to obtain reasonable assurance about whether the financial statements are free of material misstatement and whether effective internal control over financial reporting was maintained in all material respects. Our audits of the financial statements included examining, on a test basis, evidence supporting the amounts and disclosures in the financial statements, assessing the accounting principles used and significant estimates made by management, and evaluating the overall financial statement presentation. Our audit of internal control over financial reporting included obtaining an understanding of internal control over financial reporting, assessing the risk that a material weakness exists, and testing and evaluating the design and operating effectiveness of internal control based on the assessed risk. Our audits also included performing such other

procedures as we considered necessary in the circumstances. We believe that our audits provide a reasonable basis for our opinions.

As discussed in Note 1L to the consolidated financial statements, the Company changed the manner in which it accounts for uncertainty in income taxes in 2007. As discussed in Note 1N and 1L, respectively, the Company changed the manner in which it accounts for stock-based compensation in 2006 and the manner in which it accounts for defined benefit pension and other postretirement plans, effective December 31, 2006.

A company's internal control over financial reporting is a process designed to provide reasonable assurance regarding the reliability of financial reporting and the preparation of financial statements for external purposes in accordance with generally accepted accounting principles. A company's internal control over financial reporting includes those policies and procedures that (i) pertain to the maintenance of records that, in reasonable detail, accurately and fairly reflect the transactions and dispositions of the assets of the company; (ii) provide reasonable assurance that transactions are recorded as necessary to permit preparation of financial statements in accordance with generally accepted accounting principles, and that receipts and expenditures of the company are being made only in accordance with authorizations of management and directors of the company; and (iii) provide reasonable assurance regarding prevention or timely detection of unauthorized acquisition, use, or disposition of the company's assets that could have a material effect on the financial statements.

Because of its inherent limitations, internal control over financial reporting may not prevent or detect misstatements. Also, projections of any evaluation of effectiveness to future periods are subject to the risk that controls may become inadequate because of changes in conditions, or that the degree of compliance with the policies or procedures may deteriorate.

/s/ PricewaterhouseCoopers LLP

PricewaterhouseCoopers LLP  
Peoria, Illinois  
February 21, 2008

A-4

## CONSOLIDATED FINANCIAL STATEMENTS

STATEMENT 1	Caterpillar Inc.		
Consolidated Results of Operations for the Years Ended December 31			
(Dollars in millions except per share data)			
	2007	2006	2005
<b>Sales and revenues:</b>			
Sales of Machinery and Engines	\$ 41,962	\$ 38,869	\$ 34,006
Revenues of Financial Products	2,996	2,648	2,333
Total sales and revenues	44,958	41,517	36,339
<b>Operating costs:</b>			
Cost of goods sold	32,626	29,549	26,558
Selling, general and administrative expenses	3,821	3,706	3,190
Research and development expenses	1,404	1,347	1,084
Interest expense of Financial Products	1,132	1,023	768
Other operating expenses	1,054	971	955
Total operating costs	40,037	36,596	32,555
<b>Operating profit</b>	4,921	4,921	3,784
Interest expense excluding Financial Products	288	274	260
Other income (expense)	320	214	377

<b>Consolidated profit before taxes</b>	<b>4,953</b>	4,861	3,901
Provision for income taxes	<b>1,485</b>	1,405	1,120
Profit of consolidated companies	<b>3,468</b>	3,456	2,781
Equity in profit (loss) of unconsolidated affiliated companies	<b>73</b>	81	73
<b>Profit</b>	<b>\$ 3,541</b>	\$ 3,537	\$ 2,854
<b>Profit per common share</b>	<b>\$ 5.55</b>	\$ 5.37	\$ 4.21
<b>Profit per common share – diluted <sup>1</sup></b>	<b>\$ 5.37</b>	\$ 5.17	\$ 4.04
<b>Weighted-average common shares outstanding (millions)</b>			
- Basic	<b>638.2</b>	658.7	678.4
- Diluted <sup>1</sup>	<b>659.5</b>	683.8	705.8
<b>Cash dividends declared per common share</b>	<b>\$ 1.38</b>	\$ 1.15	\$ .96

<sup>1</sup> Diluted by assumed exercise of stock-based compensation awards, using the treasury stock method.

See accompanying notes to Consolidated Financial Statements.

A-5

<b>STATEMENT 2</b>		<b>Caterpillar Inc.</b>		
<b>Consolidated Financial Position at December 31</b>				
(Dollars in millions)				
	<b>2007</b>	<b>2006</b>	<b>2005</b>	
<b>Assets</b>				
Current assets:				
Cash and short-term investments	\$ 1,122	\$ 530	\$ 1,108	
Receivables – trade and other	8,249	8,607	7,906	
Receivables – finance	7,503	6,804	6,442	
Deferred and refundable income taxes	816	733	255	
Prepaid expenses and other current assets	583	638	2,250	
Inventories	7,204	6,351	5,224	
<b>Total current assets</b>	<b>25,477</b>	23,663	23,185	
Property, plant and equipment – net	9,997	8,851	7,988	
Long-term receivables – trade and other	685	860	1,037	
Long-term receivables – finance	13,462	11,531	10,301	
Investments in unconsolidated affiliated companies	598	562	565	
Noncurrent deferred and refundable income taxes	1,553	1,949	857	
Intangible assets	475	387	424	
Goodwill	1,963	1,904	1,451	
Other assets	1,922	1,742	1,745	
<b>Total assets</b>	<b>\$ 56,132</b>	\$ 51,449	\$ 47,553	
<b>Liabilities</b>				
Current liabilities:				
Short-term borrowings:				
Machinery and Engines	\$ 187	\$ 165	\$ 871	
Financial Products	5,281	4,990	4,698	

Accounts payable	4,723	4,085	3,412
Accrued expenses	3,178	2,923	2,617
Accrued wages, salaries and employee benefits	1,126	938	1,601
Customer advances	1,442	921	454
Dividends payable	225	194	168
Other current liabilities	951	1,145	1,012
Long-term debt due within one year:			
Machinery and Engines	180	418	340
Financial Products	4,952	4,043	4,159
Total current liabilities	22,245	19,822	19,332
Long-term debt due after one year:			
Machinery and Engines	3,639	3,694	2,717
Financial Products	14,190	13,986	12,960
Liability for postemployment benefits	5,059	5,879	3,161
Other liabilities	2,116	1,209	951
<b>Total liabilities</b>	<b>47,249</b>	<b>44,590</b>	<b>39,121</b>
<b>Commitments and contingencies (Notes 22 and 23)</b>			
<b>Stockholders' equity</b>			
Common stock of \$1.00 par:			
Authorized shares: 900,000,000			
Issued shares: (2007, 2006 and 2005 – 814,894,624) at paid-in amount	2,744	2,465	1,859
Treasury stock (2007 – 190,908,490 shares; 2006 – 169,086,448 shares and 2005 – 144,027,405 shares) at cost	(9,451)	(7,352)	(4,637)
Profit employed in the business	17,398	14,593	11,808
Accumulated other comprehensive income	(1,808)	(2,847)	(598)
<b>Total stockholders' equity</b>	<b>8,883</b>	<b>6,859</b>	<b>8,432</b>
<b>Total liabilities and stockholders' equity</b>	<b>\$ 56,132</b>	<b>\$ 51,449</b>	<b>\$ 47,553</b>

See accompanying notes to Consolidated Financial Statements.

A-6

### STATEMENT 3

Caterpillar Inc.

#### Changes in Consolidated Stockholders' Equity for the Years Ended December 31

(Dollars in millions)

	Common stock	Treasury stock	Profit employed in the business	Accumulated other comprehensive income				Total
				Foreign currency translation	Pension & other post-retirement benefits <sup>1</sup>	Derivative financial instruments	Available-for-sale securities	
<b>Balance at December 31, 2004</b>	\$ 1,231	\$ (3,277)	\$ 9,937	\$ 489	\$ (1,041)	\$ 110	\$ 18	\$ 7,467
Profit	—	—	2,854	—	—	—	—	2,854
Foreign currency translation	—	—	—	(187)	—	—	—	(187)
Minimum pension liability adjustment, net of tax of \$36	—	—	—	—	107	—	—	107
Derivative financial instruments								
Gains (losses) deferred, net of tax of \$1	—	—	—	—	—	(3)	—	(3)
(Gains) losses reclassified to earnings, net of tax of \$46	—	—	—	—	—	(89)	—	(89)
Available-for-sale securities								
Gains (losses) deferred, net of tax of \$3	—	—	—	—	—	—	3	3
(Gains) losses reclassified to earnings, net of tax of \$1	—	—	—	—	—	—	(5)	(5)



Comprehensive income								2,680
Dividends declared	—	—	(645)	—	—	—	—	(645)
Common shares issued from treasury stock for stock-based compensation: 18,912,521	156	324	—	—	—	—	—	480
Tax benefits from stock-based compensation	134	—	—	—	—	—	—	134
Shares repurchased: 33,919,200	—	(1,684)	—	—	—	—	—	(1,684)
Impact of 2-for-1 stock split	338	—	(338)	—	—	—	—	—
<b>Balance at December 31, 2005</b>	<b>1,859</b>	<b>(4,637)</b>	<b>11,808</b>	<b>302</b>	<b>(934)</b>	<b>18</b>	<b>16</b>	<b>8,432</b>
Profit	—	—	3,537	—	—	—	—	3,537
Foreign currency translation	—	—	—	169	—	—	—	169
Minimum pension liability adjustment, net of tax of \$97	—	—	—	—	229	—	—	229
Derivative financial instruments								
Gains (losses) deferred, net of tax of \$40	—	—	—	—	—	73	—	73
(Gains) losses reclassified to earnings, net of tax of \$26	—	—	—	—	—	(43)	—	(43)
Available-for-sale securities								
Gains (losses) deferred, net of tax of \$8	—	—	—	—	—	—	17	17
(Gains) losses reclassified to earnings, net of tax of \$12	—	—	—	—	—	—	(23)	(23)
Comprehensive income	—	—	—	—	—	—	—	3,959
Incremental adjustment to adopt SFAS 158, net of tax of \$1,494	—	—	—	—	(2,671)	—	—	(2,671)
Dividends declared	—	—	(752)	—	—	—	—	(752)
Common shares issued from treasury stock for stock-based compensation: 15,207,055	73	341	—	—	—	—	—	414
Stock-based compensation expense	137	—	—	—	—	—	—	137
Tax benefits from stock-based compensation	170	—	—	—	—	—	—	170
Shares repurchased: 45,608,000	—	(3,208)	—	—	—	—	—	(3,208)
Share issued for Progress Rail Services, Inc. acquisition: 5,341,902	226	152	—	—	—	—	—	378
<b>Balance at December 31, 2006</b>	<b>\$2,465</b>	<b>\$ (7,352)</b>	<b>\$ 14,593</b>	<b>\$ 471</b>	<b>\$ (3,376)</b>	<b>\$ 48</b>	<b>\$ 10</b>	<b>\$ 6,859</b>

(Continued)

A-7

**STATEMENT 3****Caterpillar Inc.****Changes in Consolidated Stockholders' Equity for the Years Ended December 31 (Continued)**

(Dollars in millions)

	Accumulated other comprehensive income							
	Common stock	Treasury stock	Profit employed in the business	Foreign currency translation	Pension & other post-retirement benefits <sup>1</sup>	Derivative financial instruments	Available-for-sale securities	Total
<b>Balance at December 31, 2006</b>	<b>\$ 2,465</b>	<b>\$ (7,352)</b>	<b>\$ 14,593</b>	<b>\$ 471</b>	<b>\$ (3,376)</b>	<b>\$ 48</b>	<b>\$ 10</b>	<b>\$ 6,859</b>
Adjustment to adopt FIN 48	—	—	141	—	—	—	—	141
Balance at January 1, 2007	2,465	(7,352)	14,734	471	(3,376)	48	10	7,000
Profit	—	—	3,541	—	—	—	—	3,541
Foreign currency translation	—	—	—	278	—	—	—	278
Pension and other postretirement benefits								
Current year actuarial gain/(loss), net of tax of \$271	—	—	—	—	537	—	—	537
Amortization of actuarial (gain)/loss, net of tax of \$123	—	—	—	—	228	—	—	228
Current year prior service cost, net of tax of \$1	—	—	—	—	(2)	—	—	(2)
Amortization of prior service cost, net of tax of \$10	—	—	—	—	17	—	—	17

Amortization of transition asset/obligation, net of tax of \$1	—	—	—	—	2	—	—	2
Derivative financial instruments								
Gains (losses) deferred, net of tax of \$27	—	—	—	—	—	51	—	51
(Gains) losses reclassified to earnings, net of tax of \$45	—	—	—	—	—	(80)	—	(80)
Available-for-sale securities								
Gains (losses) deferred, net of tax of \$8	—	—	—	—	—	—	14	14
(Gains) losses reclassified to earnings, net of tax of \$3	—	—	—	—	—	—	(6)	(6)
Comprehensive income								4,580
Dividends declared	—	—	(877)	—	—	—	—	(877)
Common shares issued from treasury stock for stock-based compensation: 11,710,958	22	306	—	—	—	—	—	328
Stock-based compensation expense	146	—	—	—	—	—	—	146
Tax benefits from stock-based compensation	167	—	—	—	—	—	—	167
Shares repurchased: 33,533,000	—	(2,405)	—	—	—	—	—	(2,405)
Stock repurchase derivative contracts	(56)	—	—	—	—	—	—	(56)
<b>Balance at December 31, 2007</b>	<b>\$ 2,744</b>	<b>\$ (9,451)</b>	<b>\$ 17,398</b>	<b>\$ 749</b>	<b>\$ (2,594)</b>	<b>\$ 19</b>	<b>\$ 18</b>	<b>\$ 8,883</b>

<sup>1</sup> Pension and other postretirement benefits includes net adjustments for unconsolidated companies of \$(9) million, \$(6) million and \$11 million, and the ending balances of \$(52) million, \$(43) million and \$(37) million for the years 2007, 2006 and 2005, respectively.

See accompanying notes to Consolidated Financial Statements.

A-8

#### STATEMENT 4

Caterpillar Inc.

#### Consolidated Statement of Cash Flow for the Years Ended December 31

(Millions of dollars)

	2007	2006	2005
<b>Cash flow from operating activities:</b>			
Profit	\$ 3,541	\$ 3,537	\$ 2,854
Adjustments for non-cash items:			
Depreciation and amortization	1,797	1,602	1,477
Other	199	197	(20)
Changes in assets and liabilities:			
Receivables – trade and other	899	(148)	(970)
Inventories	(745)	(827)	(568)
Accounts payable and accrued expenses	618	670	532
Customer advances	576	511	(26)
Other assets – net	66	(262)	(882)
Other liabilities – net	984	519	716
Net cash provided by (used for) operating activities	7,935	5,799	3,113
<b>Cash flow from investing activities:</b>			
Capital expenditures – excluding equipment leased to others	(1,700)	(1,593)	(1,201)
Expenditures for equipment leased to others	(1,340)	(1,082)	(1,214)
Proceeds from disposals of property, plant and equipment	408	572	637
Additions to finance receivables	(13,946)	(10,522)	(10,334)
Collections of finance receivables	10,985	8,094	7,057
Proceeds from sale of finance receivables	866	1,067	900
Investments and acquisitions (net of cash acquired)	(229)	(513)	(13)
Proceeds from release of security deposit	290	—	530
Proceeds from sale of available-for-sale securities	282	539	257

Investments in available-for-sale securities	(485)	(681)	(338)
Other – net	461	323	194
Net cash provided by (used for) investing activities	(4,408)	(3,796)	(3,525)
<b>Cash flow from financing activities:</b>			
Dividends paid	(845)	(726)	(618)
Common stock issued, including treasury shares reissued	328	414	482
Payment for stock repurchase derivative contracts	(56)	—	—
Treasury shares purchased	(2,405)	(3,208)	(1,684)
Excess tax benefit from stock-based compensation	155	169	—
Proceeds from debt issued (original maturities greater than three months):			
— Machinery and Engines	224	1,445	574
— Financial Products	10,815	9,824	14,000
Payments on debt (original maturities greater than three months):			
— Machinery and Engines	(598)	(839)	(654)
— Financial Products	(10,290)	(9,536)	(10,966)
Short-term borrowings (original maturities three months or less) – net	(297)	(136)	19
Net cash provided by (used for) financing activities	(2,969)	(2,593)	1,153
Effect of exchange rate changes on cash	34	12	(78)
<b>Increase (decrease) in cash and short-term investments</b>	<b>592</b>	<b>(578)</b>	<b>663</b>
Cash and short-term investments at beginning of period	530	1,108	445
Cash and short-term investments at end of period	<u>\$ 1,122</u>	<u>\$ 530</u>	<u>\$ 1,108</u>

All short-term investments, which consist primarily of highly liquid investments with original maturities of three months or less, are considered to be cash equivalents.

#### Non-cash activities:

On June 19, 2006, Caterpillar acquired 100 percent of the equity in Progress Rail Services, Inc. A portion of the acquisition was financed with 5.3 million shares of Caterpillar stock with a fair value of \$379 million as of the acquisition date. See Note 25 for further discussion.

In 2005, \$116 million of 9.375% debentures due in 2021 and \$117 million of 8.00% debentures due in 2023 were exchanged for \$307 million of 5.30% debentures due in 2035 and \$23 million of cash. The \$23 million of cash is included in payments on debt.

See accompanying notes to Consolidated Financial Statements.

## NOTES TO CONSOLIDATED FINANCIAL STATEMENTS

### 1. Operations and summary of significant accounting policies

#### A. Nature of Operations

We operate in three principal lines of business:

- (1) **Machinery**— A principal line of business which includes the design, manufacture, marketing and sales of construction, mining and forestry machinery—track and wheel tractors, track and wheel loaders, pipelayers, motor graders, wheel tractor-scrappers, track and wheel excavators, backhoe loaders, log skidders, log loaders, off-highway trucks, articulated trucks, paving products, skid steer loaders and related parts. Also includes logistics services for other companies and the design, manufacture, remanufacture, maintenance and services of rail-related products.
- (2) **Engines**— A principal line of business including the design, manufacture, marketing and sales of engines for Caterpillar machinery; electric power generation systems; on-highway vehicles and locomotives; marine, petroleum, construction, industrial, agricultural and other applications; and related parts. Also includes remanufacturing of

Caterpillar engines and a variety of Caterpillar machine and engine components and remanufacturing services for other companies. Reciprocating engines meet power needs ranging from 5 to 21,500 horsepower (4 to over 16 000 kilowatts). Turbines range from 1,600 to 20,500 horsepower (1 200 to 15 000 kilowatts).

- (3) **Financial Products**— A principal line of business consisting primarily of Caterpillar Financial Services Corporation (Cat Financial), Caterpillar Insurance Holdings, Inc. (Cat Insurance), Caterpillar Power Ventures Corporation (Cat Power Ventures) and their respective subsidiaries. Cat Financial provides a wide range of financing alternatives to customers and dealers for Caterpillar machinery and engines, Solar gas turbines as well as other equipment and marine vessels. Cat Financial also extends loans to customers and dealers. Cat Insurance provides various forms of insurance to customers and dealers to help support the purchase and lease of our equipment. Cat Power Ventures is an investor in independent power projects using Caterpillar power generation equipment and services.

Our Machinery and Engines operations are highly integrated. Throughout the Notes, Machinery and Engines represents the aggregate total of these principal lines of business.

Our products are sold primarily under the brands "Caterpillar," "Cat," "Solar Turbines," "MaK," "Perkins," "FG Wilson" and "Olympian."

We conduct operations in our Machinery and Engines lines of business under highly competitive conditions, including intense price competition. We place great emphasis on the high quality and performance of our products and our dealers' service support. Although no one competitor is believed to produce all of the same types of machines and engines that we do, there are numerous companies, large and small, which compete with us in the sale of each of our products.

Machines are distributed principally through a worldwide organization of dealers (dealer network), 53 located in the United States and 128 located outside the United States. Worldwide, these dealers serve 182 countries and operate 3,645 places of business, including 1,606 dealer rental outlets. Reciprocating engines are sold principally through the dealer network and to other manufacturers for use in products manufactured by them. Some of the reciprocating engines manufactured by Perkins are also sold through a worldwide network of 132 distributors located in 181 countries along with 3,500 supporting dealers. The FG Wilson branded electric power generation systems are sold through a worldwide network of 200 dealers located in 180 countries. Our dealers do not deal exclusively with our products; however, in most cases sales and servicing of our products are the dealers' principal business. Turbines and large medium speed reciprocating engines are sold through sales forces employed by the company. At times, these employees are assisted by independent sales representatives.

Manufacturing activities of the Machinery and Engines lines of business are conducted in 95 plants in the United States; 12 in the United Kingdom; nine in Italy; eight in Mexico; seven in China; five in France; four in Canada; three each in Australia, Brazil, India, The Netherlands, Northern Ireland and Poland; two each in Germany, Indonesia and Japan; and one each in Belgium, Hungary, Malaysia, Nigeria, Russia, Scotland, South Africa, Switzerland and Tunisia. Thirteen parts distribution centers are located in the United States and 14 are located outside the United States.

The Financial Products line of business also conducts operations under highly competitive conditions. Financing for users of Caterpillar products is available through a variety of competitive sources, principally commercial banks and finance and leasing companies. We emphasize prompt and responsive service to meet customer requirements and offer various financing plans designed to increase the opportunity for sales of our products and generate financing income for our company. Financial Products activity is conducted primarily in the United States, with additional offices in Asia, Australia, Canada, Europe and Latin America.

## **B. Basis of consolidation**

The financial statements include the accounts of Caterpillar Inc. and its subsidiaries. Investments in companies that are owned 20% to 50% or are less than 20% owned and for which we have significant influence are accounted for by the equity method (see Note 11). We consolidate all variable interest entities where Caterpillar Inc. is the primary beneficiary.

Certain amounts for prior years have been reclassified to conform with the current-year financial statement presentation.

Shipping and handling costs are included in Cost of goods sold in Statement 1. Other operating expense primarily includes Cat Financial's depreciation of equipment leased to others, Cat Insurance's underwriting expenses, gains (losses) on disposal of long-lived assets and long-lived asset impairment charges.

Prepaid expenses and other current assets in Statement 2 include prepaid rent, prepaid insurance and other prepaid items. In addition, at December 31, 2006, this line included a security deposit of \$249 million related to a deposit obligation due in 2007 (see Note 16 for further discussion). At December 31, 2005 prepaid expenses related to our pension plans of \$1.95 billion were also included in this line. No such prepaid pension asset existed at December 31, 2007 or 2006 as a result of our adoption of SFAS 158, "Employers' Accounting for Defined Benefit Pension and Other Postretirement Plans." See Notes 1L and 14 for further discussion.

### C. Sales and revenue recognition

Sales of Machinery and Engines are generally recognized when title transfers and the risks and rewards of ownership have passed to customers or independently owned and operated dealers. Typically, where product is produced and sold in the same country, title and risk of ownership transfer when the product is shipped. Products that are exported from a country for sale typically pass title and risk of ownership at the border of the destination country.

No right of return exists on sales of equipment. Replacement part returns are estimable and accrued at the time a sale is recognized.

We provide discounts to dealers and original equipment manufacturers (OEM) through merchandising programs that are administered by our marketing profit centers. We have numerous programs that are designed to promote the sale of our products. The most common dealer programs provide a discount when the dealer sells a product to a targeted end user. OEM programs provide discounts designed to encourage the use of our engines. The cost of these discounts is estimated based on historical experience and known changes in merchandising programs and is reported as a reduction to sales when the product sale is recognized.

Our standard invoice terms are established by marketing region. When a sale is made to a dealer, the dealer is responsible for payment even if the product is not sold to an end customer and must make payment within the standard terms to avoid interest costs. Interest at or above prevailing market rates is charged on any past due balance. Our policy is to not forgive this interest. In 2007, 2006 and 2005 terms were extended to not more than one year for \$219 million, \$49 million and \$287 million of receivables, respectively. For 2007, 2006 and 2005, these amounts represent less than 1% of consolidated sales.

Sales with payment terms of two months or more were as follows:

Payment Terms (months)	(Dollars in millions)					
	2007		2006		2005	
	Sales	Percent of Sales	Sales	Percent of Sales	Sales	Percent of Sales
2	\$ 1,747	4.2%	\$ 1,481	3.8%	\$ 261	0.8%
3	2,047	4.9%	636	1.6%	548	1.6%
4	524	1.2%	336	0.9%	262	0.8%
5	964	2.3%	1,228	3.2%	916	2.7%
6	4,499	10.7%	8,516	21.9%	8,147	23.9%
7-12	240	0.6%	272	0.7%	345	1.0%
	<b>\$ 10,021</b>	<b>23.9%</b>	<b>\$ 12,469</b>	<b>32.1%</b>	<b>\$ 10,479</b>	<b>30.8%</b>

We establish a bad debt allowance for Machinery and Engines receivables when it becomes probable that the receivable will not be collected. Our allowance for bad debts is not significant. In 2006, we wrote off approximately \$70 million of receivables in conjunction with settlement of various legal disputes with Navistar International Corporation. No significant write-offs of Machinery and Engines receivables were made during 2007 or 2005.

Revenues of Financial Products primarily represent the following Cat Financial revenues:

- Retail (end-customer) finance revenue on finance leases and installment sale contracts is recognized over the term of the contract at a constant rate of return on the scheduled outstanding principal balance. Revenue on retail notes is recognized based on the daily balance of retail receivables outstanding and the applicable effective interest rate.
- Operating lease revenue is recorded on a straight-line basis in the period earned over the life of the contract.
- Wholesale (dealer) finance revenue on installment contracts and finance leases is recognized over the term of the contract at a constant rate of return on the scheduled outstanding principal balance. Revenue on wholesale notes is recognized based on the daily balance of wholesale receivables outstanding and the applicable effective interest rate.
- Loan origination and commitment fees are deferred and then amortized to revenue using the interest method over the life of the finance receivables.

Recognition of income is suspended when collection of future income is not probable. Accrual is resumed, and previously suspended income is recognized, when the receivable becomes contractually current and/or collection doubts are removed. Cat Financial provides wholesale inventory financing to dealers. See Notes 7 and 8 for more information.

Sales and revenue recognition items are presented net of sales and other related taxes.

#### **D. Inventories**

Inventories are stated at the lower of cost or market. Cost is principally determined using the last-in, first-out (LIFO) method. The value of inventories on the LIFO basis represented about 75% of total inventories at December 31, 2007 and 2006, and about 80% of total inventories at December 31, 2005.

If the FIFO (first-in, first-out) method had been in use, inventories would have been \$2,617 million, \$2,403 million and \$2,345 million higher than reported at December 31, 2007, 2006 and 2005, respectively.

#### **E. Securitized receivables**

We periodically sell finance receivables in securitization transactions. When finance receivables are securitized, we retain interests in the receivables in the form of interest-only strips, servicing rights, cash reserve accounts and subordinated certificates. The retained interests are recorded in "Other assets" at fair value. We estimate fair value based on the present value of future expected cash flows using key assumptions for credit losses, prepayment speeds and discount rates. See Note 8 for more information.

#### **F. Depreciation and amortization**

Depreciation of plant and equipment is computed principally using accelerated methods. Depreciation on equipment leased to others, primarily for Financial Products, is computed using the straight-line method over the term of the lease. The depreciable basis is the original cost of the equipment less the estimated residual value of the equipment at the end of the lease term. In 2007, 2006 and 2005, Cat Financial depreciation on equipment leased to others was \$671 million, \$631 million and \$615 million, respectively, and was included in "Other operating expenses" in Statement 1. In 2007, 2006 and 2005 consolidated depreciation expense was \$1,725 million, \$1,554 million and \$1,444 million, respectively. Amortization of purchased intangibles is computed principally using the straight-line method, generally not to exceed a period of 20 years.

#### **G. Foreign currency translation**

The functional currency for most of our Machinery and Engines consolidated companies is the U.S. dollar. The functional currency for most of our Financial Products and equity basis companies is the respective local currency. Gains and losses resulting from the translation of foreign currency amounts to the functional currency are included in "Other income (expense)" in Statement 1. Gains and losses resulting from translating assets and liabilities from the functional currency to U.S. dollars are included in "Accumulated other comprehensive income" in Statement 2.



## H. Derivative financial instruments

Our earnings and cash flow are subject to fluctuations due to changes in foreign currency exchange rates, interest rates and commodity prices. In addition, the amount of Caterpillar stock that can be repurchased under our stock repurchase program is impacted by movements in the price of the stock. Our Risk Management Policy (policy) allows for the use of derivative financial instruments to prudently manage foreign currency exchange rate, interest rate, commodity price and Caterpillar stock price exposures. Our policy specifies that derivatives are not to be used for speculative purposes. Derivatives that we use are primarily foreign currency forward and option contracts, interest rate swaps and commodity forward and option contracts. Our derivative activities are subject to the management, direction and control of our senior financial officers. Risk management practices, including the use of financial derivative instruments, are presented to the Audit Committee of the Board of Directors at least annually.

Payments for stock repurchase derivatives are accounted for as a reduction in stockholders' equity. All other derivatives are recognized on the Consolidated Financial Position at their fair value. On the date the derivative contract is entered, we designate the derivative as (1) a hedge of the fair value of a recognized liability ("fair value" hedge), (2) a hedge of a forecasted transaction or the variability of cash flow to be paid ("cash flow" hedge), or (3) an "undesignated" instrument. Changes in the fair value of a derivative that is qualified, designated and highly effective as a fair value hedge, along with the gain or loss on the hedged liability that is attributable to the hedged risk, are recorded in current earnings. Changes in the fair value of a derivative that is qualified, designated and highly effective as a cash flow hedge are recorded in other comprehensive income until earnings are affected by the forecasted transaction or the variability of cash flow and are then reported in current earnings. Changes in the fair value of undesignated derivative instruments and the ineffective portion of designated derivative instruments are reported in current earnings. Cash flows from designated derivative financial instruments are classified within the same category as the item being hedged on the Consolidated Statement of Cash Flow. Cash flows from undesignated derivative financial instruments are included in the investing category on the Consolidated Statement of Cash Flow.

We formally document all relationships between hedging instruments and hedged items, as well as the risk-management objective and strategy for undertaking various hedge transactions. This process includes linking all derivatives that are designated as fair value hedges to specific liabilities on the Consolidated Financial Position and linking cash flow hedges to specific forecasted transactions or variability of cash flow.

We also formally assess, both at the hedge's inception and on an ongoing basis, whether the derivatives that are used in hedging transactions are highly effective in offsetting changes in fair values or cash flow of hedged items. When it is determined that a derivative is not highly effective as a hedge or that it has ceased to be a highly effective hedge, we discontinue hedge accounting prospectively, in accordance with Statement of Financial Accounting Standards No. 133 (SFAS 133), "Accounting for Derivative Instruments and Hedging Activities." See Note 3 for more information.

## I. Impairment of available-for-sale securities

Available-for-sale securities are reviewed monthly to identify market values below cost of 20% or more. If a decline for a debt security is in excess of 20% for six months, the investment is evaluated to determine if the decline is due to general declines in the marketplace or if the investment has been impaired and should be written down to market value pursuant to Statement of Financial Accounting Standards No. 115 (SFAS 115), "Accounting for Certain Investments in Debt and Equity Securities." After the six-month period, debt securities with declines from cost in excess of 20% are evaluated monthly for impairment. For equity securities, if a decline from cost of 20% or more continues for a 12-month period, an other than temporary impairment is recognized without continued analysis.

## J. Income taxes

The provision for income taxes is determined using the asset and liability approach for accounting for income taxes in accordance with Statement of Financial Accounting Standards No. 109 (SFAS 109), "Accounting for Income Taxes." Tax laws require items to be included in tax filings at different times than the items are reflected in the financial statements. A current liability is recognized for the estimated taxes payable for the current year. Deferred taxes represent the future tax consequences expected to occur when the reported amounts of assets and liabilities are recovered or paid. Deferred taxes are adjusted for enacted changes in tax rates and tax laws. Valuation allowances are recorded to reduce deferred tax assets when it is more likely than not that a tax benefit will not be realized.

## K. Estimates in financial statements

The preparation of financial statements in conformity with accounting principles generally accepted in the United States of America requires management to make estimates and assumptions that affect reported amounts. The more significant estimates include: residual values for leased assets, fair market values for goodwill impairment tests, warranty liability, stock-based compensation and reserves for product liability and insurance losses, postemployment benefits, post-sale discounts, credit losses and income taxes.

## L. New accounting standards

**SFAS 155** – In February 2006, the FASB issued Statement of Financial Accounting Standards No. 155 (SFAS 155), “Accounting for Certain Hybrid Financial Instruments – an amendment of FASB Statements No. 133 and 140.” SFAS 155 allows financial instruments that have embedded derivatives to be accounted for as a whole, eliminating the need to separate the derivative from its host, if the holder elects to account for the whole instrument on a fair value basis. This new accounting standard was effective January 1, 2007. The adoption of SFAS 155 did not have a material impact on our financial statements.

A-12

**SFAS 156** – In March 2006, the FASB issued Statement of Financial Accounting Standards No. 156 (SFAS 156), “Accounting for Servicing of Financial Assets – an amendment of FASB Statement No. 140.” SFAS 156 requires that all separately recognized servicing rights be initially measured at fair value, if practicable. In addition, this Statement permits an entity to choose between two measurement methods (amortization method or fair value measurement method) for each class of separately recognized servicing assets and liabilities. This new accounting standard was effective January 1, 2007. The adoption of SFAS 156 did not have a material impact on our financial statements.

**FIN 48** – In July 2006, the FASB issued FIN 48 “Accounting for Uncertainty in Income Taxes – an interpretation of FASB Statement No. 109” to create a single model to address accounting for uncertainty in tax positions. FIN 48 clarifies that a tax position must be more likely than not of being sustained before being recognized in the financial statements. As required, we adopted the provisions of FIN 48 as of January 1, 2007. The following table summarizes the effect of the initial adoption of FIN 48. See Note 5 for additional information.

### Initial adoption of FIN 48

(Millions of dollars)	January 1, 2007		January 1, 2007
	Prior to FIN 48	FIN 48	Post FIN 48
	Adjustment	Adjustment	Adjustment
Deferred and refundable income taxes	\$ 733	\$ 82	\$ 815
Noncurrent deferred and refundable income taxes	1,949	211	2,160
Other current liabilities	1,145	(530)	615
Other liabilities	1,209	682	1,891
Profit employed in the business	14,593	141	14,734

**SFAS 157** – In September 2006, the FASB issued Statement of Financial Accounting Standards No. 157 (SFAS 157), “Fair Value Measurements.” SFAS 157 provides a common definition of fair value and a framework for measuring assets and liabilities at fair values when a particular standard prescribes it. In addition, the Statement expands disclosures about fair value measurements. In February 2008, the FASB issued final Staff Positions that will (1) defer the effective date of this Statement for one year for certain nonfinancial assets and nonfinancial liabilities and (2) remove certain leasing transactions from the scope of the Statement. We will apply this new accounting standard to all other fair value measurements effective January 1, 2008. We do not expect the adoption to have a material impact on our financial statements.

**SFAS 158** – In September 2006, the FASB issued Statement of Financial Accounting Standards No. 158 (SFAS 158), “Employers’ Accounting for Defined Benefit Pension and Other Postretirement Plans – an amendment of FASB Statements No. 87, 88, 106 and 132(R).” SFAS 158 requires recognition of the overfunded or underfunded status of pension and other postretirement benefit plans on the balance sheet. Under SFAS 158, gains and losses, prior service costs and credits and any remaining transition amounts under SFAS 87 and SFAS 106 that have not yet been recognized through net periodic benefit cost are recognized in accumulated other comprehensive income (loss), net of tax effects, until they are amortized as a component of net periodic benefit cost. Also, the measurement date – the date at which the benefit obligation and plan assets are measured – is required to be the company’s fiscal year-end.

As required by SFAS 158, we adopted the balance sheet recognition provisions at December 31, 2006, and will adopt the year-end measurement date in 2008. We do not expect the adoption of the year-end measurement date will have a material impact on our financial statements. SFAS 87 required the recognition of an additional minimum liability (AML) if the market value of plan assets was less than the accumulated benefit obligation at the end of the measurement date. The AML was eliminated upon the adoption of SFAS 158. The following summarizes the effect of the required changes in the AML, as well as the impact of the initial adoption of SFAS 158, as of December 31, 2006. See Note 14 for additional information regarding postemployment benefits.

#### Initial adoption of SFAS 158

(Millions of dollars)	December 31, 2006		December 31, 2006	
	Prior to AML and SFAS 158 Adjustments	AML Adjustment per SFAS 87	SFAS 158 Adjustment	Post AML and SFAS 158 Adjustments
Prepaid expenses and other current assets	\$ 2,467	\$ —	\$ (1,829)	\$ 638
Investments in unconsolidated affiliated companies	568	—	(6)	562
Deferred income taxes	552	(97)	1,494	1,949
Intangible assets	639	(60)	(192)	387
Accrued wages, salaries and employee benefits	1,440	—	(502)	938
Liability for postemployment benefits	3,625	(386)	2,640	5,879
Accumulated other comprehensive income	(405)	229	(2,671)	(2,847)

**SFAS 159** – In February 2007, the FASB issued Statement of Financial Accounting Standards No. 159 (SFAS 159), “The Fair Value Option for Financial Assets & Financial Liabilities – including an amendment of SFAS No. 115.” SFAS 159 will create a fair value option under which an entity may irrevocably elect fair value as the initial and subsequent measurement attribute for certain financial assets and liabilities on a contract by contract basis, with changes in fair values recognized in earnings as these changes occur. SFAS 159 will become effective for fiscal years beginning after November 15, 2007. We will adopt this new accounting standard on January 1, 2008. We do not expect the adoption to have a material impact on our financial statements.

**SFAS 141R & SFAS 160** – In December 2007, the FASB issued Statement of Financial Accounting Standards No. 141 (revised 2007) (SFAS 141R), “Business Combinations,” and No. 160 (SFAS 160), “Noncontrolling Interests in Consolidated Financial Statements, an amendment of ARB No. 51”. SFAS 141R requires the acquiring entity in a business combination to recognize the assets acquired and liabilities assumed. Further, SFAS 141R also changes the accounting for acquired in-process research and development assets, contingent consideration, partial acquisitions and transaction costs. Under SFAS 160, all entities are required to report noncontrolling (minority) interests in subsidiaries as equity in the consolidated financial statements. In addition, transactions between an entity and noncontrolling interests will be treated as equity transactions. SFAS 141R and SFAS 160 will become effective for fiscal years beginning after December 15, 2008. We will adopt these new accounting standards on January 1, 2009. We are currently reviewing the impact of SFAS 141R and SFAS 160 on our financial statements and expect to complete this evaluation in 2008.

#### M. Goodwill

Goodwill represents the excess of the cost of an acquisition over the fair value of the net assets acquired. We account for goodwill in accordance with Statement of Financial Accounting Standards No. 142 "Goodwill and Other Intangible Assets," which requires that we test goodwill for impairment annually and when events or circumstances indicate the fair value of a reporting unit may be below its carrying value. We perform our annual goodwill impairment testing in September. Goodwill is reviewed for impairment utilizing a two-step process. The first step requires us to identify the reporting units and compare the fair value of each reporting unit, which we compute using a discounted cash flow analysis, to the respective carrying value, which includes goodwill. If the carrying value is higher than the fair value, there is an indication that an impairment may exist. In step two, the implied fair value of goodwill is calculated as the excess of the fair value of a reporting unit over the fair values assigned to its assets and liabilities. If the implied fair value of goodwill is less than the carrying value of the reporting unit's goodwill, the difference is recognized as an impairment loss.

## N. Stock-based compensation

On January 1, 2006, we adopted Statement of Financial Accounting Standards No. 123 (revised 2004) (SFAS 123R), "Share-Based Payment" using the modified prospective transition method. SFAS 123R requires all stock-based payments to be recognized in the financial statements based on the grant date fair value of the award. Under the modified prospective transition method, we are required to record stock-based compensation expense for all awards granted after the date of adoption and for the unvested portion of previously granted awards outstanding as of the date of adoption. In accordance with the modified prospective transition method, our Consolidated Financial Statements for prior periods have not been restated to reflect, and do not include, the impact of SFAS 123R. See Note 2 for additional information regarding stock-based compensation.

Prior to the adoption of SFAS 123R, we used the intrinsic value method of accounting for stock-based employee compensation in accordance with Accounting Principles Board Opinion No. 25, "Accounting for Stock Issued to Employees." Under the intrinsic value method no compensation expense was recognized in association with our stock awards. The following table illustrates the effect on profit and profit per share if we had applied SFAS 123R for the 2005 grant using the lattice-based option-pricing model:

	Year ended December 31, 2005
<b>(Dollars in millions except per share data)</b>	
Profit, as reported	\$ 2,854
Deduct: Total stock-based compensation expense determined under fair value based method for all awards, net of related tax effects	(135)
Pro forma profit	\$ 2,719
Profit per share of common stock:	
As reported:	
Basic	\$ 4.21
Diluted	\$ 4.04
Pro forma:	
Basic	\$ 4.01
Diluted	\$ 3.85

## 2. Stock-based compensation

### Stock Incentive Plans

In 1996, stockholders approved the Stock Option and Long-Term Incentive Plan (the 1996 Plan), which expired in April of 2006. The 1996 Plan reserved 144 million shares of common stock for issuance (128 million under this plan and 16 million under prior plans). On June 14, 2006, stockholders approved the 2006 Caterpillar Long-Term Incentive Plan (the 2006 Plan). The 2006 non-employee Directors' grant was issued from this plan. The 2006 Plan reserves 37.6 million shares for issuance (20 million under the 2006 Plan and 17.6 million transferred from the 1996 Plan). The plans primarily provide for the granting of stock options, stock-settled stock appreciation rights (SARs) and restricted stock units (RSUs) to Officers and other key employees, as well as non-employee Directors. Stock options permit a holder to buy Caterpillar stock at the stock's price when the option was granted. SARs permit a holder the right to receive the value in shares of the appreciation in Caterpillar stock that occurred from the date the right was granted up to the date of exercise. A restricted stock unit (RSU) is an agreement to issue shares of Caterpillar stock at the time of vesting.

Our long-standing practices and policies specify all stock-based compensation awards are approved by the Compensation Committee (the Committee) of the Board of Directors on the date of grant. The stock-based award approval process specifies the number of awards granted, the terms of the award and the grant date. The same terms and conditions are consistently applied to all employee grants, including Officers. The Committee approves all individual Officer grants. The number of stock-based compensation awards included in an individual's award is determined based on the methodology approved by the Committee. Prior to 2007, the terms of the 1996 Stock Option and Long-Term Incentive Plan (which expired in April of 2006) provided for the exercise price methodology to be the average of the high and low price of our stock on

the date of grant. In 2007, under the terms of the Caterpillar Inc. 2006 Long-Term Incentive Plan (approved by stockholders in June of 2006), the Compensation Committee approved the exercise price methodology to be the closing price of the Company stock on the date of the grant.

Common stock issued from Treasury stock under the plans totaled 11,710,958 for 2007, 15,207,055 for 2006 and 18,912,521 for 2005.

In order to better align our employee stock option program with the overall market, the number of options granted in 2005 was significantly reduced from the previous year. In response to this decrease, we elected to immediately vest the 2005 grant. In order to further align our stock award program with the overall market, we adjusted our 2006 grant by reducing the overall number of employee awards granted and utilizing a mix of SARs and option awards. In 2007 to further align our stock award program with the overall market, we adjusted our 2007 grant by reducing the overall number of employee awards and utilizing RSUs in addition to the SARs and option awards. RSUs were granted to 3,300 employees with a 2007 compensation cost of \$19 million. The 2007 and 2006 awards generally vest three years after the date of grant. At grant, SARs and option awards have a term life of ten years. Upon separation from service, if the participant is 55 years of age or older with more than ten years of service, the participant meets the criteria for a "Long Service Separation". If the "Long Service Separation" criteria are met, the vested options/SARs will have a life that is the lesser of 10 years from the original grant date or five years from the separation date.

Our stock-based compensation plans allow for the immediate vesting upon separation for employees who meet the criteria for a "Long Service Separation" and who have fulfilled the requisite service period of six months. Prior to the adoption of SFAS 123R, compensation expense for awards associated with these employees had been recognized in the pro forma net profit over the nominal vesting period. With the adoption of SFAS 123R, compensation expense is now recognized over the period from the grant date to the end date of the requisite service period for employees who meet the immediate vesting upon retirement requirements. For those employees who become eligible for immediate vesting upon retirement subsequent to the requisite service period and prior to the completion of the vesting period, compensation expense is recognized over the period from grant date to the date eligibility is achieved. Application of the nominal vesting period for these employees for the year ended December 31, 2005 decreased pro forma profit by \$13 million.

SFAS 123R requires companies to estimate the fair value of options/SARs on the date of grant using an option-pricing model. In 2007, 2006 and 2005, the fair value of the option/SAR grant was estimated using a lattice-based option-pricing model. The lattice-based option-pricing model considers a range of assumptions related to volatility, risk-free interest rate and historical employee behavior. Expected volatility was based on historical and current implied volatilities from traded options on our stock. The risk-free rate was based on U.S. Treasury security yields at the time of grant. The weighted-average dividend yield was based on historical information. The expected life was determined from the lattice-based model. The lattice-based model incorporated exercise and post vesting forfeiture assumptions based on analysis of historical data. The following table provides the assumptions used in determining the fair value of the stock-based awards for the years ended December 31, 2007, 2006 and 2005, respectively.

	Grant Year		
	2007	2006	2005
Weighted-average dividend yield	1.68%	1.79%	2.11%
Weighted-average volatility	26.04%	26.79%	26.48%
Range of volatilities	26.03-26.62%	26.56-26.79%	21.99-26.65%
Range of risk-free interest rates	4.40-5.16%	4.34-4.64%	2.38-4.29%
Weighted-average expected lives	8 years	8 years	7 years

The fair value of the RSU grant was determined by reducing the stock price on the day of grant by the present value of the estimated dividends to be paid during the vesting period. The estimated dividends are based on Caterpillar's weighted-average dividend yield.



The amount of stock-based compensation expense capitalized for the years ended December 31, 2007 and 2006 did not have a significant impact on our financial statements. Prior to our adoption of SFAS 123R, stock-based compensation was not capitalized in our pro forma disclosure.

At December 31, 2007, there was \$121 million of total unrecognized compensation cost from stock-based compensation arrangements granted under the plans, which is related to non-vested stock-based awards. The compensation expense is expected to be recognized over a weighted-average period of approximately 1.8 years.

Please refer to Tables I and II below for additional information on our stock-based awards.

The following table summarizes the effect of the adoption of SFAS 123R:

<b>(Dollars in millions except per share data)</b>	2006
Stock-based compensation expense, before tax	\$ 137
Stock-based compensation expense, after tax	\$ 92
Income tax benefit recognized in net income	\$ 45
Decrease in profit per share of common stock, basic	\$ .14
Decrease in profit per share of common stock, diluted	\$ .09

In 2007, before tax stock-based compensation expense was \$146 million with a corresponding income tax benefit of \$48 million.

In accordance with Staff Accounting Bulletin No. 107 "Share-based payment," we classify stock-based compensation within cost of goods sold, selling, general and administrative expenses and research and development expenses corresponding to the same line item as the cash compensation paid to respective employees, officers and non-employee directors. We do not allocate stock-based compensation to reportable segments.

We currently use shares that have been repurchased through our stock repurchase program to satisfy share award exercises.

A-15

**TABLE I—Financial Information Related to Stock-based Compensation**

	2007		2006		2005	
	Shares	Weighted-Average Exercise Price	Shares	Weighted-Average Exercise Price	Shares	Weighted-Average Exercise Price
<b>Stock Options/SARs activity:</b>						
Outstanding at beginning of year	68,880,667	\$ 38.60	74,860,582	\$ 32.23	82,448,348	\$ 28.80
Granted to officers and key employees <sup>1</sup>	4,350,974	\$ 63.04	9,720,340	\$ 72.05	12,565,872	\$ 45.64
Granted to outside directors <sup>1</sup>	75,829	\$ 63.04	91,000	\$ 66.77	104,000	\$ 44.90
Exercised	(12,062,847)	\$ 29.41	(15,491,627)	\$ 28.66	(20,086,770)	\$ 26.68
Forfeited / expired	(388,769)	\$ 41.64	(299,628)	\$ 54.13	(170,868)	\$ 24.31
Outstanding at end of year	60,855,854	\$ 42.18	68,880,667	\$ 38.60	74,860,582	\$ 32.23
Exercisable at year-end	47,533,561	\$ 34.65	59,374,295	\$ 33.27	69,848,250	\$ 32.58
<b>RSUs activity:</b>						
Outstanding at beginning of year	N/A <sup>2</sup>		N/A		N/A	



Granted to officers and key employees	1,282,020	N/A	N/A
Granted to outside directors	—	N/A	N/A
Vested	(9,715)	N/A	N/A
Forfeited	(18,979)	N/A	N/A
Outstanding at end of year	1,253,326	N/A	N/A

**Stock options/SARs outstanding and exercisable:**

Exercise Prices	Outstanding				Exercisable			
	# Outstanding at 12/31/07	Weighted-Average Remaining Contractual Life (Years)	Weighted-Average Exercise Price	Aggregate Intrinsic Value <sup>3</sup>	# Outstanding at 12/31/07	Weighted-Average Remaining Contractual Life (Years)	Weighted-Average Exercise Price	Aggregate Intrinsic Value <sup>3</sup>
\$ 19.20 - 22.76	2,181,292	2.47	\$ 19.35	\$ 117	2,181,292	2.47	\$ 19.35	\$ 117
\$ 25.36 - 26.77	8,538,360	4.08	\$ 25.91	403	8,538,360	4.08	\$ 25.91	403
\$ 27.14 - 29.43	10,357,302	5.10	\$ 27.21	475	10,357,302	5.10	\$ 27.21	475
\$ 31.17 - 45.64	25,876,740	6.35	\$ 40.97	830	25,876,740	6.35	\$ 40.97	830
\$ 63.04 - 72.05	13,902,160	8.47	\$ 69.17	54	579,867	8.18	\$ 71.64	1
	60,855,854		\$ 42.18	\$ 1,879	47,533,561		\$ 34.65	\$ 1,826

<sup>1</sup> Of the 4,426,803 awards granted during the year ended December 31, 2007, 4,195,188 were SARs. Of the 9,811,340 awards granted during the year ended December 31, 2006, 9,479,534 were SARs.

<sup>2</sup> 2007 was the first year stock-based compensation awards included RSUs.

<sup>3</sup> The difference between a stock award's exercise price and the underlying stock's market price at December 31, 2007, for awards with market price greater than the exercise price. Amounts are in millions of dollars.

The computations of weighted-average exercise prices and aggregate intrinsic values are not applicable to RSUs since an RSU is released to the employee on the date it vests. At December 31, 2007, there were 1,253,326 outstanding RSUs with a weighted average remaining contractual life of 2.2 years.

**TABLE II— Additional Stock-based Award Information**

(Dollars in millions except per share data)	2007	2006	2005
<b>Stock Options/SARs activity:</b>			
Weighted-average fair value per share of stock awards granted	\$ 20.73	\$ 23.44	\$ 11.95
Intrinsic value of stock awards exercised	\$ 547	\$ 637	\$ 501
Fair value of shares vested	\$ 14	\$ 40	\$ 228
Cash received from stock awards exercised	\$ 322	\$ 411	\$ 478
<b>RSUs activity:</b>			
Weighted-average fair value per share of stock awards granted	\$ 59.94	N/A	N/A
Fair value of shares vested	\$ 1	N/A	N/A

In November 2005, the FASB issued FASB Staff Position No. FAS 123R-3 "Transition Election Related to Accounting for Tax Effects of Share-Based Payment Awards." In the third quarter of 2006, we elected to adopt the alternative transition method provided in the FASB Staff Position for calculating the tax effects of stock-based compensation. The alternative transition method includes simplified methods to determine the beginning balance of the additional paid-in capital (APIC) pool related to the tax effects of stock-based compensation, and to determine the subsequent impact on the APIC pool

and the Statement of Cash Flow of the tax effects of stock-based awards that were fully vested and outstanding upon the adoption of SFAS 123R.

The tax benefits realized from stock awards exercised for December 31, 2007, 2006 and 2005 were \$167 million, \$170 million and \$134 million, respectively. We use the direct only method and tax law ordering approach to calculate the tax effects of stock-based compensation. In certain jurisdictions, tax deductions for exercises of stock-based awards did not generate a cash benefit. A tax benefit of approximately \$20 million will be recorded in APIC when these deductions reduce our future income taxes payable.

### 3. Derivative financial instruments and risk management

#### A. Foreign currency exchange rate risk

Foreign currency exchange rate movements create a degree of risk by affecting the U.S. dollar value of sales made and costs incurred in foreign currencies. Movements in foreign currency rates also affect our competitive position as these changes may affect business practices and/or pricing strategies of non-U.S.-based competitors. Additionally, we have balance sheet positions denominated in foreign currency, thereby creating exposure to movements in exchange rates.

Our Machinery and Engines operations purchase, manufacture and sell products in many locations around the world. As we have a diversified revenue and cost base, we manage our future foreign currency cash flow exposure on a net basis. We use foreign currency forward and option contracts to manage unmatched foreign currency cash inflow and outflow. Our objective is to minimize the risk of exchange rate movements that would reduce the U.S. dollar value of our foreign currency cash flow. Our policy allows for managing anticipated foreign currency cash flow for up to five years.

We generally designate as cash flow hedges at inception of the contract any Australian dollar, Brazilian real, British pound, Canadian dollar, Chinese yuan, euro, Japanese yen, Mexican peso, Singapore dollar, New Zealand dollar or Swiss franc forward or option contracts that meet the requirements for hedge accounting. Designation is performed on a specific exposure basis to support hedge accounting. The remainder of Machinery and Engines foreign currency contracts are undesignated. We designate as fair value hedges specific euro forward contracts used to hedge firm commitments.

As of December 31, 2007, \$25 million of deferred net gains (net of tax) included in equity ("Accumulated other comprehensive income" in Statement 2), are expected to be reclassified to current earnings ("Other income (expense)" in Statement 1) over the next twelve months when earnings are affected by the hedged transactions. The actual amount recorded in "Other income (expense)" will vary based on exchange rates at the time the hedged transactions impact earnings.

In managing foreign currency risk for our Financial Products operations, our objective is to minimize earnings volatility resulting from conversion and the remeasurement of net foreign currency balance sheet positions. Our policy allows the use of foreign currency forward and option contracts to offset the risk of currency mismatch between our receivables and debt. All such foreign currency forward and option contracts are undesignated.

#### Gains (losses) included in current earnings [Other income (expense)] on undesignated contracts:

(Millions of dollars)	2007	2006	2005
Machinery and Engines:			
On undesignated contracts	\$ 24	\$ 23	\$ 25
Financial Products:			
On undesignated contracts	(89)	(19)	58
	<u>\$ (65)</u>	<u>\$ 4</u>	<u>\$ 83</u>

Gains and losses on the Financial Products contracts above are substantially offset by balance sheet translation gains and losses.

#### B. Interest rate risk

Interest rate movements create a degree of risk by affecting the amount of our interest payments and the value of our fixed rate debt. Our practice is to use interest rate swap agreements to manage our exposure to interest rate changes and, in some cases, lower the cost of borrowed funds.

Machinery and Engines operations generally use fixed rate debt as a source of funding. Our objective is to minimize the cost of borrowed funds. Our policy allows us to enter into fixed-to-floating interest rate swaps and forward rate agreements to meet that objective with the intent to designate as fair value hedges at inception of the contract all fixed-to-floating interest rate swaps. Designation as a hedge of the fair value of our fixed rate debt is performed to support hedge accounting. During 2001, our Machinery and Engines operations liquidated all existing fixed-to-floating interest rate swaps. The gain (\$5 million at December 31, 2007) is being amortized to earnings ratably over the remaining life of the hedged debt. Since 2006, we have entered into a total of \$400 million of interest rate swaps designated as fair value hedges of our fixed rate long-term debt.

Financial Products operations have a match funding policy that addresses interest rate risk by aligning the interest rate profile (fixed or floating rate) of Cat Financial's debt portfolio with the interest rate profile of their receivables portfolio within predetermined ranges on an on-going basis. In connection with that policy, we use interest rate derivative instruments to modify the debt structure to match assets within the receivables portfolio. This match funding reduces the volatility of margins between interest-bearing assets and interest-bearing liabilities, regardless of which direction interest rates move.

Our policy allows us to use floating-to-fixed, fixed-to-floating and floating-to-floating interest rate swaps to meet the match funding objective. To support hedge accounting, we designate fixed-to-floating interest rate swaps as fair value hedges of the fair value of our fixed rate debt at the inception of the contract. Financial Products' practice is to designate most floating-to-fixed interest rate swaps as cash flow hedges of the variability of future cash flows at the inception of the swap contract. Designation as a hedge of the variability of cash flow is performed to support hedge accounting.

A-17

Financial Products liquidated fixed-to-floating interest rate swaps during 2006, 2005 and 2004, which resulted in deferred net gains. These gains (\$5 million remaining at December 31, 2007) are being amortized to earnings ratably over the remaining life of the hedged debt. Financial Products liquidated floating-to-fixed interest rate swaps during 2007 that resulted in deferred net gains that are being amortized to earnings ratably over the remaining life of the hedged debt. The unamortized balance of \$1 million as of December 31, 2007 will be amortized into Interest expense over the next 12 months.

**Gains (losses) included in current earnings [Other income (expense)]:**

<b>(Millions of dollars)</b>	<b>2007</b>	<b>2006</b>	<b>2005</b>
<b>Fixed-to-floating interest rate swaps</b>			
<b>Machinery and Engines:</b>			
Gain (loss) on designated interest rate derivatives	\$ 26	\$ 2	\$ —
Gain (loss) on hedged debt	(10)	(1)	—
Gain (loss) amortization on liquidated swaps—included in interest expense	3	3	5
<b>Financial Products:</b>			
Gain (loss) on designated interest rate derivatives	103	(44)	(71)
Gain (loss) on hedged debt	(103)	44	71
Gain (loss) amortization on liquidated swaps—included in interest expense	2	6	5
	<b>\$ 21</b>	<b>\$ 10</b>	<b>\$ 10</b>

As of December 31, 2007, \$2 million of deferred net losses included in equity ("Accumulated other comprehensive income" in Statement 2), related to Financial Products floating-to-fixed interest rate swaps, are expected to be reclassified to current earnings ("Interest expense of Financial Products" in Statement 1) over the next twelve months.

### C. Commodity price risk

Commodity price movements create a degree of risk by affecting the price we must pay for certain raw material. Our policy is to use commodity forward and option contracts to manage the commodity risk and reduce the cost of purchased materials.

Our Machinery and Engines operations purchase aluminum, copper and nickel embedded in the components we purchase from suppliers. Our suppliers pass on to us price changes in the commodity portion of the component cost. In addition, we are also subject to price changes on natural gas purchased for operational use.

Our objective is to minimize volatility in the price of these commodities. Our policy allows us to enter into commodity forward and option contracts to lock in the purchase price of a portion of these commodities within a four-year horizon. All such commodity forward and option contracts are undesignated. There were no net gains or losses on undesignated contracts for 2007. Gains on undesignated contracts of \$1 million and \$7 million were recorded in current earnings ("Other income (expense)" in Statement 1) in 2006 and 2005, respectively.

### D. Stock repurchase risk

In February 2007, the Board of Directors authorized a \$7.5 billion stock repurchase program, expiring on December 31, 2011. The amount of Caterpillar stock that can be repurchased under the authorization is impacted by movements in the price of the stock. In August 2007, the Board of Directors authorized the use of derivative contracts to reduce stock repurchase price volatility.

In connection with our stock repurchase program, we entered into capped call transactions ("call") with a major bank during the fourth quarter 2007 for 3.5 million shares. We paid the bank approximately \$56 million upon the establishment of the calls, which was accounted for as a reduction to stockholders' equity. A call permits us to reduce share repurchase price volatility by providing a floor and cap on the price at which the 3.5 million shares can be repurchased. The floor, cap and strike prices for the calls were based upon the average purchase price paid by the bank to purchase our common stock to hedge these transactions. Each call will mature and be exercisable within one year after the call was established. If we exercise a call, we can elect to settle the transaction with the bank by physical settlement (paying cash and receiving shares), cash settlement (receiving a net amount of cash) or net share settlement (receiving a net amount of shares). We will continue to use open market purchases in conjunction with the capped call transactions to repurchase our stock.

No shares were repurchased pursuant to this capped call program as of December 31, 2007.

## 4. Other income (expense)

(Millions of dollars)	Years ended December 31,		
	2007	2006	2005
Investment and interest income	\$ 99	\$ 83	\$ 97
Foreign exchange gains	21	9	148
License fee income	66	61	59
Gains (losses) on sale of securities and affiliated companies	70	35	9
Miscellaneous income (loss)	64	26	64
	<u>\$ 320</u>	<u>\$ 214</u>	<u>\$ 377</u>

## 5. Income taxes

The components of profit before taxes were:

(Millions of dollars)	Years ended December 31,		
	2007	2006	2005
U.S.	\$ 2,153	\$ 2,642	\$ 2,254
Non-U.S.	<u>2,800</u>	<u>2,219</u>	<u>1,647</u>

Profit before taxes, as shown above, is based on the location of the entity to which such earnings are attributable. However, since such earnings are subject to taxation in more than one country, the income tax provision shown below as U.S. or non-U.S. may not correspond to the earnings shown above.

**The components of the provision for income taxes were:**

(Millions of dollars)	Years ended December 31,		
	2007	2006	2005
<b>Current tax provision (credit):</b>			
U.S.	\$ 515	\$ 1,342	\$ 683
Non-U.S.	464	373	365
State (U.S.)	92	49	31
	<u>1,071</u>	<u>1,764</u>	<u>1,079</u>
<b>Deferred tax provision (credit):</b>			
U.S.	403	(381)	(5)
Non-U.S.	21	23	31
State (U.S.)	(10)	(1)	15
	<u>414</u>	<u>(359)</u>	<u>41</u>
<b>Total provision for income taxes</b>	<b>\$ 1,485</b>	<b>\$ 1,405</b>	<b>\$ 1,120</b>

We paid income taxes of \$821 million, \$1,465 million and \$731 million in 2007, 2006 and 2005, respectively.

**Reconciliation of the U.S. federal statutory rate to effective rate:**

	Years ended December 31,		
	2007	2006	2005
U.S. statutory rate	35.0 %	35.0 %	35.0 %
(Decreases) increases in taxes resulting from:			
Benefit of extraterritorial income exclusion	—	(2.1)%	(2.7)%
Non-U.S. subsidiaries taxed at other than 35%	(4.7)%	(3.5)%	(3.2)%
Other—net	(0.3)%	(0.4)%	0.4 %
	<u>30.0 %</u>	<u>29.0 %</u>	<u>29.5 %</u>
Discrete items	—	(0.1)%	(0.8)%
<b>Provision for income taxes</b>	<b>30.0 %</b>	<b>28.9 %</b>	<b>28.7 %</b>

The 2006 provision for income taxes includes a benefit of \$5 million for net changes in tax reserves. Favorable settlement of a non-U.S. tax issue resulted in a \$25 million decrease in reserves. This was partially offset by a \$20 million increase in tax reserves for an expected IRS assessment, related to transfer pricing adjustments for tax years 1992 to 1994, which we plan to continue to dispute.

The net impact of repatriation planning and favorable tax settlements resulted in a \$31 million decrease to our 2005 provision for income taxes. We recognized a provision for income taxes of \$33 million in 2005 under the provisions of the American Jobs Creation Act allowing favorable tax treatment of repatriated earnings. We recognized a benefit of \$38 million by reversing a deferred tax liability related to the undistributed profits of a few selected non-U.S. subsidiaries. Favorable tax settlements primarily related to non-U.S. tax jurisdictions reduced the provision by \$26 million.

We have recorded income tax expense at U.S. tax rates on all profits, except for undistributed profits of non-U.S. subsidiaries of approximately \$7 billion which are considered indefinitely reinvested. Determination of the amount of unrecognized deferred tax liability related to indefinitely reinvested profits is not feasible. A deferred tax asset is recognized only if we have definite plans to generate a U.S. tax benefit by repatriating earnings in the foreseeable future. It is reasonably possible that a change in assertion related to undistributed profits of certain non-U.S. subsidiaries will be made in the next year allowing a reversal of U.S. tax accrued.

**Deferred income tax assets and liabilities:**

(Millions of dollars)	December 31,		
	2007	2006	2005
<b>Deferred income tax assets:</b>			
Postemployment benefits other than pensions	\$ 1,490	\$ 1,593	\$ 1,034
Warranty reserves	266	234	216
Unrealized profit excluded from inventories	210	192	176
Tax carryforwards	366	646	523
Deferred compensation	104	83	70
Allowance for credit losses	102	83	86
Pension	270	577	—
Post sale discounts	116	103	62
Other—net	420	270	106
	<b>3,344</b>	<b>3,781</b>	<b>2,273</b>
<b>Deferred income tax liabilities:</b>			
Capital and intangible assets	(938)	(906)	(787)
Pension	—	—	(359)
Undistributed profits of non-U.S. subs	(113)	(65)	(52)
	<b>(1,051)</b>	<b>(971)</b>	<b>(1,198)</b>
Valuation allowance for deferred tax assets	(257)	(192)	(79)
Deferred income taxes—net	\$ 2,036	\$ 2,618	\$ 996

SFAS 109 requires that individual tax-paying entities of the company offset all current deferred tax liabilities and assets within each particular tax jurisdiction and present them as a single amount in the Consolidated Financial Position. A similar procedure is followed for all noncurrent deferred tax liabilities and assets. Amounts in different tax jurisdictions cannot be offset against each other. The amount of deferred income taxes at December 31, included on the following lines in Statement 2, are as follows:

(Millions of dollars)	December 31,		
	2007	2006	2005
<b>Assets:</b>			
Deferred and refundable income taxes	\$ 612	\$ 733	\$ 255
Noncurrent deferred and refundable income taxes	1,539	1,949	857
	<b>2,151</b>	<b>2,682</b>	<b>1,112</b>
<b>Liabilities:</b>			
Other current liabilities	8	9	89
Other liabilities	107	55	27
Deferred income taxes—net	\$ 2,036	\$ 2,618	\$ 996

At December 31, 2007, amounts and expiration dates of net operating loss carryforwards in various non-U.S. taxing jurisdictions were:

(Millions of dollars)						
2008	2009	2010	2011	2012-2022	Unlimited	Total
\$ —	\$ —	\$ 1	\$ 1	\$ 32	\$ 574	\$ 608



---

A valuation allowance has been recorded at certain non-U.S. subsidiaries that have not yet demonstrated consistent and/or sustainable profitability to support the recognition of net deferred tax assets.

At December 31, 2007, approximately \$390 million of state tax net operating losses (NOLs) and \$97 million of state tax credit carryforwards were available. Of the NOLs, approximately two-thirds expire after 2017. The state tax credit carryforwards expire over the next ten years. We established a valuation allowance for those NOLs and credit carryforwards likely to expire prior to utilization.

We adopted FIN 48, "Accounting for Uncertainty in Income Taxes" as of January 1, 2007. A reconciliation of the beginning and ending amount of gross unrecognized tax benefits for uncertain tax positions, including positions impacting only the timing of tax benefits, follows. The reduction for tax positions related to prior years primarily relates to tax positions for which there was uncertainty about the timing of tax benefits.

---

#### Reconciliation of unrecognized tax benefits: <sup>1</sup>

(Millions of dollars)

Balance at January 1, 2007	\$ 742
Additions for tax positions related to current year	62
Additions for tax positions related to prior years	24
Reductions for tax positions related to prior years	(109)
Reductions for settlements	(7)
Reductions for expiration of statute of limitations	(9)
Balance at December 31, 2007	<u>\$ 703</u>

<sup>1</sup> Foreign currency translation amounts are included within each line as applicable.

At adoption, the amount of unrecognized tax benefits that, if recognized, would impact the effective tax rate was \$486 million. The corresponding amount at December 31, 2007 was \$537 million.

We classify interest and penalties on tax uncertainties as a component of the provision for income taxes. During the year ended December 31, 2007, the Company recognized approximately \$36 million in interest and penalties. The total amount of interest and penalties accrued at December 31, 2007 was \$98 million.

It is expected that the amount of unrecognized tax benefits will change in the next 12 months. However, we do not expect the change to have a significant impact on our consolidated results of operations or financial position.

The Internal Revenue Service (IRS) has completed its field examination of our U.S. tax returns for 1992 to 2004. For tax years 1992 to 1994, we expect to litigate the unagreed adjustments related to transfer pricing. We anticipate the appeals process for tax years 1995 to 1999, primarily related to foreign sales corporation commissions, foreign tax credit calculations and research and development credits, will be settled within the next 12 months. For tax years 2000 to 2004, we have entered the appeals process for unagreed adjustments primarily related to export tax benefits. In the opinion of management, the ultimate disposition of these matters will not have a material adverse effect on our consolidated financial position, liquidity or results of operations.

In our major non-U.S. jurisdictions, tax years are typically subject to examination for three to six years.

## 6. Sales and servicing of trade receivables

Our Machinery and Engines operations generate trade receivables from the sale of inventory to dealers and customers. Certain of these receivables are sold to Cat Financial.

Cat Financial has sold interests in a certain pool of trade receivables to third-party commercial paper conduits. In accordance with SFAS 140, the transfers to the conduits are accounted for as sales. Cat Financial services the sold trade receivables and receives an annual servicing fee of approximately 0.5% of the average outstanding principal balance. Consolidated expenses of \$15 million, \$15 million and \$8 million related to the sale of trade receivables were recognized during 2007, 2006 and 2005, respectively, and are included in "Other income (expense)" in Statement 1. As of December 31, 2007, 2006 and 2005, the outstanding principal balance of the sold trade receivables was \$240 million.

The remaining interest in that pool of trade receivables as of December 31, 2007, 2006 and 2005 of \$1,233 million, \$2,718 million and \$3,028 million, respectively, is included in "Receivables—trade and other" in Statement 2. The cash collections from these receivables held by Cat Financial, including those attributable to the third-party conduits, are first applied to satisfy any obligations of Cat Financial to the third-party conduits. The third-party conduits have no recourse to Cat Financial's assets, other than the remaining interest, for failure of debtors to pay when due. For Cat Financial's remaining interest in trade receivables, the carrying amount approximated fair value due to the short-term nature of these receivables.

## 7. Wholesale inventory receivables

Wholesale inventory receivables are receivables of Cat Financial that arise when Cat Financial provides financing for a dealer's purchase of inventory. These receivables are included in "Receivables—trade and other" and "Long-term receivables—trade and other" in Statement 2 and were \$1,496 million, \$1,215 million and \$1,282 million at December 31, 2007, 2006 and 2005, respectively. Please refer to Note 19 and Table IV for fair value information.

### Contractual maturities of outstanding wholesale inventory receivables:

(Millions of dollars)

Amounts Due In	December 31, 2007			
	Wholesale Installment Contracts	Wholesale Finance Leases	Wholesale Notes	Total
2008	\$ 147	\$ 173	\$ 566	\$ 886
2009	19	78	191	288
2010	16	32	113	161
2011	11	6	13	30
2012	4	1	5	10
Thereafter	—	—	—	—
	197	290	888	1,375
Guaranteed residual value	—	162	—	162
Less: Unearned income	(7)	(21)	(13)	(41)
Total	\$ 190	\$ 431	\$ 875	\$ 1,496

## 8. Finance receivables

Finance receivables are receivables of Cat Financial, which generally can be repaid or refinanced without penalty prior to contractual maturity. Total finance receivables reported in Statement 2 are net of an allowance for credit losses.

During 2007, 2006 and 2005, Cat Financial sold certain finance receivables related to retail installment sale contracts and finance leases to special purpose entities (SPEs) as part of their asset-backed securitization program. The SPEs, typically trusts, are considered to be qualifying special purpose entities (QSPEs) and thus, in accordance with SFAS 140, are not consolidated. The QSPEs issue debt to pay for the finance receivables they acquire from Cat Financial. The primary source for repayment of the debt is the cash flows generated from the finance receivables owned by the QSPEs. The assets

of the QSPEs are legally isolated and are not available to pay the creditors of Cat Financial or any other affiliate of Cat Financial. For bankruptcy analysis purposes, Cat Financial has sold the finance receivables to the QSPEs in a true sale and the QSPEs are separate legal entities. Cat Financial retained interests in the finance receivables that were sold through their asset-backed securitization program. The company's retained interests are generally subordinate to the investors' interests and are included in "Other assets" in Statement 2. For 2007, subordinated interests included subordinated certificates with an initial fair value of zero, an interest in certain future cash flow (excess) with an initial fair value of \$2 million and a reserve account with an initial fair value of \$9 million. For 2006, subordinated interests included subordinated certificates with an initial fair value of \$4 million, an interest in certain future cash flow (excess) with an initial fair value of \$3 million and a reserve account with an initial fair value of \$10 million. For 2005, subordinated interests included subordinated certificates with an initial fair value of \$8 million, an interest in certain future cash flow (excess) with an initial fair value of \$1 million and a reserve account with an initial fair value of \$12 million. Net gains of \$4 million, \$7 million and \$12 million were recognized on these transactions in 2007, 2006 and 2005, respectively.

Significant assumptions used to estimate the fair value of the retained interests and subordinated certificates at the time of the transaction were:

	2007	2006	2005
Discount rate	8.4%	11.2%	10.8%
Weighted-average prepayment rate	14.0%	14.0%	14.0%
Expected credit losses	1.0%	1.0%	1.0%

These assumptions are based on our historical experience, market trends and anticipated performance relative to the particular assets securitized.

The company receives annual servicing fees of approximately 1% of the unpaid note value.

As of December 31, 2007, 2006 and 2005, the subordinated retained interests in the public securitizations totaled \$49 million, \$68 million and \$72 million, respectively. Key assumptions used to determine the fair value of the retained interests were:

	2007	2006	2005
Cash flow discount rates on retained interests and subordinated tranches	10.1%	7.3%	10.7%
Weighted-average maturity	30 months	31 months	30 months
Average prepayment rate	14.0%	14.0%	14.0%
Expected credit losses	1.1%	1.0%	1.0%

The investors and the securitization trusts have no recourse to Cat Financial's other assets for failure of debtors to pay when due.

We estimated the impact of individual 10% and 20% changes to the key economic assumptions used to determine the fair value of residual cash flow in retained interests on our income. An independent, adverse change to each key assumption had an immaterial impact on the fair value of residual cash flow.

We consider an account past due if any portion of an installment is due and unpaid for more than 30 days. Recognition of income is suspended when management determines that collection of future income is not probable (generally after 120 days past due). Accrual is resumed, and previously suspended income is recognized, when the receivable becomes contractually current and/or collection doubts are removed. Cash receipts on impaired loans or finance leases are recorded against the receivable and then to any unrecognized income. Investment in loans/finance leases on nonaccrual status were \$232 million, \$190 million and \$175 million and past due over 90 days and still accruing were \$47 million, \$18 million and \$31 million as of December 31, 2007, 2006 and 2005, respectively.

Cat Financial provides financing only when acceptable criteria are met. Credit decisions are based on, among other things, the customer's credit history, financial strength and intended use of equipment. Cat Financial typically maintains a security interest in retail financed equipment and requires physical damage insurance coverage on financed equipment.

Please refer to Table III for additional finance receivables information and Note 19 and Table IV for fair value information.

**TABLE III—Finance Receivables Information (Millions of dollars)**

**Contractual maturities of outstanding finance receivables:**

Amounts Due In	December 31, 2007				
	Retail Installment Contracts	Retail Finance Leases	Retail Notes	Wholesale Notes	Total
2008	\$ 3,313	\$ 2,938	\$ 1,829	\$ 11	\$ 8,091
2009	2,310	2,231	1,186	—	5,727
2010	1,434	1,395	841	—	3,670
2011	712	692	531	—	1,935
2012	265	269	524	—	1,058
Thereafter	113	231	976	—	1,320
	8,147	7,756	5,887	11	21,801
Residual value	—	1,384	—	—	1,384
Less: Unearned income	(821)	(938)	(110)	—	(1,869)
Total	\$ 7,326	\$ 8,202	\$ 5,777	\$ 11	\$ 21,316

**Impaired loans and leases:**

	2007	2006	2005
Average recorded investment	\$ 200	\$ 168	\$ 233
At December 31:			
Recorded investment	\$ 219	\$ 193	\$ 171
Impaired loans/finance leases for which there is a related allowance for credit losses	\$ 166	\$ 133	\$ 98
Related allowance for credit losses on impaired loans/finance leases	\$ 35	\$ 26	\$ 20
Impaired loans/finance leases for which there is no related allowance for credit losses	\$ 53	\$ 60	\$ 73

**Allowance for credit loss activity:**

	2007	2006	2005
Balance at beginning of year	\$ 315	\$ 302	\$ 278
Provision for credit losses	97	68	92
Receivables written off	(91)	(63)	(62)
Recoveries on receivables previously written off	23	16	17
Other—net	7	(8)	(23)
Balance at end of year	\$ 351	\$ 315	\$ 302

In estimating the allowance for credit losses, we review accounts that are past due, non-performing or in bankruptcy.

**Cat Financial's net retail finance leases:**

	December 31,		
	2007	2006	2005
Total minimum lease payments receivable	\$ 7,756	\$ 6,577	\$ 5,440
Estimated residual value of leased assets:			

Guaranteed	638	483	384
Unguaranteed	746	674	554
	9,140	7,734	6,378
Less: Unearned income	(938)	(806)	(623)
Net retail finance leases	\$ 8,202	\$ 6,928	\$ 5,755

#### Cash flow from securitizations:

	2007	2006	2005
Proceeds from initial sales of receivables	\$ 650	\$ 947	\$ 829
Servicing fees received	11	12	11
Cash flows received on retained interests	35	41	38

#### Characteristics of securitized receivables:

At December 31:

Total securitized principal balance	\$ 1,159	\$ 1,227	\$ 980
Loans more than 30 days past due	65	34	23
Weighted-average maturity (in months)	30	31	30

For the year ended December 31:

Average securitized principal balance	\$ 1,064	\$ 1,162	\$ 1,085
Net credit losses	9	5	3

## 9. Inventories

(Millions of dollars)	December 31,		
	2007	2006	2005
Raw materials	\$ 2,474	\$ 2,182	\$ 1,689
Work-in-process	1,215	977	814
Finished goods	3,230	2,915	2,493
Supplies	285	277	228
Total inventories	\$ 7,204	\$ 6,351	\$ 5,224

We had long-term material purchase obligations of approximately \$442 million at December 31, 2007.

## 10. Property, plant and equipment

(Millions of dollars)	Useful Lives (Years)	December 31,		
		2007	2006	2005
Land	—	\$ 189	\$ 184	\$ 154
Buildings and land improvements	20-45	3,625	3,407	3,195
Machinery, equipment and other	3-10	9,756	8,694	7,829
Equipment leased to others	1-10	4,556	3,957	3,988
Construction-in-process	—	1,082	1,036	696
Total property, plant and equipment, at cost		19,208	17,278	15,862
Less: Accumulated depreciation		(9,211)	(8,427)	(7,874)

Property, plant and equipment—net

\$ **9,997**

\$ 8,851

\$ 7,988

We had commitments for the purchase or construction of capital assets of approximately \$570 million at December 31, 2007. Software assets with a carrying value of \$50 million, primarily related to our dealer distribution support system, were abandoned in 2005. The write-off of these assets is included in "Other operating expense" in Statement 1.

**Assets recorded under capital leases<sup>1</sup>:**

(Millions of dollars)	December 31,		
	2007	2006	2005
Gross capital leases <sup>2</sup>	\$ 96	\$ 96	\$ 91
Less: Accumulated depreciation	(75)	(65)	(55)
Net capital leases	\$ 21	\$ 31	\$ 36

<sup>1</sup> Included in Property, plant and equipment table above.

<sup>2</sup> Consists primarily of machinery and equipment.

**Equipment leased to others (primarily by Cat Financial):**

(Millions of dollars)	December 31,		
	2007	2006	2005
Equipment leased to others—at original cost	\$ 4,556	\$ 3,957	\$ 3,988
Less: Accumulated depreciation	(1,487)	(1,299)	(1,201)
Equipment leased to others—net	\$ 3,069	\$ 2,658	\$ 2,787

At December 31, 2007, scheduled minimum rental payments to be received for equipment leased to others were:

(Millions of dollars)						
2008	2009	2010	2011	2012	After 2012	
\$ 736	\$ 511	\$ 309	\$ 161	\$ 57	\$ 20	

**11. Investments in unconsolidated affiliated companies**

Our investments in affiliated companies accounted for by the equity method consist primarily of a 50% interest in Shin Caterpillar Mitsubishi Ltd. (SCM) located in Japan. Combined financial information of the unconsolidated affiliated companies accounted for by the equity method (generally on a three-month lag, e.g., SCM results reflect the periods ending September 30) was as follows:

(Millions of dollars)	Years ended December 31,		
	2007	2006	2005
Results of Operations:			
Sales	\$ 4,007	\$ 4,420	\$ 4,140
Cost of sales	3,210	3,526	3,257
Gross profit	797	894	883
Profit (loss)	\$ 157	\$ 187	\$ 161
Caterpillar's profit (loss)	\$ 73	\$ 81	\$ 73



Sales from SCM to Caterpillar of approximately \$1.67 billion, \$1.81 billion and \$1.73 billion in 2007, 2006 and 2005 respectively, are included in the affiliated company sales. In addition, SCM purchased \$268 million, \$273 million and \$282 million of products from Caterpillar in 2007, 2006 and 2005, respectively.

(Millions of dollars)	December 31,		
	2007	2006	2005
Financial Position:			
Assets:			
Current assets	\$ 2,062	\$ 1,807	\$ 1,714
Property, plant and equipment—net	1,286	1,119	1,120
Other assets	173	176	194
	<u>3,521</u>	<u>3,102</u>	<u>3,028</u>
Liabilities:			
Current liabilities	1,546	1,394	1,348
Long-term debt due after one year	269	309	318
Other liabilities	393	145	188
	<u>2,208</u>	<u>1,848</u>	<u>1,854</u>
Ownership	\$ 1,313	\$ 1,254	\$ 1,174

#### Caterpillar's investments in unconsolidated affiliated companies:

(Millions of dollars)	December 31,		
	2007	2006	2005
Investments in equity method companies	\$ 582	\$ 542	\$ 540
Plus: Investments in cost method companies	16	20	25
Total investments in unconsolidated affiliated companies	<u>\$ 598</u>	<u>\$ 562</u>	<u>\$ 565</u>

At December 31, 2007, consolidated "Profit employed in the business" in Statement 2 included \$287 million representing undistributed profit of the unconsolidated affiliated companies.

In 2007, we signed a nonbinding memorandum of understanding with Mitsubishi Heavy Industries Ltd. and SCM to conclude a plan that would result in Caterpillar becoming the majority shareholder of SCM. The companies are in discussions with the intention of reaching definitive agreements that would include a new comprehensive joint venture agreement as well as certain definitive agreements for implementation of the plan. These definitive agreements would be subject to applicable regulatory approvals and certain other conditions.

## 12. Intangible assets and goodwill

### A. Intangible assets

Intangible assets are comprised of the following:

(Millions of dollars)	Weighted Amortizable Life (Years)	December 31,		
		2007	2006	2005
Customer relationships	19	\$ 366	\$ 242	\$ 40

Intellectual property	10	195	211	206
Other	12	81	73	33
Total finite-lived intangible assets—gross	16	642	526	279
Less: Accumulated amortization		(167)	(139)	(107)
		475	387	172
Pension-related		—	—	252
Intangible assets—net		\$ 475	\$ 387	\$ 424

During 2007, we acquired finite-lived intangible assets of \$89 million as part of the purchase of Franklin Power Products. In 2007, we also acquired finite-lived intangible assets of \$24 million due to the purchase of the Forestry Division of Blount International, Inc. During 2006 we acquired finite-lived intangible assets of \$223 million due to the purchase of Progress Rail Services, Inc (Progress Rail). See Note 25 for details on the acquisition of these assets. Amortization expense related to intangible assets was \$52 million, \$34 million and \$22 million for 2007, 2006 and 2005, respectively. In 2006, pension related intangible assets were eliminated due to the adoption of SFAS 158. For further discussion on SFAS 158, see Notes 1L and 14.

Amortization expense related to intangible assets is expected to be:

(Millions of dollars)					
2008	2009	2010	2011	2012	Thereafter
\$ 48	\$ 48	\$ 44	\$ 35	\$ 29	\$ 271

## B. Goodwill

During 2007, we acquired assets with related goodwill of \$37 million as part of the purchase of Franklin Power Products. In 2007, we also acquired assets with related goodwill of \$22 million as part of the purchase of the Forestry Division of Blount International, Inc. During 2006, we acquired assets with related goodwill of \$431 million as part of the purchase of Progress Rail. We also acquired assets with related goodwill of \$39 million as part of the purchase of the large components business of Royal Oak Industries, Inc. See Note 25 for details on the acquisition of these assets. No goodwill was acquired during the year ended December 31, 2005.

During 2006, we determined that the business outlook for the parts and accessories distribution business of MG Rover, acquired in 2004, required a specific impairment evaluation. The declining outlook of this business resulted from MG Rover's cessation of vehicle production and warranties resulting from their bankruptcy in 2005. Although the MG Rover parts business continues to provide parts to the existing population of vehicles, the unit's sales will continue to decline as production of new vehicles has ceased. In determining if there was impairment, we first compared the fair value of the reporting unit (calculated by discounting projected cash flows) to the carrying value. Because the carrying value exceeded the fair value, we then allocated the fair value to the assets and liabilities of the unit and determined the fair value of the implied goodwill was zero. Accordingly, a goodwill impairment charge of \$18 million, representing the entire goodwill associated with the MG Rover parts and accessories business at that date, was included in "Other operating expenses" in Statement 1 and reported in the "All Other" category in Note 24. No goodwill was impaired or disposed of during the year ended December 31, 2007 or 2005.

The changes in carrying amount of goodwill by reportable segment for the years ended December 31, 2007, 2006 and 2005 were as follows:

(Millions of dollars)	Construction & Mining Products	Electric Power	Large Power Products	All Other <sup>1</sup>	Consolidated Total
Balance at January 1, 2005	\$ 45	\$ 204	\$ 589	\$ 612	\$ 1,450
Other adjustments	—	(1)	—	2	1
Balance at December 31, 2005	45	203	589	614	1,451
Acquisitions	—	—	39	432	471

Impairments	—	—	—	(18)	(18)
Balance at December 31, 2006	45	203	628	1,028	1,904
Acquisitions	—	—	—	59	59
Balance at December 31, 2007	\$ 45	\$ 203	\$ 628	\$ 1,087	\$ 1,963

<sup>1</sup> All Other includes operating segments included in "All Other" category (see Note 24).

### 13. Available-for-sale securities

Financial Products, primarily Cat Insurance, has investments in certain debt and equity securities at December 31, 2007, 2006 and 2005, that have been classified as available-for-sale in accordance with SFAS 115 and recorded at fair value based upon quoted market prices. These fair values are included in "Other assets" in Statement 2. Unrealized gains and losses arising from the revaluation of available-for-sale securities are included, net of applicable deferred income taxes, in equity ("Accumulated other comprehensive income" in Statement 2). Realized gains and losses on sales of investments are generally determined using the FIFO method for debt instruments and the specific identification method for equity securities. Realized gains and losses are included in "Other income (expense)" in Statement 1.

A-23

	December 31, 2007		
	Cost Basis	Unrealized Pre-Tax Net Gains (Losses)	Fair Value
<b>(Millions of dollars)</b>			
Government debt	\$ 319	\$ 1	\$ 320
Corporate bonds	775	(4)	771
Equity securities	168	28	196
	<u>\$ 1,262</u>	<u>\$ 25</u>	<u>\$ 1,287</u>

	December 31, 2006		
	Cost Basis	Unrealized Pre-Tax Net Gains (Losses)	Fair Value
<b>(Millions of dollars)</b>			
Government debt	\$ 355	\$ (5)	\$ 350
Corporate bonds	541	(6)	535
Equity securities	154	26	180
	<u>\$ 1,050</u>	<u>\$ 15</u>	<u>\$ 1,065</u>

	December 31, 2005		
	Cost Basis	Unrealized Pre-Tax Net Gains (Losses)	Fair Value
<b>(Millions of dollars)</b>			
Government debt	\$ 305	\$ (6)	\$ 299
Corporate bonds	422	(7)	415
Equity securities	146	38	184
	<u>\$ 873</u>	<u>\$ 25</u>	<u>\$ 898</u>

Investments in an unrealized loss position that are not other-than-temporarily impaired:

(Millions of dollars)	December 31, 2007					
	Less than 12 months <sup>1</sup>		12 months or more <sup>1</sup>		Total	
	Fair Value	Unrealized Losses	Fair Value	Unrealized Losses	Fair Value	Unrealized Losses
Government debt	\$ 22	\$ —	\$ 96	\$ 1	\$ 118	\$ 1
Corporate bonds	269	4	163	4	432	8
Equity securities	55	5	1	—	56	5
Total	\$ 346	\$ 9	\$ 260	\$ 5	\$ 606	\$ 14

(Millions of dollars)	December 31, 2006					
	Less than 12 months <sup>1</sup>		12 months or more <sup>1</sup>		Total	
	Fair Value	Unrealized Losses	Fair Value	Unrealized Losses	Fair Value	Unrealized Losses
Government debt	\$ 116	\$ —	\$ 199	\$ 4	\$ 315	\$ 4
Corporate bonds	198	1	233	5	431	6
Equity securities	22	1	1	—	23	1
Total	\$ 336	\$ 2	\$ 433	\$ 9	\$ 769	\$ 11

(Millions of dollars)	December 31, 2005					
	Less than 12 months <sup>1</sup>		12 months or more <sup>1</sup>		Total	
	Fair Value	Unrealized Losses	Fair Value	Unrealized Losses	Fair Value	Unrealized Losses
Government debt	\$ 155	\$ 2	\$ 113	\$ 3	\$ 268	\$ 5
Corporate bonds	220	3	136	4	356	7
Equity securities	31	2	—	—	31	2
Total	\$ 406	\$ 7	\$ 249	\$ 7	\$ 655	\$ 14

<sup>1</sup> Indicates length of time that individual securities have been in a continuous unrealized loss position.

**Government Debt.** The unrealized losses on our investments in U.S. Treasury obligations, direct obligations of U.S. governmental agencies and federal agency mortgage-backed securities are the result of an increase in interest rates. There are no credit related events on any of these securities. We intend to and have the ability to hold these investments that are less than book value until recovery to fair value or maturity. We do not consider these investments to be other-than-temporarily impaired as of December 31, 2007.

**Corporate Bonds.** The unrealized losses on our investments in corporate bonds relate primarily to an increase in interest rates. Individual companies subject to buyouts have seen the yield spreads on the debt widen. We currently believe it is probable that we will be able to collect all amounts due according to the contractual terms of our investments in corporate debt securities. We intend to and have the ability to hold these investments that are less than book value, for the aforementioned reasons, until recovery to fair value or maturity. We do not consider these investments to be other-than-temporarily impaired as of December 31, 2007.

**Equity Securities.** Cat Insurance maintains a well-diversified portfolio consisting of three specific mandates: large cap value stocks, small and mid cap growth stocks and international growth and income stocks. The individual securities held in these portfolios support cash flow, asset allocation and investment objectives. Currently, we have no holdings in mutual funds. In each case where unrealized losses occur in the individual stocks, company management is taking corrective action to increase shareholder value. We currently believe it is probable that we will be able to recover all amounts due and do not consider these investments to be other-than-temporarily impaired as of December 31, 2007.

The fair value of available-for-sale debt securities at December 31, 2007, by contractual maturity, is shown below. Expected maturities will differ from contractual maturities because borrowers may have the right to prepay and creditors may have the right to call obligations.

(Millions of dollars)	Fair Value
-----------------------	------------

Due in one year or less	\$	95
Due after one year through five years	\$	237
Due after five years through ten years	\$	200
Due after ten years	\$	559

Proceeds from sales of investments in debt and equity securities during 2007, 2006 and 2005 were \$282 million, \$539 million and \$257 million, respectively. Gross gains of \$16 million, \$43 million and \$14 million and gross losses of \$7 million, \$8 million and \$6 million have been included in current earnings as a result of these sales for 2007, 2006 and 2005, respectively.

During 2007, 2006 and 2005, there were no charges for "other-than-temporary" declines in the market value of securities.

#### 14. Postemployment benefit plans

We have both U.S. and non-U.S. pension plans covering substantially all of our U.S. employees and a portion of our non-U.S. employees, primarily in our European facilities. Our defined benefit plans provide a benefit based on years of service and/or the employee's average earnings near retirement. Our defined contribution plans allow employees to contribute a portion of their salary to help save for retirement, and in certain cases, we provide a matching contribution. We also have defined-benefit retirement health care and life insurance plans covering substantially all of our U.S. employees.

A-24

As discussed in Note 1L, on December 31, 2006, we adopted the balance sheet recognition provisions of Statement of Financial Accounting Standards No. 158 (SFAS 158), "Employers' Accounting for Defined Benefit Pension and Other Postretirement Plans."

We use a November 30th measurement date for our U.S. pension and other postretirement benefit plans and a September 30th measurement date for our non-U.S. pension plans. Year-end asset and obligation amounts are disclosed as of the plan measurement dates.

#### A. Benefit Obligations

(Millions of dollars)	U.S. Pension Benefits			Non-U.S. Pension Benefits			Other Postretirement Benefits		
	2007	2006	2005	2007	2006	2005	2007	2006	2005
<b>Change in benefit obligation:</b>									
Benefit obligation, beginning of year	\$ 11,174	\$ 10,679	\$ 9,593	\$ 2,719	\$ 2,361	\$ 2,097	\$ 5,661	\$ 5,818	\$ 4,926
Service cost	187	160	150	80	67	58	101	95	86
Interest cost	595	575	555	139	111	109	295	302	294
Plan amendments	—	4	204	1	(18)	(8)	2	—	412
Actuarial losses (gains)	(146)	447	863	(118)	110	254	(294)	(224)	458
Foreign currency exchange rates	—	—	—	246	121	(65)	4	1	(2)
Participant contributions	—	—	—	14	11	12	35	29	28
Benefits paid - gross	(722)	(699)	(686)	(126)	(103)	(96)	(369)	(369)	(384)
Less federal subsidy on benefits paid	—	—	—	—	—	—	15	9	—
Acquisitions / other	—	8	—	57	59	—	5	—	—
Adjustment for subsidiary pension plan <sup>1</sup>	44	—	—	—	—	—	—	—	—
Benefit obligation, end of year	\$ 11,132	\$ 11,174	\$ 10,679	\$ 3,012	\$ 2,719	\$ 2,361	\$ 5,455	\$ 5,661	\$ 5,818
Accumulated benefit obligation, end of year	\$ 10,460	\$ 10,587	\$ 10,213	\$ 2,629	\$ 2,333	\$ 2,069			

**Weighted-average assumptions used to determine net cost:**

Discount rate <sup>2</sup>	<b>5.8%</b>	5.5%	5.6%	<b>5.3%</b>	4.7%	4.6%	<b>5.8%</b>	5.5%	5.6%
Rate of compensation increase <sup>2</sup>	<b>4.5%</b>	4.0%	4.0%	<b>4.1%</b>	4.0%	3.7%	<b>4.4%</b>	4.0%	4.0%

<sup>1</sup> 2007 charge to recognize previously unrecorded liabilities related to a subsidiary pension plan.

<sup>2</sup> End of year rates are used to determine net periodic cost for the subsequent year. See Note 14E.

Assumed health care cost trend rates have a significant effect on the amounts reported for the health care plans. A one-percentage-point change in assumed health care cost trend rates would have the following effects:

(Millions of dollars)	One-percentage-point increase	One-percentage-point decrease
Effect on 2007 service and interest cost components of other postretirement benefit cost	\$ 32	\$ (28)
Effect on accumulated postretirement benefit obligation	\$ 395	\$ (346)

## B. Plan Assets

(Millions of dollars)	U.S. Pension Benefits			Non-U.S. Pension Benefits			Other Postretirement Benefits		
	2007	2006	2005	2007	2006	2005	2007	2006	2005
<b>Change in plan assets:</b>									
Fair value of plan assets, beginning of year	\$ 10,087	\$ 9,441	\$ 8,725	\$ 2,304	\$ 2,024	\$ 1,503	\$ 1,509	\$ 1,311	\$ 994
Actual return on plan assets	1,064	1,329	860	290	238	272	158	207	100
Foreign currency exchange rates	—	—	—	208	100	(47)	—	—	—
Company contributions	12	9	542	46	34	390	251	331	573
Participant contributions	—	—	—	14	11	12	35	29	28
Benefits paid	(722)	(699)	(686)	(126)	(103)	(96)	(369)	(369)	(384)
Settlements	—	—	—	—	—	(10)	—	—	—
Acquisitions / other	—	7	—	37	—	—	—	—	—
Fair value of plan assets, end of year	\$ 10,441	\$ 10,087	\$ 9,441	\$ 2,773	\$ 2,304	\$ 2,024	\$ 1,584	\$ 1,509	\$ 1,311

A-25

The asset allocation for our pension and other postretirement benefit plans at the end of 2007, 2006 and 2005, and the target allocation for 2008, by asset category, are as follows:

	Target Allocation	Percentage of Plan Assets at Year-end		
	2008	2007	2006	2005
<b>U.S. pension:</b>				
Equity securities	70%	<b>70%</b>	74%	72%
Debt securities	25%	<b>27%</b>	26%	28%
Real estate	5%	—	—	—
Cash	—	<b>3%</b>	—	—
Total	100%	<b>100%</b>	100%	100%
<b>Non-U.S. pension:</b>				
Equity securities	62%	<b>60%</b>	59%	63%
Debt securities	30%	<b>30%</b>	30%	30%
Real estate	7%	<b>7%</b>	8%	5%
Other	1%	<b>3%</b>	3%	2%



Total	100%	100%	100%	100%
<b>Other postretirement benefits:</b>				
Equity securities	80%	81%	84%	84%
Debt securities	20%	19%	15%	16%
Cash	—	—	1%	—
Total	100%	100%	100%	100%

Our target asset allocations reflect our investment strategy of maximizing the long-term rate of return on plan assets and the resulting funded status, within an appropriate level of risk. The U.S. plans are rebalanced to plus or minus five percentage points of the target asset allocation ranges on a monthly basis. The frequency of rebalancing for the non-U.S. plans varies depending on the plan.

The use of certain derivative instruments is permitted where appropriate and necessary for achieving overall investment policy objectives. The U.S. plans currently utilize futures contracts to offset current equity positions in order to rebalance the total portfolio to the target asset allocation. During 2006 and 2007, approximately 10% of the U.S. pension plans' assets were rebalanced from equity to fixed income positions through the use of futures contracts. The actual asset allocation percentages above represent this rebalancing effort. The plans do not engage in futures contracts for speculative purposes.

Equity securities within plan assets include Caterpillar Inc. common stock in the amounts of:

(Millions of dollars)	U.S. Pension Benefits <sup>1</sup>			Non-U.S. Pension Benefits			Other Postretirement Benefits		
	2007	2006	2005	2007	2006	2005	2007	2006	2005
Caterpillar Inc. common stock	\$ 24	\$ 197	\$ 371	\$ 2	\$ 2	\$ 2	\$ 3	\$ 2	\$ 5

<sup>1</sup> Amounts represent less than 1% of total plan assets for 2007, 2% for 2006 and 4% for 2005.

### C. Funded status

The funded status of the plans, reconciled to the amount reported on the Consolidated Financial Position, is as follows:

(Millions of dollars)	U.S. Pension Benefits			Non-U.S. Pension Benefits			Other Postretirement Benefits		
	2007	2006	2005	2007	2006	2005	2007	2006	2005
<b>End of Year</b>									
Fair value of plan assets	\$ 10,441	\$ 10,087	\$ 9,441	\$ 2,773	\$ 2,304	\$ 2,024	\$ 1,584	\$ 1,509	\$ 1,311
Benefit obligations	11,132	11,174	10,679	3,012	2,719	2,361	5,455	5,661	5,818
Over (under) funded status	(691)	(1,087)	(1,238)	(239)	(415)	(337)	(3,871)	(4,152)	(4,507)
Amounts not yet recognized:									
Unrecognized prior service cost (benefit)	N/A	N/A	303	N/A	N/A	22	N/A	N/A	208
Unrecognized net actuarial loss	N/A	N/A	3,070	N/A	N/A	746	N/A	N/A	1,595
Unrecognized net obligation existing at adoption of SFAS 87/106	N/A	N/A	—	N/A	N/A	2	N/A	N/A	14
Contributions made after measurement date	1	2	1	3	2	1	37	20	28
Net amount recognized in financial position	\$ (690)	\$ (1,085)	\$ 2,136	\$ (236)	\$ (413)	\$ 434	\$ (3,834)	\$ (4,132)	\$ (2,662)

(Millions of dollars)	U.S. Pension Benefits	Non-U.S. Pension Benefits	Other Postretirement Benefits
-----------------------	-----------------------	---------------------------	-------------------------------

	2007	2006	2005	2007	2006	2005	2007	2006	2005
<b>Components of net amount recognized in financial position:</b>									
Accrued benefit liabilities (current liability)	\$ (2)	\$ (9)	N/A	\$ —	\$ (2)	N/A	\$ (14)	\$ (13)	N/A
Liability for postemployment benefits (non-current liability)	(688)	(1,076)	N/A	(236)	(411)	N/A	(3,820)	(4,119)	N/A
Prepaid benefit costs	N/A	N/A	1,487	N/A	N/A	466	N/A	N/A	—
Accrued benefit liabilities	N/A	N/A	(71)	N/A	N/A	(59)	N/A	N/A	(599)
Intangible assets	N/A	N/A	237	N/A	N/A	16	N/A	N/A	—
Liability for postemployment benefits	N/A	N/A	(760)	N/A	N/A	(92)	N/A	N/A	(2,063)
Accumulated other comprehensive income (pre-tax)	N/A	N/A	1,243	N/A	N/A	103	N/A	N/A	—
Net asset (liability) recognized	\$ (690)	\$ (1,085)	\$ 2,136	\$ (236)	\$ (413)	\$ 434	\$ (3,834)	\$ (4,132)	\$ (2,662)

**Amounts recognized in accumulated other comprehensive income (pre-tax) consist of:**

Net actuarial loss (gain)	\$ 2,172	\$ 2,754	N/A	\$ 544	\$ 742	N/A	\$ 759	\$ 1,159	N/A
Prior service cost (credit)	191	249	N/A	22	16	N/A	282	244	N/A
Transition obligation (asset)	—	—	N/A	1	1	N/A	12	13	N/A
Total	\$ 2,363	\$ 3,003	N/A	\$ 567	\$ 759	N/A	\$ 1,053	\$ 1,416	N/A

N/A (Not Applicable): The adoption of SFAS 158 (see Note 1L) resulted in recognition of previously unrecognized prior service cost and actuarial loss on our consolidated financial position. Overall, the prepaid asset was eliminated and a liability recognized through an adjustment to accumulated other comprehensive income.

The estimated amounts that will be amortized from "Accumulated other comprehensive income" at December 31, 2007 into net periodic benefit cost (pre-tax) in 2008 are as follows:

(Millions of dollars)	U.S. Pension	Non-U.S. Pension	Other Postretirement Benefits
Actuarial (gain) loss	\$ 134	\$ 31	\$ 64
Prior service (credit) cost	32	4	(35)
Transition (asset) obligation	—	1	2
Total	\$ 166	\$ 36	\$ 31

The following amounts relate to our pension plans with projected benefit obligations in excess of plan assets:

(Millions of dollars)	U.S. Pension Benefits at Year-end			Non-U.S. Pension Benefits at Year-end		
	2007	2006	2005	2007	2006	2005
Projected benefit obligation	\$ (10,862)	\$ (11,174)	\$ (10,679)	\$ (2,792)	\$ (2,719)	\$ (2,319)
Accumulated benefit obligation	\$ (10,197)	\$ (10,587)	\$ (10,213)	\$ (2,442)	\$ (2,333)	\$ (2,034)
Fair value of plan assets	\$ 10,159	\$ 10,087	\$ 9,441	\$ 2,548	\$ 2,304	\$ 1,973

The following amounts relate to our pension plans with accumulated benefit obligations in excess of plan assets:

U.S. Pension Benefits

Non-U.S. Pension Benefits

(Millions of dollars)	at Year-end			at Year-end		
	2007	2006	2005	2007	2006	2005
Projected benefit obligation	\$ (3,982)	\$ (4,491)	\$ (4,594)	\$ (146)	\$ (121)	\$ (556)
Accumulated benefit obligation	\$ (3,967)	\$ (4,460)	\$ (4,564)	\$ (128)	\$ (106)	\$ (506)
Fair value of plan assets	\$ 3,580	\$ 3,805	\$ 3,733	\$ 28	\$ 19	\$ 382

The accumulated postretirement benefit obligation exceeds plan assets for all of our other postretirement benefit plans.

A-27

#### D. Expected cash flow

Information about the expected cash flow for the pension and other postretirement benefit plans is as follows:

(Millions of dollars)	U.S. Pension Benefits	Non-U.S. Pension Benefits	Other Postretirement Benefits
<b>Employer contributions:</b>			
2008 (expected)	\$ 310	\$ 100	\$ 380
<b>Expected benefit payments:</b>			
2008	\$ 720	\$ 110	\$ 380
2009	740	100	410
2010	760	100	420
2011	770	110	440
2012	780	110	460
2013-2017	3,960	680	2,440
Total	\$ 7,730	\$ 1,210	\$ 4,550

The above table reflects the total employer contributions and benefits expected to be paid from the plan or from company assets and does not include the participants' share of the cost. The expected benefit payments for our other postretirement benefits include payments for prescription drug benefits. Medicare Part D subsidy amounts expected to be received by the company which will offset other postretirement benefit payments are as follows:

(Millions of dollars)	2008	2009	2010	2011	2012	2013-2017	Total
Other postretirement benefits	\$ 20	\$ 30	\$ 30	\$ 30	\$ 30	\$ 190	\$ 330

#### E. Net periodic cost

(Millions of dollars)	U.S. Pension Benefits			Non-U.S. Pension Benefits			Other Postretirement Benefits		
	2007	2006	2005	2007	2006	2005	2007	2006	2005
<b>Components of net periodic benefit cost:</b>									
Service cost	\$ 187	\$ 160	\$ 150	\$ 80	\$ 67	\$ 58	\$ 101	\$ 95	\$ 86
Interest cost	595	575	555	139	111	109	295	302	294
Expected return on plan assets	(841)	(798)	(712)	(178)	(142)	(111)	(130)	(116)	(91)
Settlement loss	—	—	—	—	—	3	—	—	—
Termination benefits	—	—	—	1	1	—	—	—	—
Amortization of:									

Net asset existing at adoption of SFAS 87/106	—	—	—	1	1	1	2	2	2
Prior service cost/(credit) <sup>1</sup>	58	58	59	5	5	7	(36)	(33)	(29)
Net actuarial loss	214	232	197	56	56	50	79	113	85
Adjustment for subsidiary pension plan <sup>2</sup>	44	—	—	—	—	—	—	—	—
Total cost included in operating profit	257	\$ 227	\$ 249	104	\$ 99	\$ 117	311	\$ 363	\$ 347

#### Other changes in plan assets and benefit

##### obligations recognized in other

##### comprehensive income (pre-tax)

Current year actuarial (gain)/loss	(368)	N/A	N/A	(131)	N/A	N/A	(320)	N/A	N/A
Amortization of actuarial gain/(loss)	(214)	N/A	N/A	(56)	N/A	N/A	(79)	N/A	N/A
Current year prior service cost	—	N/A	N/A	1	N/A	N/A	2	N/A	N/A
Amortization of prior service (cost)/credit	(58)	N/A	N/A	(5)	N/A	N/A	36	N/A	N/A
Amortization of transition asset/(obligation)	—	N/A	N/A	(1)	N/A	N/A	(2)	N/A	N/A
Total recognized in other comprehensive income	(640)	N/A	N/A	(192)	N/A	N/A	(363)	N/A	N/A
Total recognized in net periodic cost and other comprehensive income	\$ (383)	N/A	N/A	\$ (88)	N/A	N/A	\$ (52)	N/A	N/A

#### Weighted-average assumptions

##### used to determine net cost:

Discount rate	5.5%	5.6%	5.9%	4.7%	4.6%	5.2%	5.5%	5.6%	5.8%
Expected return on plan assets <sup>3</sup>	9.0%	9.0%	9.0%	7.7%	7.5%	7.1%	9.0%	9.0%	9.0%
Rate of compensation increase	4.0%	4.0%	4.0%	4.0%	3.5%	3.5%	4.0%	4.0%	4.0%

<sup>1</sup> Prior service costs for both pension and other postretirement benefits are generally amortized using the straight-line method over the average remaining service period to the full retirement eligibility date of employees expected to receive benefits from the plan amendment. For other postretirement benefit plans in which all or almost all of the plan's participants are fully eligible for benefits under the plan, prior service costs are amortized using the straight-line method over the remaining life expectancy of those participants.

<sup>2</sup> 2007 charge to recognize previously unrecorded liabilities related to a subsidiary pension plan.

<sup>3</sup> The weighted-average rates for 2008 are 9.0% and 7.6% for U.S. and non-U.S. plans, respectively.

The assumed discount rate is used to discount future benefit obligations back to today's dollars. The U.S. discount rate is based on the Moody's Aa bond yield as of our measurement date, November 30, and represents the rate at which our benefit obligations could effectively be settled. To validate the discount rate, a detailed analysis of the individual plans' expected cash flows is made annually. This involves analyzing Caterpillar's projected cash flows against a high quality bond yield curve, calculated using a wide population of corporate Aa bonds. The modeled discount rate that results from matching the aggregate expected future cash flows from the Caterpillar benefit plans to the yield curve of high quality corporate bonds is consistent with the annualized Moody's Aa rate. A comprehensive process is also used to determine the assumed discount rate for our non-U.S. plans. This rate is sensitive to changes in interest rates. A decrease in the discount rate would increase our obligation and future expense.

Our U.S. expected long-term rate of return on plan assets is based on our estimate of long-term passive returns for equities and fixed income securities weighted by the allocation of our pension assets. Based on historical performance, we increase the passive returns due to our active management of the plan assets. To arrive at our expected long-term return, the amount added for active management was 1% for 2007, 2006 and 2005. A similar process is used to determine this rate for our non-U.S. plans.

The assumed health care trend rate represents the rate at which health care costs are assumed to increase. To calculate the 2007 benefit expense, we assumed an increase of 7.5% for 2007. We expect an increase of 7.9% during 2008. The

2007 and 2008 rates are assumed to decrease gradually to the ultimate health care trend rate of 5.0% in 2016. This rate represents 3.0% general inflation plus 2.0% additional health care inflation.

We determined that most of our U.S. retiree health care plans are at least actuarially equivalent to Medicare Part D and will qualify for the federal subsidy.

#### F. Other postemployment benefit plans

We offer long-term disability benefits, continued health care for disabled employees, survivor income benefit insurance and supplemental unemployment benefits to substantially all eligible U.S. employees.

#### G. Defined contribution plans

We have both U.S. and non-U.S. employee defined contribution plans to help employees save for retirement. Our U.S. 401(k) plan allows eligible employees to contribute a portion of their salary to the plan on a tax-deferred basis, and we provide a matching contribution equal to 100% of employee contributions to the plan up to 6% of their compensation. Various other U.S. and non-U.S. defined contribution plans allow eligible employees to contribute a portion of their salary to the plans, and in some cases, we provide a matching contribution to the funds.

Total company costs related to U.S. and non-U.S. defined contribution plans were the following:

(Millions of dollars)	2007	2006	2005
U.S. plans	\$ 172	\$ 157	\$ 135
Non-U.S. plans	30	23	18
	<b>\$ 202</b>	<b>\$ 180</b>	<b>\$ 153</b>

#### H. Summary of long-term liability:

(Millions of dollars)	December 31,		
	2007	2006	2005
Pensions:			
U.S. pensions	\$ 688	\$ 1,076	\$ 760
Non-U.S. pensions	236	411	92
Total pensions	924	1,487	852
Postretirement benefits other than pensions	3,820	4,119	2,063
Other postemployment benefits	72	73	76
Defined contribution	243	200	170
	<b>\$ 5,059</b>	<b>\$ 5,879</b>	<b>\$ 3,161</b>

#### 15. Short-term borrowings

(Millions of dollars)	December 31,		
	2007	2006	2005
Machinery and Engines:			
Notes payable to banks	\$ 187	\$ 77	\$ 543
Commercial paper	—	88	328
	<b>187</b>	<b>165</b>	<b>871</b>
Financial Products:			
Notes payable to banks	550	251	257
Commercial paper	4,032	4,149	3,936
Demand notes	699	590	505

	5,281	4,990	4,698
Total short-term borrowings	\$ 5,468	\$ 5,155	\$ 5,569

The weighted-average interest rates on short-term borrowings outstanding were:

	December 31,		
	2007	2006	2005
Notes payable to banks	7.0%	6.2%	5.4%
Commercial paper	4.3%	4.5%	3.4%
Demand notes	5.1%	5.4%	4.2%

Please refer to Note 19 and Table IV for fair value information on short-term borrowings.

## 16. Long-term debt

(Millions of dollars)	December 31,		
	2007	2006	2005
Machinery and Engines:			
Notes—6.550% due 2011	\$ 250	\$ 250	\$ 250
Notes—5.700% due 2016	510	500	—
Debentures—7.250% due 2009	305	307	310
Debentures—9.375% due 2011	123	123	123
Debentures—9.375% due 2021	120	120	120
Debentures—8.000% due 2023	82	82	82
Debentures—6.625% due 2028	299	299	299
Debentures—7.300% due 2031	348	348	348
Debentures—5.300% due 2035	202	201	200
Debentures—6.050% due 2036	748	747	—
Debentures—6.950% due 2042	249	249	249
Debentures—7.375% due 2097	297	297	297
Capital lease obligations	68	72	66
Deposit obligations	—	—	231
Other	38	99	142
Total Machinery and Engines	3,639	3,694	2,717
Financial Products:			
Commercial paper	903	408	299
Medium-term notes	12,678	12,857	12,187
Deposit obligations	232	232	232
Other	377	489	242
Total Financial Products	14,190	13,986	12,960
Total long-term debt due after one year	\$ 17,829	\$ 17,680	\$ 15,677

All outstanding notes and debentures are unsecured. The deposit obligations have corresponding security deposits that relate to two finance arrangements, which provide us a return. These finance arrangements require that we commit to certain long-term obligations and provide security deposits, which will fulfill these obligations when they become due. The security deposits associated with the outstanding deposit obligations for Financial Products are included in "Other assets" in Statement 2. At December 31, 2006, the Machinery and Engines deposit obligations are included in "Long-term debt due within one year", and the corresponding security deposit is included in "Prepaid expenses and other current assets" in Statement 2. During the fourth quarter of 2007, the Machinery and Engines finance arrangement was terminated, the security deposit was converted to cash and the corresponding debt obligation was paid.



On August 8, 2006, Caterpillar Inc. issued \$500 million of 5.70% notes due in 2016 and \$750 million of 6.05% debentures due in 2036.

On September 13, 2005, \$116 million of 9.375% debentures due in 2021 and \$117 million of 8.00% debentures due in 2023 were exchanged for \$307 million of 5.30% debentures due in 2035 and \$23 million of cash. At December 31, 2007, the book value of the 5.30% debentures due in 2035 was \$202 million with an effective yield to maturity of 8.55%.

We may redeem the 6.55% and 5.70% notes and the 7.25%, 6.625%, 7.30%, 5.30%, 6.05%, 6.95% and 7.375% debentures in whole or in part at our option at any time at a redemption price equal to the greater of 100% of the principal amount of the debentures to be redeemed or the sum of the present value of the remaining scheduled payments.

The terms of other notes and debentures do not specify a redemption option prior to maturity.

Based on medium-term note issuances subsequent to year end, \$903 million, \$408 million and \$299 million of commercial paper outstanding at December 31, 2007, 2006 and 2005, respectively, was classified as long-term debt due after one year.

Medium-term notes are offered by prospectus and are issued through agents at fixed and floating rates. These notes have a weighted average interest rate of 4.7% with remaining maturities up to 20 years at December 31, 2007.

The aggregate amounts of maturities of long-term debt during each of the years 2008 through 2012, including amounts due within one year and classified as current, are:

(Millions of dollars)	December 31,				
	2008	2009	2010	2011	2012
Machinery and Engines	\$ 180	\$ 317	\$ 3	\$ 376	\$ 3
Financial Products	4,952	4,815	2,961	686	1,515
	\$ 5,132	\$ 5,132	\$ 2,964	\$ 1,062	\$ 1,518

The above table includes \$1,469 million of medium-term notes that can be called at par.

Interest paid on short-term and long-term borrowings for 2007, 2006 and 2005 was \$1,418 million, \$1,256 million and \$1,030 million, respectively.

Please refer to Note 19 and Table IV for fair value information on long-term debt.

## 17. Credit commitments

(Millions of dollars)	December 31, 2007		
	Consolidated	Machinery and Engines	Financial Products
Credit lines available:			
Global credit facilities	\$ 6,550 <sup>1</sup>	\$ 1,000 <sup>1</sup>	\$ 5,550 <sup>1</sup>
Other external	3,470	1,293	2,177
Total credit lines available	10,020	2,293	7,727
Less: Global credit facilities supporting commercial paper	(4,935)	—	(4,935)
Less: Utilized credit	(1,315)	(155)	(1,160)
Available credit	\$ 3,770	\$ 2,138	\$ 1,632

<sup>1</sup> We have three global credit facilities with a syndicate of banks totaling \$6.55 billion available in the aggregate to both Machinery and Engines and Financial Products to support commercial paper programs. Based on management's allocation decision, which can be revised at anytime, the portion

of the credit facilities allocated to Cat Financial was \$5.55 billion at December 31, 2007. During 2007, the five-year facility of \$1.62 billion, which was scheduled to expire in September 2010, was extended and will expire September 2012. The five-year facility of \$2.98 billion has not changed and will expire September 2011. The 364-day facility was increased from \$1.85 billion to \$1.95 billion and will expire in September 2008. The facility expiring in September 2008 has a provision that allows Caterpillar or Cat Financial to obtain a one-year loan in September 2008 that would mature in September 2009. At December 31, 2007, there were no borrowings under these lines.

## 18. Profit per share

### Computations of profit per share:

(Dollars in millions except per share data)	2007	2006	2005
Profit for the period (A)	\$ 3,541	\$ 3,537	\$ 2,854
Determination of shares (in millions):			
Weighted average number of common shares outstanding (B)	638.2	658.7	678.4
Shares issuable on exercise of stock awards, net of shares assumed to be purchased out of proceeds at average market price	21.3	25.1	27.4
Average common shares outstanding for fully diluted computation (C)	659.5	683.8	705.8
Profit per share of common stock:			
Assuming no dilution (A/B)	\$ 5.55	\$ 5.37	\$ 4.21
Assuming full dilution (A/C)	\$ 5.37	\$ 5.17	\$ 4.04
Shares outstanding as of December 31 (in millions)	624.0	645.8	670.9

SARs and stock options to purchase 543,971 and 9,626,940 common shares were outstanding in 2007 and 2006, respectively, but were not included in the computation of diluted earnings per share because the effect would have been antidilutive. There were no antidilutive stock options outstanding at December 31, 2005.

On June 8, 2005, Caterpillar's Board of Directors approved a 2-for-1 stock split in the form of a 100 percent stock dividend. The stock split shares were distributed on July 13, 2005 to stockholders of record at the close of business on June 22, 2005. Capital accounts, share data and profit per share data reflect the stock split, applied retroactively, to all periods presented.

## 19. Fair values of financial instruments

We used the following methods and assumptions to estimate the fair value of our financial instruments:

**Cash and short-term investments**—carrying amount approximated fair value.

**Long-term investments (other than investments in unconsolidated affiliated companies)**—fair value for available-for-sale securities was estimated based on quoted market prices. Fair value for security deposits approximated carrying value.

A-30

**Foreign currency forward and option contracts**—fair value of forward contracts was determined by discounting the future cash flow resulting from the differential between the contract price and the forward rate. Fair value of option contracts was determined by using the Black-Scholes model.

**Finance receivables**—fair value was estimated by discounting the future cash flow using current rates, representative of receivables with similar remaining maturities. Historical bad debt experience also was considered.

**Wholesale inventory receivables**—fair value was estimated by discounting the future cash flow using current rates, representative of receivables with similar remaining maturities.

**Short-term borrowings**—carrying amount approximated fair value.

**Long-term debt**—for Machinery and Engines notes and debentures, fair value was estimated based on quoted market prices. For Financial Products, fair value was estimated by discounting the future cash flow using our current borrowing rates for similar types and maturities of debt, except for floating rate notes and commercial paper supported by long-term credit agreements for which the carrying amounts were considered a reasonable estimate of fair value. For deposit obligations carrying value approximated fair value.

**Interest rate swaps**—fair value was estimated based on the amount that we would receive or pay to terminate our agreements as of year-end.

**Guarantees**—fair value is estimated based on the premium we would require to issue the same guarantee in a stand alone arm's-length transaction with an unrelated party.

Please refer to Table IV in Note 19 for the fair values of our financial instruments.

**TABLE IV—Fair Values of Financial Instruments**

(Millions of dollars)	2007		2006		2005		Reference
	Carrying Amount	Fair Value	Carrying Amount	Fair Value	Carrying Amount	Fair Value	
Asset (liability) at December 31							
Cash and short-term investments	\$ 1,122	\$ 1,122	\$ 530	\$ 530	\$ 1,108	\$ 1,108	Statement 2
Long-term investments	1,519	1,519	1,296	1,296	1,356	1,356	Notes 13 and 20
Foreign currency contracts	35	35	56	56	(1)	(1)	Note 20
Finance receivables							
—net (excluding tax leases) <sup>(1)</sup>	18,729	18,707	16,469	16,468	15,214	15,210	Note 8
Wholesale inventory receivables							
—net (excluding tax leases) <sup>(1)</sup>	1,131	1,101	1,027	992	1,089	1,085	Note 7
Short-term borrowings	(5,468)	(5,468)	(5,155)	(5,155)	(5,569)	(5,569)	Note 15
Long-term debt (including amounts due within one year)							
Machinery and Engines	(3,819)	(4,118)	(4,112)	(4,397)	(3,057)	(3,465)	Note 16
Financial Products	(19,142)	(19,287)	(18,029)	(17,911)	(17,119)	(17,176)	Note 16
Interest rate swaps							
Machinery and Engines—							
in a net receivable position	28	28	2	2	—	—	Note 3
Financial Products—							
in a net receivable position	75	75	52	52	94	94	Note 3
in a net payable position	(46)	(46)	(99)	(99)	(114)	(114)	Note 3
Guarantees	(12)	(12)	(10)	(10)	(9)	(10)	Note 22

<sup>1</sup> Total excluded items have a net carrying value at December 31, 2007, 2006 and 2005 of \$2,601 million, \$2,050 million and \$1,719 million, respectively.

## 20. Concentration of credit risk

Financial instruments with potential credit risk consist primarily of trade and finance receivables and short-term and long-term investments. Additionally, to a lesser extent, we have a potential credit risk associated with counterparties to derivative contracts.

Trade receivables are primarily short-term receivables from independently owned and operated dealers and customers which arise in the normal course of business. We perform regular credit evaluations of our dealers and customers. Collateral generally is not required, and the majority of our trade receivables are unsecured. We do, however, when deemed necessary, make use of various devices such as security agreements and letters of credit to protect our interests. No single dealer or customer represents a significant concentration of credit risk.

Finance receivables and wholesale inventory receivables primarily represent receivables under installment sales contracts, receivables arising from leasing transactions and notes receivable. We generally maintain a secured interest in the equipment financed. No single customer or dealer represents a significant concentration of credit risk.

Short-term and long-term investments are held with high quality institutions and, by policy, the amount of credit exposure to any one institution is limited. Long-term investments, included in "Other assets" in Statement 2, are comprised primarily of investments which collateralize deposit obligations and investments of Cat Insurance supporting insurance reserve requirements.

For derivatives contracts, collateral is generally not required of the counterparties or of our company. We do not anticipate nonperformance by any of the counterparties. Our exposure to credit loss in the event of nonperformance by the counterparties is limited to only those gains that we have recorded, but have not yet received cash payment. At December 31, 2007, 2006 and 2005, the exposure to credit loss was \$204 million, \$149 million and \$141 million, respectively.

Please refer to Note 19 and Table IV above for fair value information.

## 21. Operating leases

We lease certain computer and communications equipment, transportation equipment and other property through operating leases. Total rental expense for operating leases was \$362 million, \$319 million and \$257 million for 2007, 2006 and 2005, respectively.

Minimum payments for operating leases having initial or remaining non-cancelable terms in excess of one year are:

Years ended December 31, (Millions of dollars)						
2008	2009	2010	2011	2012	After 2012	Total
\$ 248	\$ 186	\$ 155	\$ 119	\$ 95	\$ 441	\$ 1,244

## 22. Guarantees and product warranty

We have guaranteed to repurchase loans of certain Caterpillar dealers from third party lenders in the event of default. These guarantees arose in conjunction with Cat Financial's relationship with third party dealers who sell Caterpillar equipment. These guarantees generally have one-year terms and are secured, primarily by dealer assets. Additionally, we have provided an indemnity to a third party insurance company for potential losses related to performance bonds issued on behalf of Caterpillar dealers. The bonds are issued to insure governmental agencies against nonperformance by certain Caterpillar dealers.

We provide loan guarantees to third party lenders for financing associated with machinery purchased by customers. The loan guarantees are for the remote chance that the customers will become insolvent. These guarantees have varying terms and are secured by the machinery.

Cat Financial has provided a limited indemnity to a third party bank for \$30 million resulting from the assignment of certain leases to that bank. The indemnity is for the remote chance that the insurers of these leases would become insolvent. The indemnity expires December 15, 2012 and is unsecured.

No loss has been experienced or is anticipated under any of these guarantees. At December 31, 2007, 2006 and 2005, the related liability was \$12 million, \$10 million and \$9 million, respectively. The maximum potential amount of future payments (undiscounted and without reduction for any amounts that may possibly be recovered under recourse or collateralized provisions) we could be required to make under the guarantees at December 31 are as follows:

(Millions of dollars)	2007	2006	2005
Guarantees with Caterpillar dealers	\$ 363	\$ 527	\$ 520
Guarantees with customers	53	48	64
Limited indemnity	30	35	40
Guarantees—other	39	21	16
<b>Total guarantees</b>	<b>\$ 485</b>	<b>\$ 631</b>	<b>\$ 640</b>

Cat Financial is party to agreements in the normal course of business with selected customers and Caterpillar dealers in which we commit to provide a set dollar amount of financing on a pre-approved basis. We also provide lines of credit to selected customers and Caterpillar dealers, of which a portion remains unused as of the end of the period. Commitments and lines of credit generally have fixed expiration dates or other termination clauses. It has been our experience that not all commitments and lines of credit will be used. Management applies the same credit policies when making commitments and granting lines of credit as it does for any other financing. We do not require collateral for these commitments/lines, but if credit is extended, collateral may be required upon funding. The amount of the unused commitments and lines of credit for dealers as of December 31, 2007, 2006 and 2005 was \$8,249 million, \$6,519 million and \$4,669 million, respectively. The amount of the unused commitments and lines of credit for customers as of December 31, 2007, 2006 and 2005 was \$3,001 million, \$2,279 million and \$1,972 million, respectively.

Our product warranty liability is determined by applying historical claim rate experience to the current field population and dealer inventory. Generally, historical claim rates are based on actual warranty experience for each product by machine model/engine size. Specific rates are developed for each product build month and are updated monthly based on actual warranty claim experience.

(Millions of dollars)	2007	2006	2005
Warranty liability, January 1	\$ 953	\$ 879	\$ 785
Reduction in liability (payments)	(906)	(745)	(712)
Increase in liability (new warranties)	998	819	806
<b>Warranty liability, December 31</b>	<b>\$ 1,045</b>	<b>\$ 953</b>	<b>\$ 879</b>

## 23. Environmental and legal matters

The company is regulated by federal, state and international environmental laws governing our use, transport and disposal of substances and control of emissions. In addition to governing our manufacturing and other operations, these laws often impact the development of our products, including, but not limited to, required compliance with air emissions standards applicable to internal combustion engines. Compliance with these existing laws has not had a material impact on our capital expenditures, earnings or global competitive position.

We are engaged in remedial activities at a number of locations, often with other companies, pursuant to federal and state laws. When it is reasonably probable we will pay remedial costs at a site, and those costs can be reasonably estimated, the costs are charged against our earnings. In formulating that estimate, we do not consider amounts expected to be recovered from insurance companies or others. The amount recorded for environmental remediation is not material and is included in "Accrued Expenses" in Statement 2.

We cannot reasonably estimate costs at sites in the very early stages of remediation. Currently, we have a few sites in the very early stages of remediation, and there is no more than a remote chance that a material amount for remedial activities at any individual site, or at all sites in the aggregate, will be required.

We have disclosed certain individual legal proceedings in this filing. Additionally, we are involved in other unresolved legal actions that arise in the normal course of business. The most prevalent of these unresolved actions involve disputes related to product design, manufacture and performance liability (including claimed asbestos and welding fumes exposure), contracts, employment issues or intellectual property rights. Although it is not possible to predict with certainty the outcome of these unresolved legal actions, we believe that these actions will not individually or in the aggregate have a material adverse effect on our consolidated financial position, liquidity or results of operations.

On May 14, 2007, the U.S. Environmental Protection Agency (EPA) issued a Notice of Violation to Caterpillar Inc., alleging various violations of Clean Air Act Sections 203, 206 and 207. EPA claims that Caterpillar violated such sections by shipping engines and catalytic converter after-treatment devices separately, introducing into commerce a number of uncertified and/or mis-built engines, and failing to timely report emissions-related defects. Caterpillar is currently engaging in negotiations with EPA to resolve these issues, but it is too early in the process to place precise estimates on the potential exposure to penalties. However, Caterpillar is cooperating with EPA and, based upon initial discussions, and although penalties could potentially exceed \$100 thousand, management does not believe that this issue will have a material adverse impact on our consolidated financial position.

On September 29, 2004, Kruse Technology Partnership (Kruse) filed a lawsuit against Caterpillar in the United States District Court for the Central District of California alleging that certain Caterpillar engines built from October 2002 to the present infringe upon certain claims of three of Kruse's patents on engine fuel injection timing and combustion strategies. Kruse seeks monetary damages, injunctive relief and a finding that the alleged infringement by Caterpillar was willful. Caterpillar denies Kruse's allegations, believes they are without merit and filed a counterclaim seeking a declaration from the court that Caterpillar is not infringing upon Kruse's patents and that the patents are invalid and unenforceable. The counterclaim filed by Caterpillar is pending, and no trial date is currently scheduled. In the opinion of management, the ultimate disposition of this matter will not have a material adverse effect on our consolidated financial position, liquidity or results of operations.

## **24. Segment information**

---

### **A. Basis for segment information**

Caterpillar is organized based on a decentralized structure that has established accountabilities to continually improve business focus and increase our ability to react quickly to changes in both the global business cycle and competitors' actions. Our current structure uses a product, geographic matrix organization comprised of multiple profit center and service center divisions.

Caterpillar is a highly integrated company. The majority of our profit centers are product focused. They are primarily responsible for the design, manufacture and/or ongoing support of their products. Some of these product focused profit centers also have marketing responsibilities. In addition, we have geographically-based profit centers that are focused primarily on marketing. One of these profit centers also has some manufacturing responsibilities. One of our profit centers provides various financial services to our customers and dealers. The service center divisions perform corporate functions and provide centralized services.

In the first quarter of 2007, four new profit centers were formed from restructuring the Construction and Mining Products reportable segment (which was the aggregation of three profit centers, Mining and Construction Equipment Division, Track-Type Tractor Division and Wheel Loaders and Excavators Division) and EAME Product Development and Operations Division (included in the "All Other" category). Two of the new profit centers, the Infrastructure Product Development Division and Heavy Construction and Mining Division are primarily responsible for medium and large machine product management and development while the newly formed U.S. Operations Division and the EAME Operations Division are primarily responsible for medium and large machine manufacturing in their respective geographic regions. Heavy Construction and Mining Division is a reportable segment and the remaining three new divisions are included in the "All Other" category. The segment information for 2006 and 2005 has been reclassified to conform to the 2007 presentation.

We have developed an internal measurement system to evaluate performance and to drive continuous improvement. This measurement system, which is not based on generally accepted accounting principles (GAAP), is intended to motivate desired behavior of employees and drive performance. It is not intended to measure a division's contribution to enterprise results. The sales and cost information used for internal purposes varies significantly from our consolidated externally reported information, resulting in substantial reconciling items. Each division has specific performance targets and is evaluated and compensated based on achieving those targets. Performance targets differ from division to division; therefore, meaningful comparisons cannot be made among the profit or service center divisions. It is the comparison of actual results



to budgeted results that makes our internal reporting valuable to management. Consequently, we feel that the financial information required by Statement of Financial Accounting Standards No. 131 (SFAS 131), "Disclosures about Segments of an Enterprise and Related Information" has limited value for our external readers.

Due to Caterpillar's high level of integration and our concern that segment disclosures based on SFAS 131 requirements have limited value to external readers, we are continuing to disclose financial results for our three principal lines of business (Machinery, Engines and Financial Products) in our Management's Discussion and Analysis beginning on page A-41.

## B. Description of segments

The profit center divisions meet the SFAS 131 definition of "operating segments;" however, the service center divisions do not. The following is a brief description of our nine reportable segments and the business activities included in the "All Other" category.

**Asia/Pacific Marketing:** Primarily responsible for marketing machinery through dealers in Australia, Asia (excluding Japan) and the Pacific Rim.

**Heavy Construction & Mining:** Primarily responsible for product management, development and support of medium and large track-type tractors, mining trucks, quarry and aggregate trucks, large wheel loaders, wheel tractor scrapers and track loaders.

---

A-33

---

**EAME Marketing:** Primarily responsible for marketing machinery through dealers in Europe, Africa, the Middle East and the Commonwealth of Independent States.

**Electric Power:** Primarily responsible for the design, manufacture and ongoing support of natural gas and diesel powered generator sets as well as integrated systems used in the electric power generation industry. Also includes marketing through dealers worldwide.

**Financing & Insurance Services:** Provides financing to customers and dealers for the purchase and lease of Caterpillar and other equipment, as well as some financing for Caterpillar sales to dealers. Financing plans include operating and finance leases, installment sale contracts, working capital loans and wholesale financing plans. The division also provides various forms of insurance to customers and dealers to help support the purchase and lease of our equipment.

**Large Power Products:** Primarily responsible for the design, manufacture and ongoing support of C7 and larger reciprocating engines. These engines are used in various industries and applications including on-highway truck, electric power, industrial/rail, marine, petroleum and Caterpillar machinery.

**Latin America:** Primarily responsible for marketing machinery and engines through dealers in Latin America. Also includes the manufacturing of machinery and components used in a variety of construction and mining applications.

**North America Marketing:** Primarily responsible for marketing machinery through dealers in the United States and Canada.

**Power Systems & OEM Solutions:** Primarily responsible for marketing and ongoing support of reciprocating engines sold into on-highway truck, marine and petroleum applications, and integrated component solutions to external original equipment manufacturers.

**All other:** Primarily includes activities such as: service support and parts distribution to Caterpillar dealers worldwide; logistics services for Caterpillar and other companies; remanufacturing of Caterpillar engines and components and remanufacturing services for other companies; design, manufacture and ongoing support for reciprocating engines used in industrial applications; design, manufacture, marketing and ongoing support of turbines; regional manufacturing of construction and mining machinery and components in North America, Europe, Asia and Australia; design, manufacture and ongoing support of building construction, paving and forestry machinery and related components and control systems; and the design, manufacture, remanufacture, maintenance and services of rail-related products and services.

## C. Segment measurement and reconciliations

Please refer to Table V on pages A-35 to A-37 for financial information regarding our segments. There are several accounting differences between our segment reporting and our external reporting. Our segments are measured on an accountable basis; therefore, only those items for which divisional management is directly responsible are included in the determination of segment profit/(loss) and assets. In 2006, we began charging business segments certain costs that previously were reconciling items. No individual segment was materially impacted as a result of the changes. In addition, we made several organizational changes that impacted our segment reporting. The information for 2006 and 2005 has been reclassified to conform to the 2007 presentation.

The following is a list of the more significant accounting differences:

- Generally, liabilities are managed at the corporate level and are not included in segment operations. Segment accountable assets generally include inventories, receivables and property, plant and equipment.
- We account for intersegment transfers using a system of market-based prices. With minor exceptions, each of the profit centers either sells or purchases virtually all of its products to or from other profit centers within the company. Our high level of integration results in our internally reported sales being approximately double that of our consolidated, externally reported sales.
- Segment inventories and cost of sales are valued using a current cost methodology.
- Postretirement benefit expenses are split; segments are generally responsible for service and prior services costs, with the remaining elements of net periodic benefit cost included as a methodology difference.
- Interest expense is imputed (i.e., charged) to profit centers based on their level of accountable assets.
- Accountable profit is determined on a pretax basis.

Reconciling items are created based on accounting differences between segment reporting and our consolidated, external reporting. Please refer to Table V on pages A-35 to A-37 for financial information regarding significant reconciling items. Most of our reconciling items are self-explanatory given the above explanations of accounting differences. However, for the reconciliation of profit, we have grouped the reconciling items as follows:

- **Corporate costs:** Certain corporate costs are not charged to our segments. These costs are related to corporate requirements and strategies that are considered to be for the benefit of the entire organization.
- **Timing:** Timing differences in the recognition of costs between segment reporting and consolidated external reporting.
- **Methodology differences:** See previous discussion of significant accounting differences between segment reporting and consolidated external reporting.

A-34

**TABLE V—Segment Information**  
(Millions of dollars)

### Business Segments:

	Machinery and Engines											Total	
	Asia/Pacific			Heavy Construction & Mining			EAME			Power			Financing & Insurance
	Marketing	& Mining	Marketing	Power	Products	America	Marketing	Solutions	Other	Total Machines & Engines			
2007													
External sales and revenues	\$ 3,396	\$ (68)	\$ 7,516	\$ 3,190	\$ (350)	\$ 3,530	\$ 9,571	\$ 4,966	\$ 9,932	\$ 41,683	\$ 3,670	\$ 45,353	
Inter-segment sales and revenues	—	8,090	2	304	8,233	1,933	188	105	31,140	49,995	4	49,999	

Total sales and revenues	\$ 3,396	\$ 8,022	\$ 7,518	\$ 3,494	\$ 7,883	\$ 5,463	\$ 9,759	\$ 5,071	\$ 41,072	\$ 91,678	\$ 3,674	\$ 95,352
Depreciation and amortization	\$ 3	\$ 3	\$ 1	\$ 23	\$ 188	\$ 46	\$ 1	\$ 9	\$ 681	\$ 955	\$ 673	\$ 1,628
Imputed interest expense	\$ 9	\$ 1	\$ 11	\$ 22	\$ 63	\$ 31	\$ (4)	\$ 5	\$ 382	\$ 520	\$ 1,147	\$ 1,667
Accountable profit (loss)	\$ 116	\$ 1,039	\$ 240	\$ 328	\$ 522	\$ 260	\$ 8	\$ 64	\$ 3,030	\$ 5,607	\$ 776	\$ 6,383
Accountable assets at												
December 31	\$ 429	\$ 52	\$ 306	\$ 765	\$ 2,072	\$ 1,165	\$ (195)	\$ 81	\$ 13,495	\$ 18,170	\$ 30,571	\$ 48,741
Capital expenditures	\$ 8	\$ —	\$ 1	\$ 34	\$ 255	\$ 85	\$ —	\$ 3	\$ 1,076	\$ 1,462	\$ 1,367	\$ 2,829

#### 2006

External sales and revenues	\$ 2,679	\$ (63)	\$ 5,282	\$ 2,664	\$ (265)	\$ 2,796	\$ 11,826	\$ 5,840	\$ 7,852	\$ 38,611	\$ 3,359	\$ 41,970
Inter-segment sales and revenues	(1)	7,362	5	238	8,571	1,864	317	93	29,408	47,857	1	47,858
Total sales and revenues	\$ 2,678	\$ 7,299	\$ 5,287	\$ 2,902	\$ 8,306	\$ 4,660	\$ 12,143	\$ 5,933	\$ 37,260	\$ 86,468	\$ 3,360	\$ 89,828
Depreciation and amortization	\$ 2	\$ —	\$ 1	\$ 22	\$ 162	\$ 46	\$ 1	\$ 9	\$ 562	\$ 805	\$ 642	\$ 1,447
Imputed interest expense	\$ 8	\$ 1	\$ 6	\$ 19	\$ 53	\$ 29	\$ 4	\$ 4	\$ 333	\$ 457	\$ 1,044	\$ 1,501
Accountable profit (loss)	\$ 81	\$ 1,041	\$ 170	\$ 178	\$ 747	\$ 317	\$ 370	\$ 161	\$ 2,903	\$ 5,968	\$ 716	\$ 6,684
Accountable assets at												
December 31	\$ 352	\$ 28	\$ 285	\$ 702	\$ 2,022	\$ 941	\$ (196)	\$ 207	\$ 12,160	\$ 16,501	\$ 28,406	\$ 44,907
Capital expenditures	\$ 3	\$ 1	\$ 1	\$ 39	\$ 277	\$ 56	\$ 5	\$ 4	\$ 898	\$ 1,284	\$ 1,153	\$ 2,437

#### 2005

External sales and revenues	\$ 2,460	\$ (48)	\$ 4,397	\$ 2,277	\$ (269)	\$ 2,275	\$ 11,011	\$ 4,916	\$ 6,790	\$ 33,809	\$ 2,867	\$ 36,676
Inter-segment sales and revenues	3	6,462	5	188	7,333	1,671	385	82	25,948	42,077	1	42,078
Total sales and revenues	\$ 2,463	\$ 6,414	\$ 4,402	\$ 2,465	\$ 7,064	\$ 3,946	\$ 11,396	\$ 4,998	\$ 32,738	\$ 75,886	\$ 2,868	\$ 78,754
Depreciation and amortization	\$ 2	\$ 1	\$ 1	\$ 19	\$ 153	\$ 44	\$ 2	\$ 8	\$ 465	\$ 695	\$ 646	\$ 1,341
Imputed interest expense	\$ 7	\$ —	\$ 4	\$ 18	\$ 48	\$ 26	\$ 4	\$ 4	\$ 296	\$ 407	\$ 798	\$ 1,205
Accountable profit (loss)	\$ 95	\$ 768	\$ 72	\$ 108	\$ 483	\$ 203	\$ 281	\$ 122	\$ 2,512	\$ 4,644	\$ 564	\$ 5,208
Accountable assets at												
December 31	\$ 258	\$ 23	\$ 93	\$ 614	\$ 1,657	\$ 878	\$ 31	\$ 105	\$ 10,289	\$ 13,948	\$ 26,815	\$ 40,763
Capital expenditures	\$ 2	\$ —	\$ 1	\$ 27	\$ 186	\$ 51	\$ 5	\$ 6	\$ 701	\$ 979	\$ 1,307	\$ 2,286

### Reconciliations:

	Machinery and Engines	Financing & Insurance Services	Consolidating Adjustments	Consolidated Total
<b>Sales &amp; Revenues</b>				
<b>2007</b>				
Total external sales and revenues from business segments	\$ 41,683	\$ 3,670	\$ —	\$ 45,353
Other	279	(274)	(400) <sup>1</sup>	(395)
Total sales and revenues	\$ 41,962	\$ 3,396	\$ (400)	\$ 44,958
<b>2006</b>				
Total external sales and revenues from business segments	\$ 38,611	\$ 3,359	\$ —	\$ 41,970
Other	258	(245)	(466) <sup>1</sup>	(453)
Total sales and revenues	\$ 38,869	\$ 3,114	\$ (466)	\$ 41,517
<b>2005</b>				
Total external sales and revenues from business segments	\$ 33,809	\$ 2,867	\$ —	\$ 36,676
Other	197	(217)	(317) <sup>1</sup>	(337)
Total sales and revenues	\$ 34,006	\$ 2,650	\$ (317)	\$ 36,339

<sup>1</sup> Elimination of Financial Products revenues from Machinery and Engines.

### Reconciliations:

	<b>Machinery and Engines</b>	<b>Financing &amp; Insurance Services</b>	<b>Consolidated Total</b>
<b>Profit before taxes</b>			
<b>2007</b>			
Total accountable profit from business segments	\$ 5,607	\$ 776	\$ 6,383
Corporate costs	(1,015)	—	(1,015)
Timing	37	—	37
Methodology differences:			
Inventory/cost of sales	(84)	—	(84)
Postretirement benefit expense	(225)	—	(225)
Financing costs	(13)	—	(13)
Equity in profit of unconsolidated affiliated companies	(69)	(4)	(73)
Currency	50	—	50
Other methodology differences	(15)	(5)	(20)
Other	(87)	—	(87)
Total profit before taxes	<u>\$ 4,186</u>	<u>\$ 767</u>	<u>\$ 4,953</u>

<b>2006</b>			
Total accountable profit from business segments	\$ 5,968	\$ 716	\$ 6,684
Corporate costs	(924)	—	(924)
Timing	(123)	—	(123)
Methodology differences:			
Inventory/cost of sales	(42)	—	(42)
Postretirement benefit expense	(331)	—	(331)
Financing costs	(131)	—	(131)
Equity in profit of unconsolidated affiliated companies	(79)	(2)	(81)
Currency	15	—	15
Legal disputes	(77)	—	(77)
Other methodology differences	(64)	31	(33)
Other	(96)	—	(96)
Total profit before taxes	<u>\$ 4,116</u>	<u>\$ 745</u>	<u>\$ 4,861</u>

<b>2005</b>			
Total accountable profit from business segments	\$ 4,644	\$ 564	\$ 5,208
Corporate costs	(729)	—	(729)
Timing	(60)	—	(60)
Methodology differences:			
Inventory/cost of sales	14	—	14
Postretirement benefit expense	(386)	—	(386)
Financing costs	(14)	—	(14)
Equity in profit of unconsolidated affiliated companies	(64)	(9)	(73)
Currency	(21)	—	(21)
Other methodology differences	(18)	25	7
Other	(45)	—	(45)
Total profit before taxes	<u>\$ 3,321</u>	<u>\$ 580</u>	<u>\$ 3,901</u>

### Reconciliations:

	<b>Machinery and Engines</b>	<b>Financing &amp; Insurance Services</b>	<b>Consolidating Adjustments</b>	<b>Consolidated Total</b>
<b>Assets</b>				
<b>2007</b>				
Total accountable assets from business segments	\$ 18,170	\$ 30,571	\$ —	\$ 48,741
Items not included in segment assets:				
Cash and short-term investments	862	260	—	1,122

Intercompany receivables	366	113	(479)	—
Trade and other receivables	251	—	—	251
Investments in unconsolidated affiliated companies	461	—	(24)	437
Investment in Financial Products	3,948	—	(3,948)	—
Deferred income taxes and prepaids	2,701	138	(339)	2,500
Intangible assets and other assets	1,210	63	—	1,273
Service center assets	1,018	—	—	1,018
Liabilities included in segment assets	3,271	20	—	3,291
Inventory methodology differences	(2,501)	—	—	(2,501)
Other	295	(295)	—	—
Total assets	<u>\$ 30,052</u>	<u>\$ 30,870</u>	<u>\$ (4,790)</u>	<u>\$ 56,132</u>

A-36

### Reconciliations:

<b>Assets</b>	<b>Machinery and Engines</b>	<b>Financing &amp; Insurance Services</b>	<b>Consolidating Adjustments</b>	<b>Consolidated Total</b>
2006				
Total accountable assets from business segments	\$ 16,501	\$ 28,406	\$ —	\$ 44,907
Items not included in segment assets:				
Cash and short-term investments	319	211	—	530
Intercompany receivables	205	85	(290)	—
Trade and other receivables	281	—	—	281
Investments in unconsolidated affiliated companies	439	—	(9)	430
Investment in Financial Products	3,513	—	(3,513)	—
Deferred income taxes and prepaids	3,167	116	(327)	2,956
Intangible assets and other assets	1,283	(1)	—	1,282
Service center assets	990	—	—	990
Liabilities included in segment assets	2,337	21	—	2,358
Inventory methodology differences	(2,290)	—	—	(2,290)
Other	250	(245)	—	5
Total assets	<u>\$ 26,995</u>	<u>\$ 28,593</u>	<u>\$ (4,139)</u>	<u>\$ 51,449</u>

2005

Total accountable assets from business segments	\$ 13,948	\$ 26,815	\$ —	\$ 40,763
Items not included in segment assets:				
Cash and short-term investments	951	157	—	1,108
Intercompany receivables	310	67	(377)	—
Trade and other receivables	135	—	—	135
Investments in unconsolidated affiliated companies	407	—	—	407
Investment in Financial Products	3,253	—	(3,253)	—
Deferred income taxes and prepaids	3,282	100	(340)	3,042
Intangible assets and other assets	1,692	—	—	1,692
Service center assets	894	—	—	894
Liabilities included in segment assets	1,726	14	—	1,740
Inventory methodology differences	(2,300)	—	—	(2,300)
Other	173	(101)	—	72
Total assets	<u>\$ 24,471</u>	<u>\$ 27,052</u>	<u>\$ (3,970)</u>	<u>\$ 47,553</u>

### Enterprise-wide Disclosures:

**External sales and revenues from products and services:**

	2007	2006	2005
Machinery	\$ 28,359	\$ 26,062	\$ 22,931
Engines	13,603	12,807	11,075
Financial Products	2,996	2,648	2,333
Total consolidated	\$ 44,958	\$ 41,517	\$ 36,339

**Information about Geographic Areas:**

	External Sales & Revenues <sup>1</sup>			Net property, plant and equipment		
				December 31,		
	2007	2006	2005	2007	2006	2005
Inside United States	\$ 17,091	\$ 19,636	\$ 17,348	\$ 5,754	\$ 5,424	\$ 4,725
Outside United States	27,867	21,881	18,991	4,243 <sup>2</sup>	3,427 <sup>2</sup>	3,263 <sup>2</sup>
Total	\$ 44,958	\$ 41,517	\$ 36,339	\$ 9,997	\$ 8,851	\$ 7,988

<sup>1</sup> Sales of machinery and engines are based on dealer or customer location. Revenues from services provided are based on where service is rendered.

<sup>2</sup> Amount includes \$786 million, \$725 million and \$692 million of net property, plant and equipment located in the United Kingdom as of December 31, 2007, 2006 and 2005, respectively.

A-37

**25. Alliances and acquisitions****Forestry Division of Blount International, Inc.**

In November 2007, we acquired substantially all of the assets and assumed certain liabilities of Blount International's Forestry Division. The cost of the acquisition was \$82 million, consisting of \$79 million in cash and a net employee benefit liability incurred of \$3 million. Blount's Forestry Division manufactures, markets and supports timber harvesting and processing equipment, loaders and attachments. The acquisition supports our corporate objective to be the forestry market leader and enables us to offer the broadest product line in the industry with a full range of products and services for logging, millyard, road-building and land management.

This transaction was financed with available cash and commercial paper borrowings. Net tangible assets acquired and liabilities assumed of \$36 million were recorded at their fair values. Finite-lived intangible assets acquired of \$24 million related to customer relationships, intellectual property and trade names are being amortized on a straight-line basis over a weighted-average amortization period of approximately 9 years. Goodwill of \$22 million, deductible for income tax purposes, represents the excess of cost over the fair value of net tangible and finite-lived intangible assets acquired. These values represent a preliminary allocation of the purchase price subject to finalization of fair value appraisals and other post-closing procedures. The results of the acquired business for the period from the acquisition date are included in the accompanying consolidated financial statements and reported in the "All Other" category in Note 24. Assuming this transaction had been made at the beginning of any period presented, the consolidated pro forma results would not be materially different from reported results.

**Franklin Power Products**

In February 2007, we acquired certain assets and assumed certain liabilities of Franklin Power Products, Inc. (FPP) and International Fuel Systems, Inc. (IFS), subsidiaries of Remy International. In June 2007, pursuant to the acquisition agreement, additional assets were purchased from Remy International for \$7 million which increased the total purchase price to approximately \$165 million, consisting of \$160 million paid at the closings and an additional \$5 million post closing adjustment paid in July 2007. FPP is a remanufacturer of on-highway light and medium duty truck diesel engines and engine components. IFS provides remanufactured diesel components such as high-pressure fuel pumps, fuel injectors and turbochargers. This acquisition represents a strategic expansion of our engine and engine component remanufacturing operations.

This transaction was financed with available cash and commercial paper borrowings. Net tangible assets acquired and liabilities assumed of \$39 million were recorded at their fair values. Finite-lived intangible assets acquired of \$89 million



related to customer relationships are primarily being amortized on a straight-line basis over 20 years. Goodwill of \$37 million, deductible for income tax purposes, represents the excess of cost over the fair value of net tangible and finite-lived intangible assets acquired. The results of the acquired business for the period from the acquisition date are included in the accompanying consolidated financial statements and reported in the "All Other" category in Note 24. Assuming this transaction had been made at the beginning of any period presented, the consolidated pro forma results would not be materially different from reported results.

#### **Large Components Business of Royal Oak Industries, Inc.**

In August 2006, we acquired the large components business of Royal Oak Industries, Inc. (Royal Oak), a supplier to our engines business, for \$97 million, consisting of \$92 million at closing and \$5 million plus accrued interest to be paid in 2009. The business acquired provides machining of engine cylinder blocks, heads, manifolds and bearing caps. This acquisition expands our machining operations in our engine manufacturing business.

The transaction was financed with available cash and commercial paper borrowings. Net tangible assets acquired of \$58 million, consisting of property, plant and equipment, accounts receivable and inventory, were recorded at their fair values. No intangible assets were acquired. Goodwill of \$39 million, deductible for income tax purposes, represents the excess of cost over the fair value of the acquired net tangible assets. The results of the acquired business for the period from the acquisition date are included in the accompanying consolidated financial statements and reported in the "Large Power Products" segment in Note 24. Assuming this transaction had been made at the beginning of any period presented, the consolidated pro forma results would not be materially different from reported results.

#### **Progress Rail Services, Inc.**

In June 2006, Caterpillar acquired 100 percent of the equity in privately held Progress Rail Services, Inc. (Progress Rail) for approximately \$1 billion, including the assumption of \$200 million in debt. Based in Albertville, Alabama, Progress Rail is a leading provider of remanufactured locomotive, railcar and track products and services to the North American railroad industry. The company also has one of the most extensive rail service and supply networks in North America. When acquired, Progress Rail operated more than 90 facilities in 29 states in the United States, Canada and Mexico, with about 3,700 employees. Expansion into the railroad aftermarket business is a strong fit with our strategic direction and will leverage Caterpillar's remanufacturing capabilities.

The transaction was financed with available cash and commercial paper borrowings of \$427 million and Caterpillar stock of \$379 million (5.3 million shares). Net tangible assets acquired, recorded at their fair values, primarily were inventories of \$257 million, receivables of \$169 million and property, plant and equipment of \$260 million. Liabilities acquired, recorded at their fair values, primarily consisted of assumed debt of \$200 million, accounts payable of \$148 million and net deferred tax liabilities of \$115 million. Finite-lived intangible assets acquired of \$223 million related primarily to customer relationships are being amortized on a straight-line basis over 20 years. Goodwill of \$431 million, non-deductible for income tax purposes, represents the excess of cost over the fair value of net tangible and finite-lived intangible assets acquired. The results of the acquired business for the period from the acquisition date are included in the accompanying consolidated financial statements and reported in the "All Other" category in Note 24. Assuming this transaction had been made at the beginning of any period presented, the consolidated pro forma results would not be materially different from reported results.

#### **Global Alliance with JLG Industries, Inc.**

In November 2005, we entered into a global alliance agreement with JLG Industries, Inc. (JLG) to produce a full line of Caterpillar branded telehandlers. The alliance is a strategic fit for both companies and will give Caterpillar dealers and customers greater access to a quality range of Caterpillar branded telehandler products. Caterpillar will supply components to JLG and JLG will benefit by distributing through the Caterpillar dealer network and utilizing our parts distribution capabilities. Under the 20 year alliance agreement, telehandler production shifted from Caterpillar's manufacturing facility in Desford, United Kingdom to JLG's manufacturing facilities. In accordance with the alliance agreement, JLG paid Caterpillar \$46 million at closing and \$5 million in September 2006. The book value of assets acquired by JLG was \$10 million. The resulting \$41 million gain was deferred and is being recognized over the alliance agreement.

As part of the telehandler production shift, Caterpillar's Building Construction Products Division, part of Caterpillar's "All Other" category, began a strategic restructuring to better position its European manufacturing operations. This restructuring resulted in approximately \$8 million in severance costs, charged to "Other operating expenses" in Statement 1. The severance costs relate to approximately 400 voluntary and involuntary employee separations.

## 26. Selected quarterly financial results (unaudited)

(Dollars in millions except per share data)	2007 Quarter			
	1st	2nd	3rd	4th
Sales and revenues	\$ 10,016	\$ 11,356	\$ 11,442	\$ 12,144
Less: Revenues	(695)	(743)	(774)	(784)
Sales	9,321	10,613	10,668	11,360
Cost of goods sold	7,136	8,300	8,270	8,920
Gross margin	2,185	2,313	2,398	2,440
Profit	\$ 816	\$ 823	\$ 927	\$ 975
Profit per common share	\$ 1.27	\$ 1.28	\$ 1.45	\$ 1.55
Profit per common share—diluted	\$ 1.23	\$ 1.24	\$ 1.40	\$ 1.50

	2006 Quarter			
	1st	2nd	3rd	4th
Sales and revenues	\$ 9,392	\$ 10,605	\$ 10,517	\$ 11,003
Less: Revenues	(649)	(649)	(675)	(675)
Sales	8,743	9,956	9,842	10,328
Cost of goods sold	6,552	7,416	7,610	7,971
Gross margin	2,191	2,540	2,232	2,357
Profit	\$ 840	\$ 1,046	\$ 769	\$ 882
Profit per common share	\$ 1.25	\$ 1.58	\$ 1.18	\$ 1.36
Profit per common share—diluted	\$ 1.20	\$ 1.52	\$ 1.14	\$ 1.32

## 27. Subsequent event - Oxford, Mississippi Facility Damage

On February 5, 2008, our facility in Oxford, Mississippi that manufactures hose couplings for most of our machinery was physically damaged by a tornado. We are currently implementing our comprehensive business resumption plan for Oxford as well as leveraging internal and external resources from around the world to supply hose couplings to the affected Caterpillar manufacturing plants. To date, the disruption of operations in Oxford has not stopped production at other Caterpillar facilities. However, for the next few months, assembly operations covering a broad range of machinery will be sporadically impacted as a result of the tornado damage. It is too early to estimate the impact on the company's consolidated results due to the tornado.

A-39

## Five-year Financial Summary

(Dollars in millions except per share data)

	2007	2006	2005 <sup>4</sup>	2004 <sup>4</sup>	2003 <sup>4</sup>
<b>Years ended December 31,</b>					
Sales and revenues	\$ 44,958	\$ 41,517	\$ 36,339	\$ 30,306	\$ 22,807
Sales	\$ 41,962	\$ 38,869	\$ 34,006	\$ 28,336	\$ 21,048
Percent inside the United States	37%	46%	47%	46%	44%
Percent outside the United States	63%	54%	53%	54%	56%
Revenues	\$ 2,996	\$ 2,648	\$ 2,333	\$ 1,970	\$ 1,759
Profit <sup>6,7</sup>	\$ 3,541	\$ 3,537	\$ 2,854	\$ 2,035	\$ 1,099

Profit per common share <sup>1, 6, 7</sup>	\$ 5.55	\$ 5.37	\$ 4.21	\$ 2.97	\$ 1.59
Profit per common share—diluted <sup>2, 6, 7</sup>	\$ 5.37	\$ 5.17	\$ 4.04	\$ 2.88	\$ 1.56
Dividends declared per share of common stock	\$ 1.380	\$ 1.150	\$ 0.955	\$ 0.800	\$ 0.720
Return on average common stockholders' equity <sup>3, 5, 7</sup>	45.0%	46.3%	35.9%	30.0%	19.0%
Capital expenditures:					
Property, plant and equipment	\$ 1,700	\$ 1,593	\$ 1,201	\$ 926	\$ 682
Equipment leased to others	\$ 1,340	\$ 1,082	\$ 1,214	\$ 1,188	\$ 1,083
Depreciation and amortization	\$ 1,797	\$ 1,602	\$ 1,477	\$ 1,397	\$ 1,347
Research and development expenses	\$ 1,404	\$ 1,347	\$ 1,084	\$ 928	\$ 669
As a percent of sales and revenues	3.1%	3.2%	3.0%	3.1%	2.9%
Wages, salaries and employee benefits	\$ 8,331	\$ 7,512	\$ 6,928	\$ 6,025	\$ 4,980
Average number of employees	97,444	90,160	81,673	73,033	67,828

#### December 31,

Total assets <sup>5, 7</sup>	\$ 56,132	\$ 51,449	\$ 47,553	\$ 43,501	\$ 37,037
------------------------------	-----------	-----------	-----------	-----------	-----------

#### Long-term debt due after one year:

Consolidated	\$ 17,829	\$ 17,680	\$ 15,677	\$ 15,837	\$ 14,546
Machinery and Engines	\$ 3,639	\$ 3,694	\$ 2,717	\$ 3,663	\$ 3,603
Financial Products	\$ 14,190	\$ 13,986	\$ 12,960	\$ 12,174	\$ 10,943

#### Total debt:

Consolidated	\$ 28,429	\$ 27,296	\$ 25,745	\$ 23,525	\$ 20,284
Machinery and Engines	\$ 4,006	\$ 4,277	\$ 3,928	\$ 3,762	\$ 3,707
Financial Products	\$ 24,423	\$ 23,019	\$ 21,817	\$ 19,763	\$ 16,577

<sup>1</sup> Computed on weighted-average number of shares outstanding.

<sup>2</sup> Computed on weighted-average number of shares outstanding diluted by assumed exercise of stock-based compensation awards, using the treasury stock method.

<sup>3</sup> Represents profit divided by average stockholders' equity (beginning of year stockholders' equity plus end of year stockholders' equity divided by two).

<sup>4</sup> The per share data reflects the 2005 2-for-1 stock split.

<sup>5</sup> As discussed in Note 1L, effective December 31, 2006 we changed the manner in which we accounted for postemployment benefits upon the adoption of SFAS 158.

<sup>6</sup> As discussed in Note 1N, in 2006 we changed the manner in which we accounted for stock-based compensation upon the adoption of SFAS 123R.

<sup>7</sup> As discussed in Note 1L, in 2007 we changed the manner in which we accounted for uncertain tax positions upon the adoption of FIN 48.

## MANAGEMENT'S DISCUSSION AND ANALYSIS

### OVERVIEW

2007 was the fifth straight year of record sales and revenues and the fourth consecutive year of record profit. Sales and revenues were \$44.958 billion, up 8 percent from 2006, and profit per share was \$5.37, up 4 percent from 2006. We also reported record fourth-quarter sales and revenues of \$12.144 billion, 10 percent higher than the fourth quarter of 2006, and profit per share of \$1.50, up 14 percent from a year ago.

Our broad global footprint has enabled us to benefit from strong economic growth outside the United States, as global markets for mining, energy and infrastructure development are booming. Our overall 8 percent growth in sales and revenues were accomplished in a year when end markets in the United States were weak. Considering that North American dealers took machine inventories down \$1.1 billion in 2007, our sales story is even more impressive.

For the year, sales and revenues increased \$3.441 billion—\$1.271 billion from higher **sales volume** including \$775 million from the acquisition of Progress Rail, \$932 million from improved **price realization**, \$890 million from the effects of **currency** and \$348 million from higher **Financial Products** revenues. 2007 **profit** reflected price realization and higher sales volume offset by higher

**core operating costs. Machinery and Engines** operating cash flow of \$5.446 billion was up 18 percent from 2006 and was an all time record. As a result of record Machinery and Engines operating cash flows over the past three years, our financial position remained very strong with a year-end **debt-to-capital ratio** for Machinery and Engines of 31.2 percent.

For the fourth quarter, sales and revenues increased \$1.141 billion—\$392 million from improved price realization, \$334 million from the effects of currency, \$306 million from higher sales volume and \$109 million from higher Financial Products revenues. Fourth-quarter profit increased \$93 million. The increase was due to improved price realization and higher volume, partially offset by higher core operating costs.

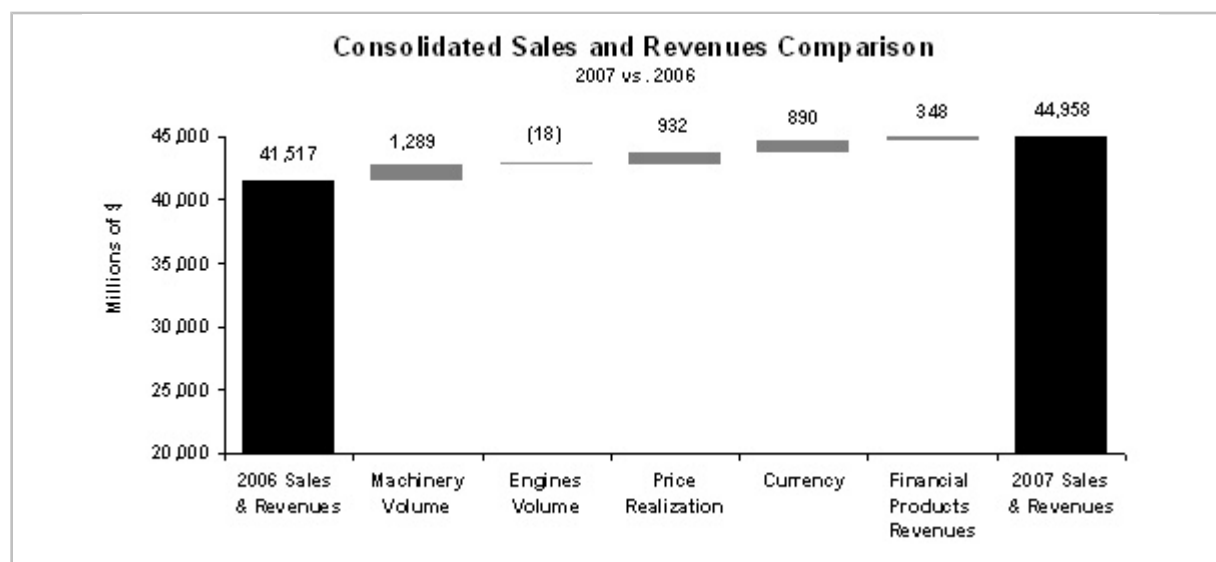
In 2008, the company expects another record year with sales and revenues increasing 5 to 10 percent and profit per share increasing 5 to 15 percent from 2007. Our outlook reflects continued growth at a time when we're expecting recessionary conditions to persist in key markets we serve in the United States. The company is starting 2008 with a very strong order backlog, particularly for larger products like industrial gas turbines, large reciprocating engines and mining trucks. While our expectations are for anemic growth in the U.S. economy, we continue to see positive conditions for our sales in most of the rest of the world. We will be stepping up Research and Development (R&D) for new products and capital investment to increase capacity around the world. We expect the world's robust investment in infrastructure to continue well into the next decade, and we'll need more capacity to serve our customers. Our internal focus will be on continuing our global deployment of the **Caterpillar Production System (CPS)** with **6 Sigma**.

It is our objective to provide the most meaningful disclosures in our Management's Discussion and Analysis in order to explain significant changes in our company's results of operations and liquidity and capital resources. As discussed in Note 24, our segment financial information is not based on generally accepted accounting principles and it is not intended to measure contributions to enterprise results. Therefore, it is impractical for us to try to discuss our company's results of operations and liquidity and capital resources solely based on segment information. Where practical, we have linked our discussions to segment information provided in Note 24 and Table V on pages A-35 to A-37 (see "Reconciliation of Machinery and Engines Sales by Geographic Region to External Sales by Marketing Segment" on page A-45). Our discussions will focus on consolidated results and our three principal lines of business, **Machinery, Engines** and Financial Products.

\*Glossary of terms included on pages A-56 to A-57; first occurrence of terms shown in bold italics.

**2007 COMPARED WITH 2006**

**SALES AND REVENUES**



The chart above graphically illustrates reasons for the change in Consolidated Sales and Revenues between 2006 (at left) and 2007 (at right). Items favorably impacting sales and revenues appear as upward stair steps with the corresponding dollar amounts above each bar, while items negatively impacting sales and revenues appear as downward stair steps with dollar amounts reflected in parentheses above each bar. The bar entitled Machinery Volume includes the change in Progress Rail sales. Caterpillar management utilizes these charts internally to visually communicate with the company's Board of Directors and employees.

Sales and revenues for 2007 were \$44.958 billion, up \$3.441 billion, or 8 percent, from 2006. 2007 machinery sales were up 9 percent as strong growth outside North America and a full year of Progress Rail more than offset a weak U.S. construction market. Machinery volume was up \$1.289 billion. Excluding Progress Rail, machinery volume was up \$514 million. Although sales volume increased moderately, the geographic shift in sales was significant. North American machinery sales were down 11 percent; machinery sales outside of North America were up 33 percent.

Engines sales increased 6 percent despite the 59 percent decline in North American on-highway truck engines. Sales volume was down slightly as growth in engines sales to industries like oil and gas, electric power, industrial and marine nearly offset the volume decline in on-highway truck engines.

In addition, price realization was more than 2 percent despite an unfavorable geographic mix. Currency had a positive impact on sales of \$890 million driven primarily by the stronger euro. Financial Products revenues were up 13 percent.

## Sales and Revenues by Geographic Region

(Millions of dollars)	Total	% Change	North America	% Change	EAME	% Change	Latin America	% Change	Asia/ Pacific	% Change
<b>2007</b>										
Machinery	\$ 28,359	9%	\$ 12,596	(11%)	\$ 8,588	38%	\$ 3,149	24%	\$ 4,026	31%
Engines <sup>1</sup>	13,603	6%	5,092	(14%)	5,245	29%	1,130	3%	2,136	26%
Financial Products <sup>2</sup>	2,996	13%	2,007	8%	479	27%	270	38%	240	7%
	<u>\$ 44,958</u>	<u>8%</u>	<u>\$ 19,695</u>	<u>(11%)</u>	<u>\$ 14,312</u>	<u>34%</u>	<u>\$ 4,549</u>	<u>18%</u>	<u>\$ 6,402</u>	<u>28%</u>
<b>2006</b>										
Machinery	\$ 26,062		\$ 14,215		\$ 6,223		\$ 2,544		\$ 3,080	
Engines <sup>1</sup>	12,807		5,940		4,064		1,102		1,701	
Financial Products <sup>2</sup>	2,648		1,852		377		195		224	
	<u>\$ 41,517</u>		<u>\$ 22,007</u>		<u>\$ 10,664</u>		<u>\$ 3,841</u>		<u>\$ 5,005</u>	

<sup>1</sup> Does not include internal engine transfers of \$2.549 billion and \$2.310 billion in 2007 and 2006, respectively. Internal engine transfers are valued at prices comparable to those for unrelated parties.

<sup>2</sup> Does not include revenues earned from Machinery and Engines of \$400 million and \$466 million in 2007 and 2006, respectively.

## Machinery Sales

Sales of \$28.359 billion were an increase of \$2.297 billion, or 9 percent, from 2006.

- Excluding Progress Rail, machinery volume increased \$514 million. Sales volume decreased in North America but increased in all other regions.
- Price realization increased \$410 million.
- Currency benefited sales by \$598 million.
- Geographic mix between regions (included in price realization) was \$182 million unfavorable.
- The acquisition of Progress Rail added \$775 million.

- North American dealers reduced reported inventories substantially in 2007, taking them well below a year earlier in months of supply. Inventories in months of supply declined in most other regions as well.
- Economic factors, primarily in the United States, contributed to lower sales volume in North America. These factors included the collapse in housing construction, weakness in nonresidential construction contracts in the last half of 2007 and a decline in quarry and aggregate production.
- Sales volume increased in the rest of the world, offsetting weakness in North America. Positives included relatively low interest rates, good economic growth and continued growth in construction.
- Metals mining was positive in many countries throughout the world. Metals prices increased, and mining companies increased exploration spending by more than 40 percent.
- Oil prices increased about 10 percent, and natural gas prices increased 4 percent. Production and drilling increased in many regions, and pipeline construction increased.
- Transportation problems, particularly in Australia, contributed to a significant increase in international coal prices. The impact on sales volume varied—negative for Australia and the United States but positive elsewhere.

**North America** – Sales decreased \$1,619 million, or 11 percent.

- Sales volume excluding Progress Rail decreased \$2,540 million.
- Price realization increased \$146 million.
- Progress Rail increased sales \$775 million.
- Dealers reduced their reported inventories by about \$1.1 billion in 2007 compared to a \$300 million increase in 2006. Dealer inventories at the end of the year were well below a year earlier in both dollars and months of supply.
- An unfavorable economic environment caused output to decline in many key industries in the United States, prompting users to curtail fleet expansions. In addition, dealers added fewer units to their rental fleets and let existing fleets age.
- Output prices for some industries, such as housing and coal mining, softened. Reduced profitability and tighter credit likely caused some users to delay replacement purchases.
- The housing industry weakened throughout the year, with starts down 26 percent in 2007. Tighter lending standards, a large number of unsold homes and a sharp drop in home sales caused builders to reduce construction.
- Nonresidential construction spending increased 18 percent, however, contracts awarded for new construction declined about 2 percent. Employment in nonresidential construction also weakened in the last half of the year. Factors that contributed to this weakening included tighter standards for commercial and industrial loans, higher corporate bond spreads and a decline in business cash flows.
- Spot coal prices declined leading to a 3 percent decline in coal production. Electric utilities reduced coal usage, and stockpiles increased. More positively, coal exports rebounded more than 15 percent as a result of U.S. prices falling well below international prices.
- Metals mining, oil sands and pipeline construction remained positive. Average metals prices increased more than 40 percent, and mines in both Canada and the United States increased production. Canada increased crude oil production 7 percent. Shipments of line pipe in the United States increased 14 percent.

**EAME** – Sales increased \$2,365 million, or 38 percent.

- Sales volume increased \$1,729 million.
- Price realization increased \$202 million.
- Currency benefited sales by \$434 million.



- Dealers reported significant increases in demand and increased inventories to support that stronger demand—a positive for sales volume. Dealer inventories in months of supply ended the year slightly higher than a year earlier.

Sales volume increased in Europe in response to positive economic growth and large gains in both nonresidential building and infrastructure construction. These sectors benefited from increased business profits, a 13 percent increase in business borrowing and higher government capital expenditures. However, housing permits declined 8 percent due to higher lending rates for home purchases and some moderation in home prices.

- Africa/Middle East turned in another year of very positive volume growth. Interest rates changed little over the past year, and most stock markets boomed. Exports increased significantly, allowing the region to increase its foreign exchange holdings 22 percent. Higher oil prices encouraged increased drilling in both Africa and the Middle East, and both Turkey and South Africa experienced more than 10 percent growth in construction.

Sales volume in the Commonwealth of Independent States (CIS) increased rapidly for the seventh consecutive year, with large gains occurring in Russia, Ukraine and Kazakhstan. All three governments increased spending more than 20 percent, and monetary policies were extremely expansive. Regional oil production increased more than 4 percent, and Russia increased construction 23 percent.

**Latin America** – Sales increased \$605 million, or 24 percent.

- Sales volume increased \$466 million.
- Price realization increased \$87 million.
- Currency benefited sales by \$52 million.
- Dealers reported much higher demand and built inventory to support that demand. Reported inventories increased in dollars but declined in months of supply.
- Sales volume increased significantly in Brazil, the result of a 200 basis point reduction in interest rates and an improvement in economic growth. Better economic growth contributed to an increase of about 4 percent in construction spending, and higher metals prices led to a 4 percent increase in mine production.

A-43

---

- Most other countries raised interest rates slightly, and economic growth was near 5 percent. As a result, construction increased 9 percent in Chile, 12 percent in both Colombia and Venezuela and 16 percent in Peru.
- Mines increased exploration spending 38 percent in response to higher metals prices and increased production.
- Higher oil prices and declining production caused increased drilling, a positive for sales volume.

**Asia/Pacific** – Sales increased \$946 million, or 31 percent.

- Sales volume increased \$677 million.
- Price realization increased \$157 million.
- Currency benefited sales by \$112 million.
- Dealers reported higher demand for machines and inventories declined. As a result, inventories in months of supply were well below those at the end of 2006.
- Central banks kept interest rates low, and many governments increased spending. These developments produced more than 8 percent economic growth, and stock markets boomed. Construction increased more than 20 percent in China, 11 percent in India and 9 percent in Australia.

- Australian thermal coal spot prices increased 30 percent due to continued strong demand and supply problems. Increased coal production and prices contributed to a substantial sales gain in Indonesia. China increased coal production 12 percent.
- Higher metals prices and a 56 percent increase in mine exploration spending benefited sales volume growth. Mine production increased almost 11 percent in Indonesia, 6 percent in India and 5 percent in Australia.

## **Engines Sales**

Sales of \$13.603 billion were an increase of \$796 million, or 6 percent, from 2006.

- Sales volume decreased \$18 million.
- Price realization increased \$522 million.
- Currency benefited sales \$292 million.
- Geographic mix between regions (included in price realization) was \$29 million favorable.
- Dealer reported inventories in dollars were up; months of supply were down as the inventories were supported by strong delivery rates.

**North America** – Sales decreased \$848 million, or 14 percent.

- Sales volume decreased \$1.037 billion.
- Price realization increased \$189 million.

- Sales for on-highway truck applications declined 59 percent with less than anticipated demand for the 2007 model-year engines. This was due to the reduction in tonnage hauled and freight rates realized by on-highway carriers. This has also been impacted by the transition of several Original Equipment Manufacturers (OEMs) to the 2007 emissions technology engines.

- Sales for petroleum applications increased 39 percent due to strong demand in gas compression and exploration, along with success from gas pipeline and storage construction projects. The increase in turbines and turbine-related services reflects additional customer spending for natural gas pipelines and compression equipment.
- Sales for electric power applications increased 22 percent as demand for large generator sets increased to support data center installations, which offset a slight decline in smaller units.

**EAME** – Sales increased \$1.181 billion, or 29 percent.

- Sales volume increased \$756 million.
- Price realization increased \$186 million.
- Currency benefited sales by \$239 million.

- Sales for electric power applications increased 29 percent, with strong demand for gas units in Russia, expanded scope of project business and growth in power modules. Turbines and turbine-related services increased to support power generation.

- Sales for petroleum applications increased 42 percent based on widespread demand for engines used in drilling and production applications. Turbines and turbine-related services increased to support rising oil production and gas transmission demand.

- Sales for industrial applications increased 20 percent, with widespread demand for agriculture and other types of OEM equipment driven by good economic conditions.

- Sales for marine applications increased 30 percent, with increased demand for workboats, commercial oceangoing vessels and cruise ships.

**Latin America** – Sales increased \$28 million, or 3 percent.

- Sales volume decreased \$5 million.
- Price realization increased \$32 million.
- Currency benefited sales by \$1 million.
- Sales for electric power engines increased 35 percent from strong growth across Latin America, driven by high oil and gas prices and investment in infrastructure as energy shortages continued in several key markets.
- Sales into truck applications declined 44 percent with reduced demand. Latin American truck facilities decreased exports of trucks destined for the United States.

**Asia/Pacific** – Sales increased \$435 million, or 26 percent.

- Sales volume increased \$297 million.
- Price realization increased \$86 million.
- Currency benefited sales by \$52 million.
- Sales for petroleum applications increased 34 percent as Chinese drill rig builders continue to manufacture at record levels for domestic and export use. Turbines and turbine-related services increased to support oil production and gas pipeline compression demand.
- Sales for marine applications increased 47 percent, with continued strong demand for workboat and offshore shipbuilding. Large diesel demand grew in the offshore and general cargo applications.
- Sales of electric power engines increased 6 percent due to shipments of larger generator sets into Asia.

### **Financial Products Revenues**

Revenues of \$2.996 billion were an increase of \$348 million, or 13 percent, from 2006.

- Growth in average **earning assets** increased revenues \$234 million.
- Revenues from earned premiums at Cat Insurance increased \$64 million.
- The impact of higher interest rates on new and existing finance receivables added \$58 million.

A-44

### **Reconciliation of Machinery and Engine Sales by Geographic Region to External Sales by Marketing Segment**

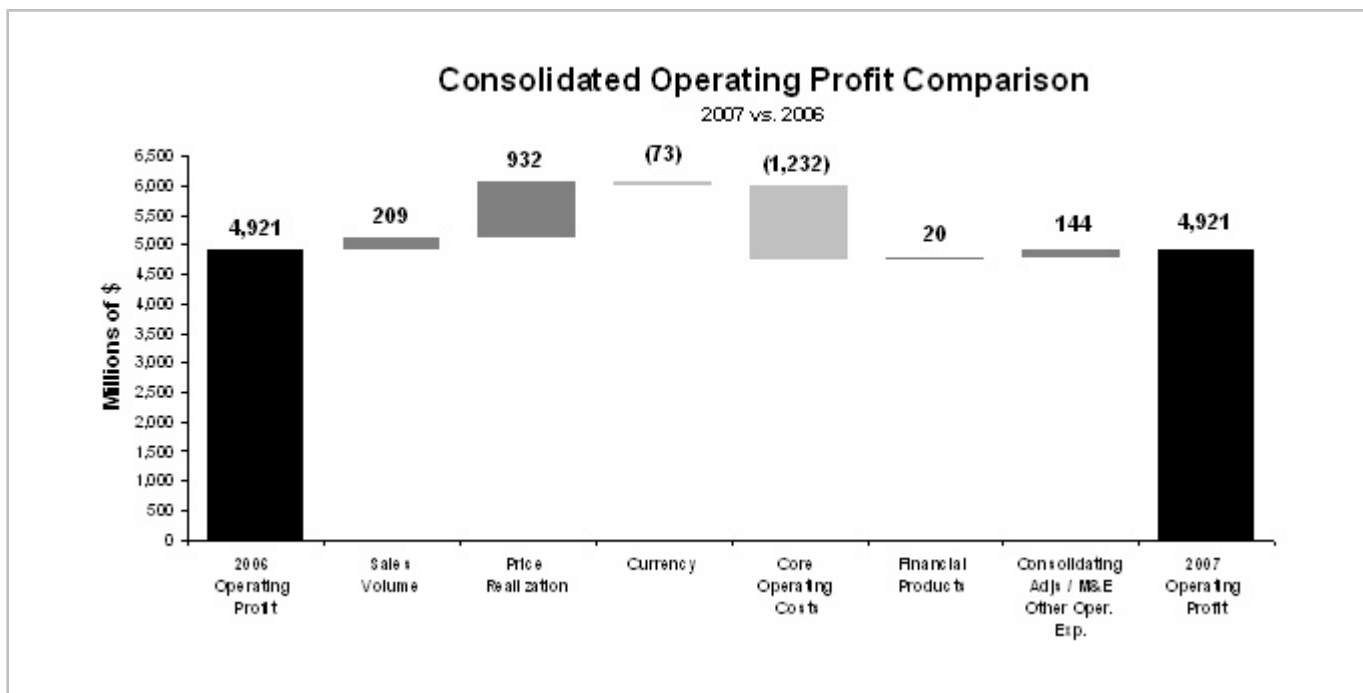
(Millions of dollars)	2007	2006	2005
North America Geographic Region	\$ 17,688	\$ 20,155	\$ 17,709
Sales included in the Power Systems Marketing segment	(2,813)	(4,231)	(3,610)
Sales included in the Electric Power segment	(853)	(773)	(643)
Company owned dealer sales included in the All Other category	(671)	(816)	(878)
Other <sup>1</sup>	(3,780)	(2,509)	(1,567)

North America Marketing external sales	\$ 9,571	\$ 11,826	\$ 11,011
EAME Geographic Region	\$ 13,833	\$ 10,287	\$ 8,860
Sales included in the Power Systems Marketing segment	(1,147)	(812)	(671)
Sales included in the Electric Power segment	(1,726)	(1,360)	(1,177)
Other <sup>1</sup>	(3,444)	(2,833)	(2,615)
EAME Marketing external sales	\$ 7,516	\$ 5,282	\$ 4,397
Latin America Geographic Region	\$ 4,279	\$ 3,646	\$ 3,024
Sales included in the Power Systems Marketing segment	(119)	(196)	(146)
Sales included in the Electric Power segment	(90)	(70)	(27)
Other <sup>1</sup>	(540)	(584)	(576)
Latin America Marketing external sales	\$ 3,530	\$ 2,796	\$ 2,275
Asia/Pacific Geographic Region	\$ 6,162	\$ 4,781	\$ 4,413
Sales included in the Power Systems Marketing segment	(887)	(601)	(489)
Sales included in the Electric Power segment	(521)	(461)	(430)
Other <sup>1</sup>	(1,358)	(1,040)	(1,034)
Asia/Pacific Marketing external sales	\$ 3,396	\$ 2,679	\$ 2,460

<sup>1</sup> Mostly represents external sales of the All Other category.

A-45

## OPERATING PROFIT



The chart above graphically illustrates reasons for the change in Consolidated **Operating Profit** between 2006 (at left) and 2007 (at right). Items favorably impacting operating profit appear as upward stair steps with the corresponding dollar amounts above each bar, while items negatively impacting operating profit appear as downward stair steps with dollar amounts reflected in parentheses above each bar. Caterpillar management utilizes these charts internally to visually communicate with the company's Board of Directors and employees. The bar entitled **Consolidating Adjustments/M&E Other Operating Expense** includes the operating profit impact of Progress Rail.

Operating profit in 2007 of \$4.921 billion was equal to 2006 as higher price realization and sales volume were offset by higher core operating costs.

Core operating costs rose \$1.232 billion from 2006. Of this increase, \$1.225 billion was attributable to higher **manufacturing costs**. The increase in manufacturing costs was primarily due to operating inefficiencies and higher material costs. Operating inefficiencies were the result of supply chain challenges, capacity increases, factory repair and maintenance and a significant decline in on-highway truck engine production. Also, we incurred additional costs for new product introductions and costs to enhance customer-delivered quality. Wage and benefit increases as well as increased warranty and depreciation also contributed to higher manufacturing costs. In 2007, Selling, General and Administrative (SG&A) and R&D expenses were essentially flat with 2006. The impact of higher wage and benefit costs was offset by the absence of approximately \$70 million of 2006 expense related to a settlement of various legal disputes with Navistar.

Currency had a \$73 million unfavorable impact on operating profit as the benefit to sales was more than offset by the negative impact on costs.

### Operating Profit by Principal Line of Business

(Millions of dollars)	2007	2006	\$ Change	% Change
Machinery <sup>1</sup>	\$ 2,758	\$ 3,027	\$ (269)	(9%)
Engines <sup>1</sup>	1,826	1,630	196	12%
Financial Products	690	670	20	3%
Consolidating Adjustments	(353)	(406)	53	
Consolidated Operating Profit	\$ 4,921	\$ 4,921	\$ —	—

<sup>1</sup> Caterpillar operations are highly integrated; therefore, the company uses a number of allocations to determine lines of business operating profit for Machinery and Engines.

A-46

- Machinery** operating profit of \$2.758 billion was down \$269 million, or 9 percent, from 2006. Higher core operating costs were partially offset by improved price realization, higher sales volume and the addition of Progress Rail. The geographic mix of sales had an unfavorable impact on price realization.
- Engines** operating profit of \$1.826 billion was up \$196 million, or 12 percent, from 2006. The favorable impacts of improved price realization and positive mix of product were partially offset by higher core operating costs and the unfavorable impacts of currency. Growth in demand for electric power, petroleum, marine and industrial applications more than offset the profit decline related to the drop in demand for on-highway truck engines.
- Financial Products** operating profit of \$690 million was up \$20 million, or 3 percent, from 2006. The increase was primarily attributable to a \$42 million impact from improved net yield on average earning assets and a \$34 million impact from higher average earning assets, partially offset by a \$29 million increase in the provision for credit losses at Cat Financial and a \$24 million decrease in operating profit at Cat Insurance due to higher claims experience.

### OTHER PROFIT/LOSS ITEMS

- Other income/expense** was income of \$320 million compared with income of \$214 million in 2006. The change was primarily driven by a \$46 million gain on the sale of a cost-basis investment, the favorable impacts of currency and other items that were individually insignificant.
- The provision for income taxes** for 2007 reflects an annual tax rate of 30 percent compared to a 29 percent rate in 2006. The increase over 2006 is primarily due to the repeal of Extraterritorial Income Exclusion (ETI) benefits in 2007 partially offset by a more favorable geographic mix of profits from a tax perspective.

## Supplemental Information

(Millions of dollars)	2007	2006	2005
<b>Identifiable Assets:</b>			
Machinery	\$ 18,275	\$ 16,364	\$ 14,877
Engines	11,777	10,061	9,110
Financial Products	30,870	28,593	27,052
Consolidating Adjustments	(4,790)	(4,139)	(3,970)
<b>Total</b>	<b>\$ 56,132</b>	<b>\$ 50,879</b>	<b>\$ 47,069</b>

### Capital Expenditures:

Machinery	\$ 1,090	\$ 906	\$ 685
Engines	584	617	426
Financial Products	1,366	1,152	1,304
<b>Total</b>	<b>\$ 3,040</b>	<b>\$ 2,675</b>	<b>\$ 2,415</b>

### Depreciation and Amortization:

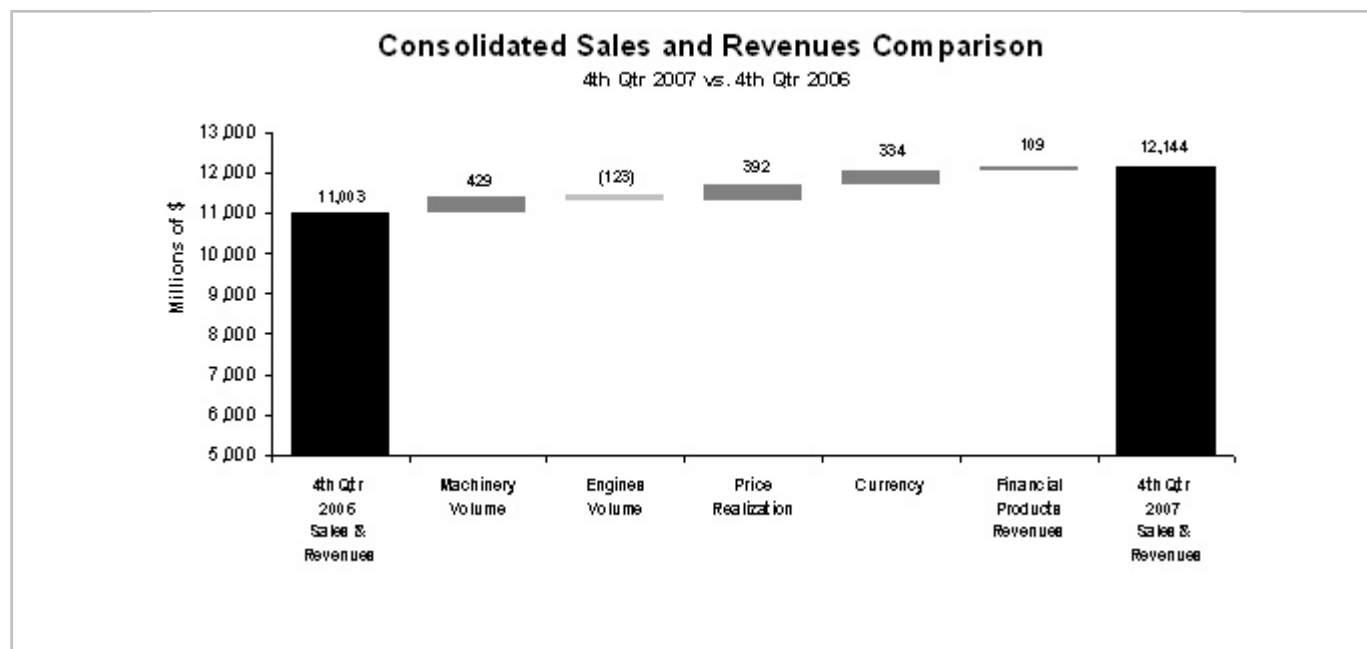
Machinery	\$ 655	\$ 550	\$ 476
Engines	438	393	359
Financial Products	704	659	642
<b>Total</b>	<b>\$ 1,797</b>	<b>\$ 1,602</b>	<b>\$ 1,477</b>

Caterpillar operations are highly integrated; therefore, the company uses a number of allocations to determine lines of business financial data.

A-47

## FOURTH QUARTER 2007 COMPARED WITH FOURTH QUARTER 2006

### SALES AND REVENUES



The chart above graphically illustrates reasons for the change in Consolidated Sales and Revenues between fourth quarter 2006 (at left) and fourth quarter 2007 (at right). Items favorably impacting sales and revenues appear as upward stair steps with the corresponding dollar amounts above each bar, while items negatively impacting sales and revenues appear as downward stair steps with dollar amounts reflected in parentheses above each bar. The bar entitled Machinery Volume includes the change in Progress Rail sales. Caterpillar management utilizes these charts internally to visually communicate with the company's Board of Directors and employees.

Sales and revenues for fourth quarter 2007 were \$12.144 billion, up \$1.141 billion, or 10 percent, from fourth quarter 2006. Weakness in the U.S. construction market and volume declines in the on-highway truck engine market were more than



offset by Machinery sales growth outside North America and Engines sales growth in oil and gas, electric power, industrial and marine markets. While sales in North America were down 11 percent, sales outside of North America were up 31 percent.

In addition, price realization contributed \$392 million. Currency had a positive impact on sales of \$334 million driven primarily by the stronger euro. Financial Products revenues were up 16 percent.

### Sales and Revenues by Geographic Region

(Millions of dollars)	Total	% Change	North America	% Change	EAME	% Change	Latin America	% Change	Asia/Pacific	% Change
<b>Fourth Quarter 2007</b>										
Machinery	\$ 7,460	13%	\$ 3,112	(7%)	\$ 2,322	32%	\$ 832	29%	\$ 1,194	40%
Engines <sup>1</sup>	3,900	5%	1,275	(23%)	1,617	36%	354	(8%)	654	31%
Financial Products <sup>2</sup>	784	16%	494	6%	150	55%	78	47%	62	9%
	<u>\$ 12,144</u>	<u>10%</u>	<u>\$ 4,881</u>	<u>(11%)</u>	<u>\$ 4,089</u>	<u>34%</u>	<u>\$ 1,264</u>	<u>17%</u>	<u>\$ 1,910</u>	<u>36%</u>
<b>Fourth Quarter 2006</b>										
Machinery	\$ 6,603		\$ 3,353		\$ 1,753		\$ 645		\$ 852	
Engines <sup>1</sup>	3,725		1,650		1,193		384		498	
Financial Products <sup>2</sup>	675		468		97		53		57	
	<u>\$ 11,003</u>		<u>\$ 5,471</u>		<u>\$ 3,043</u>		<u>\$ 1,082</u>		<u>\$ 1,407</u>	

<sup>1</sup> Does not include internal engine transfers of \$652 million and \$577 million in fourth quarter 2007 and 2006, respectively. Internal engine transfers are valued at prices comparable to those for unrelated parties.

<sup>2</sup> Does not include revenues earned from Machinery and Engines of \$104 million and \$124 million in fourth quarter 2007 and 2006, respectively.

A-48

### Machinery Sales

Sales were \$7.460 billion in fourth quarter 2007, an increase of \$857 million, or 13 percent, from fourth quarter 2006.

- Sales volume increased \$429 million.
- Price realization increased \$205 million.
- Currency benefited sales by \$223 million.
- Geographic mix between regions (included in price realization) was \$28 million unfavorable.
- Reported changes in dealer inventories were overall a slight negative for sales volume. Dealers in most regions increased inventories but not as much as in fourth quarter 2006.

As has been the case in recent quarters, unfavorable economic factors caused a sizable decline in sales volume in North America. These declines were largely the result of weaknesses in housing and nonresidential construction. Coal mining showed some improvement in the fourth quarter, and metals, oil and natural gas industries continued to be positive.

- Sales volume in other regions increased sufficiently to offset the decline in North America. Sales in Europe continued to increase in response to good growth in nonresidential construction.
- Developing countries continued to account for most of the sales volume growth outside North America. Brazil's past interest rate cuts have strengthened the economy and allowed a significant gain in sales. Russia was another major

contributor, with sales benefiting from increased investments in energy, metals and construction. Strong sales growth continued in China despite reported government actions to slow the economy.

- Higher oil prices contributed to sizable sales growth in a number of oil producing countries in Africa/Middle East.

**North America** – Sales decreased \$241 million, or 7 percent.

- Sales volume decreased \$327 million.
- Price realization increased \$86 million.
- Dealer-reported inventories increased slightly in the fourth quarter, ending three quarters of significant reductions. Dealer inventories at the end of the quarter were well below a year earlier in both dollars and months of supply.
- The decline in sales volume was a result of unfavorable economic conditions in key industries. Output declines prompted users to curtail fleet expansions, and dealers added fewer units to their rental fleets.

Housing construction was a negative, with starts down 26 percent from a year earlier. The inventory of unsold new homes increased by almost three months to more than nine months, and the median new home price declined more than 4 percent.

- New contracts awarded for nonresidential construction dropped more than 15 percent in the fourth quarter, and the number of workers employed in nonresidential construction declined almost 1 percent.

The Central Appalachian spot coal price increased almost 17 percent from a year earlier, and coal production increased slightly. Coal exports in October, the latest month available, were 28 percent higher than a year earlier. These improvements led to a recovery in sales of some products used in coal mining such as large track-type tractors.

- Metals prices increased more than 30 percent from a year earlier, and crude oil prices approached \$100 per barrel. As a result, mining investment, pipeline construction and oil sands investment benefited sales volumes.

**EAME** – Sales increased \$569 million, or 32 percent.

- Sales volume increased \$360 million.
- Price realization increased \$62 million.
- Currency benefited sales by \$147 million.
- Dealer-reported inventories increased in the fourth quarter; inventories in months of supply ended the quarter slightly higher than a year earlier.

In Europe, strength in nonresidential construction offset softness in housing permits. The credit crisis forced the European Central Bank to inject liquidity and halted plans to raise interest rates. Business sentiment remained sufficiently positive to allow higher sales in most key countries.

- Sales volume increased in Africa/Middle East in response to high oil prices, good economic growth and increased construction activity. Significant sales growth occurred in South Africa in response to a large increase in construction, and there were also increases in a number of oil-producing countries.

Sales volume also grew significantly in the CIS, largely in Russia. Sales in that country benefited from low interest rates, much higher government spending, increased oil production and more coal production. Construction in the fourth quarter increased 19 percent from the year earlier quarter.

**Latin America** – Sales increased \$187 million, or 29 percent.

- Sales volume increased \$135 million.
- Price realization increased \$27 million.

- Currency benefited sales by \$25 million.
- Dealers reported a decline in inventories in the fourth quarter, which took inventories in months of supply below a year earlier.
- Much of the sales volume growth occurred in Brazil. Sizable interest rate reductions over the past two years improved economic growth and construction spending. Mining, particularly iron ore, benefited sales.
- Gains occurred in other countries in response to more construction or increased mining investment.

**Asia/Pacific** – Sales increased \$342 million, or 40 percent.

- Sales volume increased \$233 million.
- Price realization increased \$58 million.
- Currency benefited sales by \$51 million.
- Dealer-reported inventories increased slightly more than a year earlier. Dollar inventories were lower than 2006, so inventories in months of supply were well below those at the end of 2006.
- China was the largest contributor to sales growth. Despite numerous actions taken to slow the economy, growth continued to be strong and construction increased more than 20 percent relative to 2006. Mining was also strong, with coal mining up 9 percent and iron ore production up 8 percent.
- Indonesia reduced interest rates and continued to develop its coal mining industry, leading to much higher sales.
- Sizable sales volume gains occurred in India. Positives included rapid economic growth, an 11 percent increase in construction and an 8 percent increase in mining.

A-49

---

### **Engines Sales**

Sales were \$3.900 billion in fourth quarter 2007, an increase of \$175 million, or 5 percent, from fourth quarter 2006.

- Sales volume decreased \$123 million.
- Price realization increased \$187 million.
- Currency benefited sales by \$111 million.
- Geographic mix between regions (included in price realization) was \$12 million favorable.
- Dealer reported inventories in dollars were up; months of supply were down as the inventories were supported by strong delivery rates.

**North America** – Sales decreased \$375 million, or 23 percent.

- Sales volume decreased \$441 million.
- Price realization increased \$66 million.
- Sales for on-highway truck applications declined 67 percent as the truck industry demand for new trucks was down due to the reduction in tonnage hauled and freight rates realized by on-highway carriers.

- Sales for petroleum applications increased 37 percent due to strong demand in gas compression, which overcame a small reduction in new drill rig build rates. Turbine sales benefited from increased customer spending for natural gas pipelines and compression equipment.
- Sales for industrial applications decreased 21 percent as the demand for small construction equipment was adversely affected by the severe decline in the U.S. housing market.

**EAME** – Sales increased \$424 million, or 36 percent.

- Sales volume increased \$268 million.
- Price realization increased \$68 million.
- Currency benefited sales by \$88 million.
- Sales for electric power applications increased 46 percent with strong demand for medium-sized units selling into Africa/Middle East and Russia. Turbines and turbine-related services increased to support power generation.
- Sales for industrial applications increased 27 percent with strong demand for agriculture and other types of OEM equipment. This demand has been driven by good economic conditions.
- Sales for marine applications increased 40 percent with higher demand for workboats, commercial oceangoing vessels and cruise ships.
- Sales for petroleum applications increased 27 percent based on strong demand for engines used in drilling and production. Turbine-related services increased to support rising oil production and gas transmission demand.

**Latin America** – Sales decreased \$30 million, or 8 percent.

- Sales volume decreased \$40 million.
- Price realization increased \$10 million.
- Sales into truck applications declined 58 percent reflecting reduced demand. Latin American truck facilities decreased exports of trucks destined for the United States.
- Sales for petroleum applications increased 4 percent as turbine-related services increased to support rising oil production.
- Sales for electric power engines decreased 6 percent due to timing of shipments of product into Latin America.

**Asia/Pacific** – Sales increased \$156 million, or 31 percent.

- Sales volume increased \$102 million.
- Price realization increased \$31 million.
- Currency benefited sales by \$23 million.
- Sales for marine applications increased 58 percent, with continued strong demand for workboat and offshore shipbuilding. Large diesel demand grew in the offshore and general cargo industries.
- Sales for petroleum applications increased 38 percent as Chinese drill rig builders continue to manufacture at record high levels for domestic and export use. Turbines and turbine-related services increased to support oil production and natural gas pipeline compression demand.
- Sales of electric power engines increased 18 percent with the successful launch of new medium-sized units and increased demand in India.

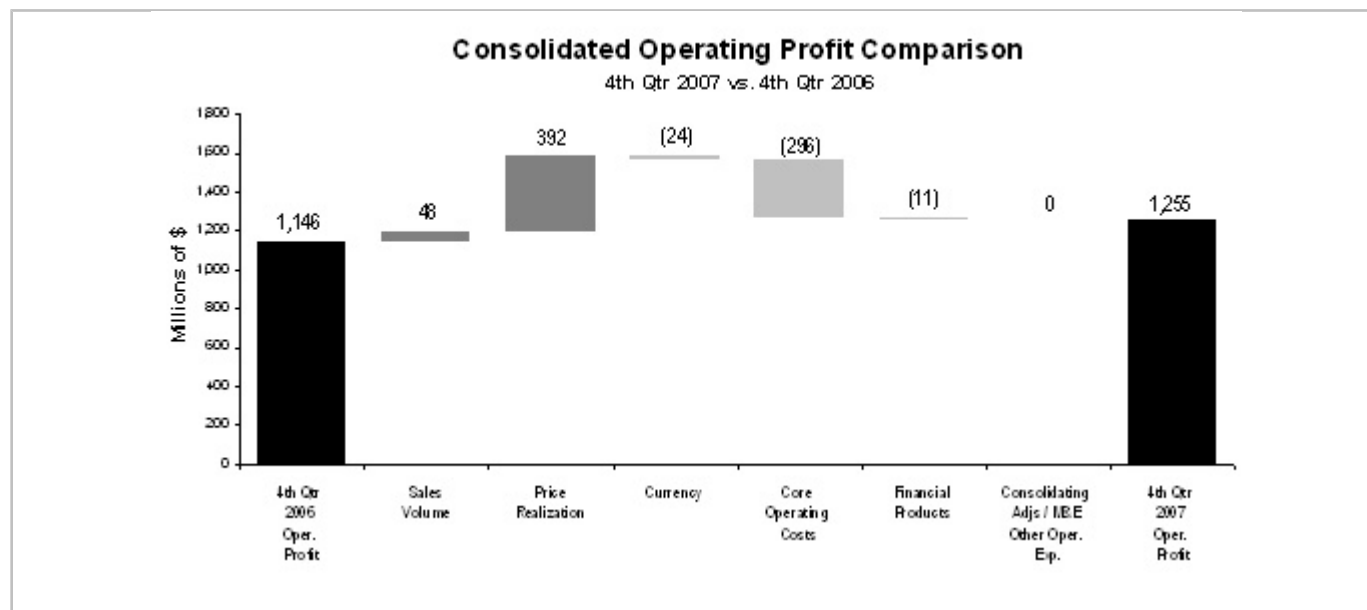
## Financial Products Revenues

Revenues were \$784 million in fourth quarter 2007, an increase of \$109 million, or 16 percent, from fourth quarter 2006.

- Growth in average earning assets increased revenues \$85 million.
- Revenues from earned premiums at Cat Insurance increased \$26 million.

A-50

## OPERATING PROFIT



The chart above graphically illustrates reasons for the change in Consolidated Operating Profit between fourth quarter 2006 (at left) and fourth quarter 2007 (at right). Items favorably impacting operating profit appear as upward stair steps with the corresponding dollar amounts above each bar, while items negatively impacting operating profit appear as downward stair steps with dollar amounts reflected in parentheses above each bar. Caterpillar management utilizes these charts internally to visually communicate with its Board of Directors and employees. The bar titled Consolidating Adjustments/M&E Other Operating Expense includes the operating profit impact of Progress Rail.

Operating profit in fourth quarter 2007 increased \$109 million, or 10 percent, from 2006, driven by higher price realization and sales volume, partially offset by increased core operating costs.

Core operating costs rose \$296 million from fourth quarter 2006 driven by \$355 million of higher manufacturing costs. The increase in manufacturing costs was primarily due to operating inefficiencies, higher material costs and increased depreciation. Operating inefficiencies were the result of supply chain challenges, capacity increases, factory repair and maintenance and costs to enhance customer delivered quality. SG&A and R&D were down \$59 million from fourth quarter 2006. Lower spending more than offset the impact of higher wage and benefits.

Currency had a \$24 million unfavorable impact on operating profit, as the benefit to sales was more than offset by the negative impact on costs.

## Operating Profit by Principal Line of Business

(Millions of dollars)	Fourth Quarter 2007	Fourth Quarter 2006	\$ Change	% Change
Machinery <sup>1</sup>	\$ 619	\$ 579	\$ 40	7%
Engines <sup>1</sup>	571	502	69	14%

Financial Products	161	172	(11)	(6%)
Consolidating Adjustments	(96)	(107)	11	
Consolidated Operating Profit	\$ 1,255	\$ 1,146	\$ 109	10%

<sup>1</sup> Caterpillar operations are highly integrated; therefore, the company uses a number of allocations to determine lines of business operating profit for Machinery and Engines.

A-51

- **Machinery** operating profit of \$619 million was up \$40 million, or 7 percent, from fourth quarter 2006. Price realization and higher sales volume were partially offset by higher core operating costs.
- **Engines** operating profit of \$571 million was up \$69 million, or 14 percent, from fourth quarter 2006. The favorable impacts of improved price realization and positive mix of product were partially offset by higher core operating costs and lower sales volume.
- **Financial Products** operating profit of \$161 million decreased \$11 million, or 6 percent, from fourth quarter 2006. The decrease was primarily attributable to an \$18 million increase in the provision for credit losses and a \$6 million decrease in miscellaneous revenue items, partially offset by a \$14 million impact from higher average earning assets at Cat Financial.

## OTHER PROFIT/LOSS ITEMS

- **Other income/expense** was \$88 million of income compared with \$49 million of income in fourth quarter 2006. The change was primarily due to the favorable impacts of currency and other items that were individually insignificant.
- **The provision for income taxes** in the fourth quarter reflects an annual tax rate of 30 percent as compared to a 29 percent rate in 2006. The increase over 2006 is primarily due to the repeal of ETI benefits in 2007 offset by a more favorable geographic mix of profits from a tax perspective.

A favorable adjustment of \$55 million was recorded this quarter related to the first nine months of 2007 as a result of a decrease in the estimated annual tax rate from 31.5 to 30 percent, primarily due to changes in our geographic mix of profits. This compares to a favorable adjustment of \$75 million in the fourth quarter of 2006.

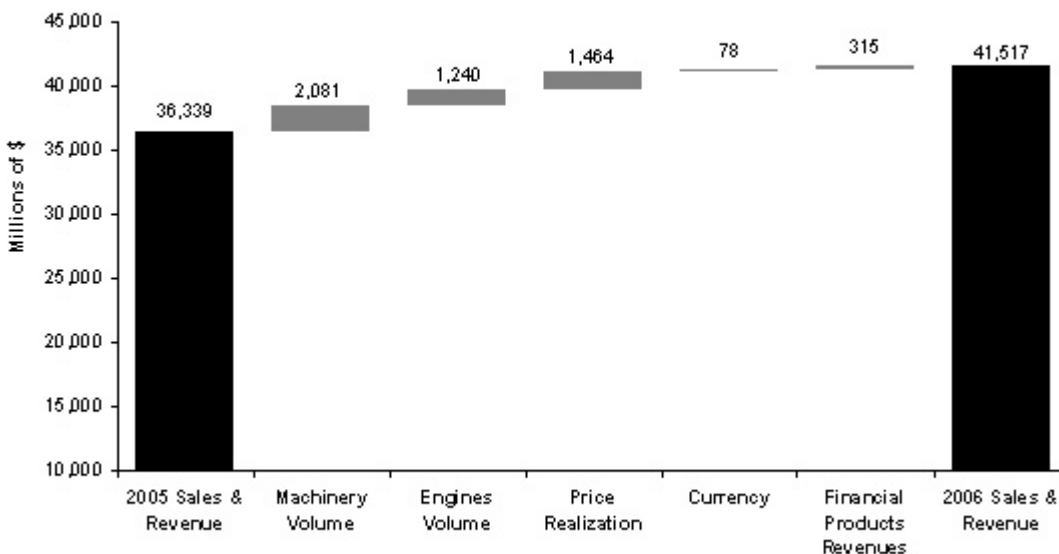
## 2006 COMPARED WITH 2005

### SALES AND REVENUES



## Consolidated Sales and Revenues Comparison

2006 vs. 2005



The chart above graphically illustrates reasons for the change in Consolidated Sales and Revenues between 2005 (at left) and 2006 (at right). Items favorably impacting sales and revenues appear as upward stair steps with the corresponding dollar amounts above each bar. The bar entitled Machinery Volume includes Progress Rail sales. Caterpillar management utilizes these charts internally to visually communicate with the company's Board of Directors and employees.

Sales and revenues for 2006 were \$41.517 billion, up \$5.178 billion, or 14 percent, from 2005. Machinery volume was up \$2.081 billion, Engines volume was up \$1.240 billion, price realization improved \$1.464 billion and Financial Products revenues increased \$315 million. In addition, currency had a positive impact on sales of \$78 million.

A-52

### Sales and Revenues by Geographic Region

(Millions of dollars)	Total	% Change	North	%	EAME	%	Latin	%	Asia/ Pacific	%
			America	Change	Change	America	Change	Change		
<b>2006</b>										
Machinery	\$ 26,062	14%	\$ 14,215	11%	\$ 6,223	19%	\$ 2,544	28%	\$ 3,080	6%
Engines <sup>1</sup>	12,807	16%	5,940	22%	4,064	11%	1,102	8%	1,701	13%
Financial Products <sup>2</sup>	2,648	14%	1,852	12%	377	11%	195	32%	224	21%
	<u>\$ 41,517</u>	14%	<u>\$ 22,007</u>	14%	<u>\$ 10,664</u>	16%	<u>\$ 3,841</u>	22%	<u>\$ 5,005</u>	9%
<b>2005</b>										
Machinery	\$ 22,931		\$ 12,822		\$ 5,222		\$ 1,982		\$ 2,905	
Engines <sup>1</sup>	11,075		4,887		3,658		1,022		1,508	
Financial Products <sup>2</sup>	2,333		1,659		341		148		185	
	<u>\$ 36,339</u>		<u>\$ 19,368</u>		<u>\$ 9,221</u>		<u>\$ 3,152</u>		<u>\$ 4,598</u>	

<sup>1</sup> Does not include internal engine transfers of \$2,310 million and \$2,065 million in 2006 and 2005, respectively. Internal engine transfers are valued at prices comparable to those for unrelated parties.

**Machinery sales** of \$26.062 billion were an increase of \$3.131 billion, or 14 percent, from 2005. Sales volume increased \$2.081 billion and increased in all geographic regions. Price realization increased \$996 million. Currency benefited sales by \$54 million. The acquisition of Progress Rail added \$766 million to sales volume in North America. Excluding Progress Rail, North America experienced stronger growth in the first half, which was partially offset by the effects of higher interest rates and lower housing starts that caused sales volume to weaken during the second half of the year. Outside North America, economic conditions improved as Europe turned in its best economic growth since 2000. Construction and mining were strong in all regions. Dealers increased inventories in 2006, although at a slower rate than in 2005, to support higher deliveries. Dealer inventories in months of supply were about even with 2005.

**North America** sales increased \$1.393 billion, or 11 percent. Sales volume increased \$771 million, primarily due to Progress Rail. Price realization increased \$622 million. Housing starts in the United States dropped sharply in the second half, causing lower sales of machines used in that sector. While lower mortgage rates revived new home sales late in the year, builders continued to cut starts in order to reduce inventories of unsold homes. The significant increase in short-term interest rates over the past two years somewhat reduced the incentives for users to replace machines currently operating in their fleets. As a result, trends in dealer deliveries moderated in some still-growing applications such as nonresidential construction. Dealers also added fewer machines to rental fleets. Those developments were more pronounced in the second half. Coal mines increased production to a record high in the second quarter but reduced output in the second half of the year. Electric utilities cut coal consumption, and coal stocks increased to cause a decline in spot prices. Lower coal prices and some reported delays in securing mine permits caused a decline in dealer-reported deliveries to coal mines. Metals mines increased exploration spending 38 percent in 2006 in response to favorable metals prices, and highway contracts awarded, net of inflation, increased 7 percent. As a result, dealer-reported deliveries of machines in metal mining and highway applications increased. Dealer-reported inventories declined slightly in the last half of 2006, reversing the pattern of the past three years. However, dealer inventories in months of supply ended the year higher than at the end of 2005.

**EAME** sales increased \$1.001 billion, or 19 percent. Sales volume increased \$884 million. Price realization increased \$102 million. Currency benefited sales by \$15 million. Volume improved in Europe, Africa/Middle East and the Commonwealth of Independent States (CIS). Dealers reported higher deliveries and increased their inventories to support that growth. Reported inventories in months of supply were lower than at the end of 2005. Sales in the CIS increased for the sixth consecutive year, reaching a record high. Sales in Europe benefited from better economic growth in the Euro-zone economies and a recovery in construction. Higher home prices and readily available credit led to an increase in building permits. Sales increased in the central European countries in response to rapid growth in construction. Sales increased significantly in Africa/Middle East for the third consecutive year. High energy and metals prices have driven increased investment in those industries and contributed to construction booms. Construction increased more than 10 percent in both Turkey and South Africa.

**Latin America** sales increased \$562 million, or 28 percent. Sales volume increased \$365 million. Price realization increased \$165 million. Currency benefited sales by \$32 million. Dealers reported higher deliveries to end users and increased inventories to support that growth. Reported inventories in months of supply were lower than a year earlier. Sales increased in most countries in the region, the result of higher commodity prices, increased mine production and rapid growth in construction. Interest rates in Brazil declined 475 basis points during the year, reaching the lowest levels in at least 20 years. Lower rates helped improve the economy, leading to an increase in sales.

**Asia/Pacific** sales increased \$175 million, or 6 percent. Sales volume increased \$61 million. Price realization increased \$107 million. Currency benefited sales by \$7 million. Dealers reported increased deliveries but reduced their inventories. As a result, inventories in months of supply were well below a year earlier. The largest sales gain occurred in China, the result of significant increases in construction and mining. Sales also increased sharply in Australia, benefiting from an increase in construction spending. While mine production declined, exploration expenditures increased 26 percent. Sales in India continued to grow for the fifth consecutive year due to increases in construction and mining. Sales in Indonesia were down significantly in 2006, although the rate of decline diminished as the year progressed.

**Engine sales** of \$12.807 billion were an increase of \$1.732 billion, or 16 percent, from 2005. Sales volume increased \$1.240 billion. Price realization increased \$468 million. Currency impact benefited sales by \$24 million. Worldwide, and for most geographic regions and industries, dealer-reported inventories were up. Inventories in months of supply decreased slightly. Sales benefited particularly from widespread strength in petroleum applications for reciprocating engines, turbines and turbine-related services as strong demand and limited reserve capacity drove continued industry investment.

- **North America** sales increased \$1.053 billion, or 22 percent. Sales volume increased \$841 million. Price realization increased \$212 million. Sales for petroleum applications increased 44 percent with continued strong demand for reciprocating engines for drilling and compression as well as turbines and turbine-related services for pipelines. Sales for on-highway truck applications increased 16 percent as industry demand strengthened in advance of the 2007 emissions change. Sales for electric power applications increased 13 percent supported by technology applications and nonresidential construction. Sales for industrial applications increased 22 percent with widespread strong demand for various types of industrial Original Equipment Manufacturer (OEM) equipment. Sales for marine applications remained about flat with increased workboat sales mostly offset by reduced pleasure craft demand.

- **EAME** sales increased \$406 million, or 11 percent. Sales volume increased \$237 million. Price realization increased \$149 million. Currency impact benefited sales by \$20 million. Sales for electric power applications increased 8 percent supported by developing region demand from high commodity prices. Sales for marine applications increased 21 percent with continued strength in shipbuilding. Sales for petroleum applications increased 16 percent, primarily from turbine demand for oil production and gas transmission. Sales for industrial applications remained about flat.

- **Latin America** sales increased \$80 million, or 8 percent. Sales volume increased \$46 million. Price realization increased \$34 million. Sales for electric power engines increased 25 percent from growth in commercial development and increased investment in standby generator sets to support business operations. Sales for petroleum engines declined 10 percent with all of the decline driven by nonrecurring projects to support increased oil production. Sales for industrial engines increased 55 percent with increased demand for agricultural equipment. Sales for on-highway truck engines increased 30 percent with continued increased demand for trucks and strong market acceptance of Caterpillar engines. Sales for marine engines increased 50 percent from ongoing strength in workboat demand.

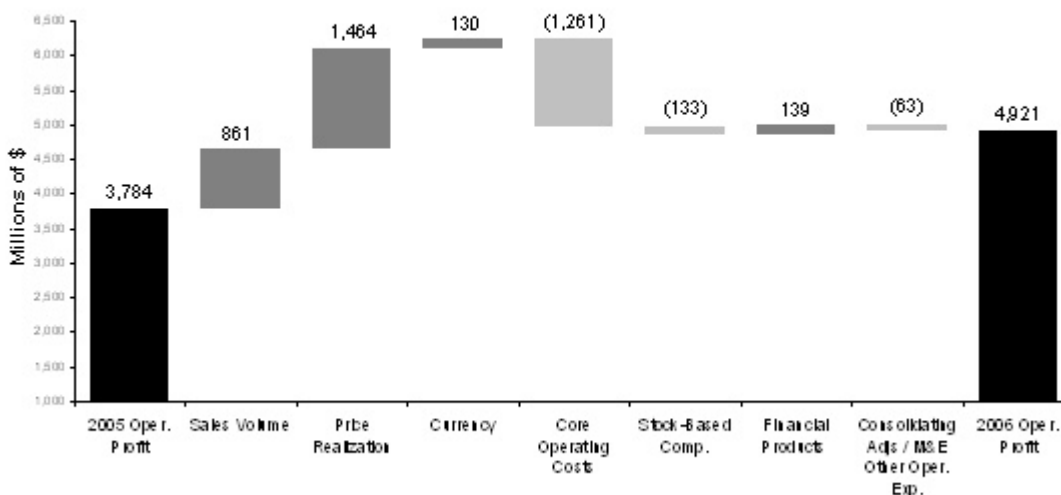
- **Asia/Pacific** sales increased \$193 million, or 13 percent. Sales volume increased \$116 million. Price realization increased \$73 million. Currency impact benefited sales by \$4 million. Sales for petroleum applications increased 22 percent with continued growth in demand for drill rigs as well as turbines and turbine-related services in Southeast Asia. Sales for electric power applications increased 10 percent from demand for manufacturing support. Sales for marine applications increased 15 percent with continued growth in demand for oceangoing and workboat vessels. Sales for industrial applications increased 6 percent with increased demand for various types of industrial OEM equipment.

**Financial Products revenues** of \$2.648 billion were an increase of \$315 million, or 14 percent, from 2005. Growth in average earning assets increased revenues \$178 million. The impact of higher interest rates on new and existing finance receivables at Cat Financial added \$123 million. There was a \$14 million increase in other revenues, primarily due to an increase in earned premiums at Cat Insurance.

## OPERATING PROFIT

## Consolidated Operating Profit Comparison

2006 vs. 2005



The chart above graphically illustrates reasons for the change in Consolidated Operating Profit between 2005 (at left) and 2006 (at right). Items favorably impacting operating profit appear as upward stair steps with the corresponding dollar amounts above each bar, while items negatively impacting operating profit appear as downward stair steps with dollar amounts reflected in parentheses above each bar. Caterpillar management utilizes these charts internally to visually communicate with the company's Board of Directors and employees. The bar entitled Consolidating Adjustments/M&E Other Operating Expense includes the operating profit impact of Progress Rail.

Operating profit in 2006 improved \$1.137 billion, or 30 percent from last year, driven by higher price realization and sales volume, partially offset by higher core operating costs.

Core operating costs rose \$1.261 billion from 2005. Of this increase, \$650 million was attributable to higher manufacturing costs. Manufacturing costs include both period and variable costs associated with building our products. The increase in manufacturing costs was split about evenly between *period costs* and variable costs. The increase in period manufacturing costs was primarily attributable to costs to support increased volume. This includes capacity increases, machine tool repair and maintenance, facility support and growth of our Logistics business. The increase in variable manufacturing costs was due to variable inefficiencies and higher material costs. Non-manufacturing core operating costs were up \$611 million as a result of higher Selling, General and Administrative (SG&A) and Research and Development (R&D) expenses to support significant new product programs as well as order fulfillment/velocity initiatives. 2006 SG&A expense includes approximately \$70 million related to a settlement of various legal disputes with Navistar.

### Operating Profit by Principal Line of Business

(Millions of dollars)	2006	2005	\$ Change	% Change
Machinery <sup>1</sup>	\$ 3,027	\$ 2,431	\$ 596	25%
Engines <sup>1</sup>	1,630	1,071	559	52%
Financial Products	670	531	139	26%
<b>Consolidating Adjustments</b>	(406)	(249)	(157)	
Consolidated Operating Profit	\$ 4,921	\$ 3,784	\$ 1,137	30%

<sup>1</sup> Caterpillar operations are highly integrated; therefore, the company uses a number of allocations to determine lines of business operating profit for Machinery and Engines.

- **Machinery** operating profit of \$3.027 billion was up \$596 million, or 25 percent, from 2005. The favorable impact of improved price realization and higher sales volume was largely offset by higher core operating costs.
- **Engines** operating profit of \$1.630 billion was up \$559 million, or 52 percent, from 2005. The favorable impact of improved price realization and higher sales volume was partially offset by higher core operating costs, which included expense related to a settlement of various legal disputes with Navistar.
- **Financial Products** operating profit of \$670 million was up \$139 million, or 26 percent, from 2005. The increase was primarily due to \$86 million from continued growth of average earning assets and a \$77 million impact from improved net yield on average earning assets at Cat Financial.

## **OTHER PROFIT/LOSS ITEMS**

- **Other income/expense** was income of \$214 million compared with income of \$377 million in 2005. The decrease was primarily due to the unfavorable impact of currency.

- **The provision for income taxes** in 2006 reflects an annual tax rate of 29 percent compared to 29.5 percent in 2005 (excluding discrete items discussed below). The decrease is primarily due to a change in our geographic mix of profits and increased benefits recognized for the research and development credit and domestic production activities deduction more than offsetting the impact of the phase-out provision of the American Jobs Creation Act permitting only 60 percent of Extraterritorial Income Exclusion (ETI) benefits in 2006.

The provision for income taxes for 2006 also includes a discrete benefit of \$5 million for net changes in tax reserves. Favorable settlement of a non-U.S. tax issue resulted in a \$25 million decrease in reserves. This was partially offset by a \$20 million increase in tax reserves for an expected IRS assessment, related to transfer pricing adjustments for tax years 1992 to 1994, which we plan to continue to dispute. The provision for income taxes for 2005 included a \$31 million discrete benefit.

## **Progress Rail Services, Inc.**

In June 2006, Caterpillar acquired 100 percent of the equity in privately held Progress Rail Services, Inc. (Progress Rail) for approximately \$1 billion, including the assumption of \$200 million in debt. Based in Albertville, Alabama, Progress Rail is a leading provider of remanufactured locomotive, railcar and track products and services to the North American railroad industry. The company also has one of the most extensive rail service and supply networks in North America. When acquired, Progress Rail operated more than 90 facilities in 29 states in the United States, Canada and Mexico, with about 3,700 employees. Expansion into the railroad aftermarket business is a strong fit with our strategic direction and will leverage Caterpillar's remanufacturing capabilities.

The transaction was financed with available cash and commercial paper borrowings of \$427 million and Caterpillar stock of \$379 million (5.3 million shares). Net tangible assets acquired, recorded at their fair values, primarily were inventories of \$257 million, receivables of \$169 million and property, plant and equipment of \$260 million. Liabilities acquired, recorded at their fair values, primarily consisted of assumed debt of \$200 million, accounts payable of \$148 million and net deferred tax liabilities of \$115 million. Finite-lived intangible assets acquired of \$223 million related primarily to customer relationships are being amortized on a straight-line basis over 20 years. Goodwill of \$431 million, non-deductible for income tax purposes, represents the excess of cost over the fair value of net tangible and finite-lived intangible assets acquired. The results of the acquired business for the period from the acquisition date are included in the accompanying consolidated financial statements and reported in the "All Other" category in Note 24. Assuming this transaction had been made at the beginning of any period presented, the consolidated pro forma results would not be materially different from reported results.

## **GLOSSARY OF TERMS**

1. **Cat Production System (CPS)** – The Caterpillar Production System is the common Order-to-Delivery process being implemented enterprise-wide to achieve our safety, quality, velocity, earnings and growth goals for 2010 and beyond.
2. **Consolidating Adjustments** – Eliminations of transactions between Machinery and Engines and Financial Products.

3. **Core Operating Costs** – Machinery and Engines variable manufacturing cost change [adjusted for volume] and changes in period manufacturing costs, SG&A expenses and R&D expenses. Excludes the impact of currency. Due to the adoption of FAS 123R in 2006, the 2006 vs. 2005 change in core operating costs also excludes stock based compensation expense.
4. **Currency** – With respect to sales and revenues, currency represents the translation impact on sales resulting from changes in foreign currency exchange rates versus the U.S. dollar. With respect to operating profit, currency represents the net translation impact on sales and operating costs resulting from changes in foreign currency exchange rates versus the U.S. dollar. Currency includes the impacts on sales and operating profit for the Machinery and Engines lines of business only; currency impacts on Financial Products revenues and operating profit are included in the Financial Products portions of the respective analyses. With respect to other income/expense, currency represents the effects of forward and option contracts entered into by the company to reduce the risk of fluctuations in exchange rates and the net effect of changes in foreign currency exchange rates on our foreign currency assets and liabilities for consolidated results.
5. **Debt to Capital Ratio** – A key measure of financial strength used by both management and our credit rating agencies. The metric is a ratio of Machinery and Engines debt (short-term borrowings plus long-term debt) to the sum of Machinery and Engines debt and stockholders' equity.
6. **EAME** – Geographic region including Europe, Africa, the Middle East and the Commonwealth of Independent States (CIS).
7. **Earning Assets** – Assets consisting primarily of total finance receivables net of unearned income, plus equipment on operating leases, less accumulated depreciation at Cat Financial.
8. **Engines** – A principal line of business including the design, manufacture, marketing and sales of engines for Caterpillar machinery; electric power generation systems; on-highway vehicles and locomotives; marine, petroleum, construction, industrial, agricultural and other applications; and related parts. Also includes remanufacturing of Caterpillar engines and a variety of Caterpillar machine and engine components and remanufacturing services for other companies. Reciprocating engines meet power needs ranging from 5 to 21,500 horsepower (4 to over 16 000 kilowatts). Turbines range from 1,600 to 20,500 horsepower (1 200 to 15 000 kilowatts).

---

A-56

9. **Financial Products** – A principal line of business consisting primarily of Caterpillar Financial Services Corporation (Cat Financial), Caterpillar Insurance Holdings, Inc. (Cat Insurance), Caterpillar Power Ventures Corporation (Cat Power Ventures) and their respective subsidiaries. Cat Financial provides a wide range of financing alternatives to customers and dealers for Caterpillar machinery and engines, Solar gas turbines as well as other equipment and marine vessels. Cat Financial also extends loans to customers and dealers. Cat Insurance provides various forms of insurance to customers and dealers to help support the purchase and lease of our equipment. Cat Power Ventures is an investor in independent power projects using Caterpillar power generation equipment and services.
10. **Latin America** – Geographic region including Central and South American countries and Mexico.
11. **Machinery** – A principal line of business which includes the design, manufacture, marketing and sales of construction, mining and forestry machinery—track and wheel tractors, track and wheel loaders, pipelayers, motor graders, wheel tractor-scrappers, track and wheel excavators, backhoe loaders, log skidders, log loaders, off-highway trucks, articulated trucks, paving products, skid steer loaders and related parts. Also includes logistics services for other companies and the design, manufacture, remanufacture, maintenance and services of rail-related products.
12. **Machinery and Engines (M&E)** – Due to the highly integrated nature of operations, it represents the aggregate total of the Machinery and Engines lines of business and includes primarily our manufacturing, marketing and parts distribution operations.
13. **Manufacturing Costs** – Manufacturing costs exclude the impacts of currency and represent the volume-adjusted change for variable costs and the absolute dollar change for period manufacturing costs. Variable manufacturing costs are defined as having a direct relationship with the volume of production. This includes material costs, direct labor and



other costs that vary directly with production volume such as freight, power to operate machines and supplies that are consumed in the manufacturing process. Period manufacturing costs support production but are defined as generally not having a direct relationship to short-term changes in volume. Examples include machinery and equipment repair, depreciation on manufacturing assets, facility support, procurement, factory scheduling, manufacturing planning and operations management. Due to the adoption of FAS 123R in 2006, the 2006 vs. 2005 change in core operating cost also excludes stock based compensation expense.

14. **M&E Other Operating Expenses** – Comprised primarily of gains (losses) on disposal of long-lived assets, long-lived asset impairment charges and impairment of goodwill.
15. **Operating Profit** – Sales and revenues minus operating costs.
16. **Period Costs** – Comprised of Machinery and Engines period manufacturing costs, SG&A expense and R&D expense. Period costs exclude the impacts of currency. Due to the adoption of FAS 123R in 2006, the 2006 vs. 2005 change in period costs also excludes stock based compensation expense.
17. **Price Realization** – The impact of net price changes excluding currency and new product introductions. Consolidated price realization includes the impact of changes in the relative weighting of sales between geographic regions.
18. **Profit** – Consolidated profit before taxes less provision for income taxes plus equity in profit (loss) of unconsolidated affiliated companies.
19. **Sales Volume** – With respect to sales and revenues, sales volume represents the impact of changes in the quantities sold for machinery and engines as well as the incremental revenue impact of new product introductions. With respect to operating profit, sales volume represents the impact of changes in the quantities sold for machinery and engines combined with product mix—the net operating profit impact of changes in the relative weighting of machinery and engines sales with respect to total sales.
20. **6 Sigma** – On a technical level, 6 Sigma represents a measure of variation that achieves 3.4 defects per million opportunities. At Caterpillar, 6 Sigma represents a much broader cultural philosophy to drive continuous improvement throughout the value chain. It is a fact-based, data-driven methodology that we are using to improve processes, enhance quality, cut costs, grow our business and deliver greater value to our customers through Black Belt-led project teams. At Caterpillar, 6 Sigma goes beyond mere process improvement—it has become the way we work as teams to process business information, solve problems and manage our business successfully.

## **LIQUIDITY AND CAPITAL RESOURCES**

### **Sources of funds**

We generate our capital resources primarily through operations. Operating cash flows increased to \$7.94 billion in 2007 from \$5.80 billion in 2006. The significant increase of \$2.14 billion is primarily the result of a \$1.05 billion improvement from receivables and a \$644 million decrease in taxes paid. The receivable change is largely due to the timing of collections of North American sales. See further discussion under Machinery and Engines and Financial Products. We anticipate that the majority of future capital resource requirements will be funded by operating cash flow, which is largely sourced from profits. See our Outlook on page A-69.

Total debt as of December 31, 2007, was \$28.43 billion, an increase of \$1.13 billion from year-end 2006. Debt related to Machinery and Engines decreased \$271 million. Debt related to Financial Products increased \$1.40 billion due to continued growth at Cat Financial.

We have three global credit facilities with a syndicate of banks totaling \$6.55 billion available in the aggregate to both Machinery and Engines and Financial Products to support commercial paper programs. Based on management's allocation decision, which can be revised at anytime, the portion of the credit facilities allocated to Cat Financial was \$5.55 billion at December 31, 2007. During 2007, the five-year facility of \$1.62 billion, which was scheduled to expire in September 2010, was extended and will expire September 2012. The five-year facility of \$2.98 billion has not changed and will expire September 2011. The 364-day facility was increased from \$1.85 billion to \$1.95 billion and will expire in September 2008. The facility expiring in September 2008 has a provision that allows Caterpillar or Cat Financial to obtain a one-year loan in September 2008 that would mature in September 2009. Each of the facilities includes one or more sub-facilities that allow one or more specified subsidiaries of Cat Financial to borrow in certain non-U.S. dollar currencies. The overall increase of \$100 million to the global credit facilities was

initiated in order to support the growth in total sales and revenues. At December 31, 2007, there were no borrowings under these lines and we were in compliance with all debt covenants.

Our total credit commitments as of December 31, 2007 were:

(Millions of dollars)	Consolidated	Machinery and Engines	Financial Products
Credit lines available:			
Global credit facilities	\$ 6,550	\$ 1,000	\$ 5,550
Other external	3,470	1,293	2,177
Total credit lines available	10,020	2,293	7,727
Less: Global credit facilities supporting commercial paper	(4,935)	—	(4,935)
Less: Utilized credit	(1,315)	(155)	(1,160)
Available credit	\$ 3,770	\$ 2,138	\$ 1,632

To maintain an alternative funding source, Cat Financial periodically (generally once a year) securitizes retail (customer) installment sale contracts and finance leases. In this process, these finance receivables are sold into a public asset-backed securitization trust. The trusts, bankruptcy remote qualified special purpose entities (QSPEs) that are not consolidated in our financial statements, held total assets of \$1.16 billion related to these securitizations at year-end 2007. We use QSPEs in a manner consistent with conventional practices in the securitization industry to isolate these finance receivables, which are secured by new and used equipment, for the benefit of securitization investors. Our sensitivity analysis indicated that the impact of a 20 percent adverse change to all individual assumptions used to calculate the fair value of all our retained interests at December 31, 2007 would be \$2 million or less.

The use of the QSPEs enables us to access the U.S. securitization market for the sale of these types of financial assets. The amounts of funding from securitizations reflect such factors as capital market accessibility, relative costs of funding sources and assets available for securitization. We had cash proceeds from initial sales of these receivables of \$650 million and \$947 million, and recognized a pre-tax gain of \$4 million and \$7 million for 2007 and 2006, respectively. Subordinated retained interests in public securitizations totaled \$49 million and \$68 million at December 31, 2007 and 2006, respectively.

### **Machinery and Engines**

Operating cash flows increased to \$5.45 billion in 2007 from \$4.61 billion in 2006. The favorable change is primarily the result of a decrease in taxes paid. Another significant operating item in 2007 is the continued increase in customer advances, which was driven by higher turbine and large reciprocating engine orders. The increases in operating cash flows were partially offset by increases in inventory as we continue to have challenges with certain elements of our supply base meeting high production levels resulting in inefficiencies. We continue to focus on improving the flow of quality product with the implementation of the Caterpillar Production System.

Our priorities for the use of cash are to maintain a strong financial position, fund profitable growth, maintain well-funded pension plans, consistently increase dividends and repurchase common stock.

**Maintain a strong financial position** - A key measure of Machinery and Engines financial strength used by both management and our credit rating agencies is Machinery and Engines' debt to capital ratio. Debt to capital is defined as short-term borrowings, long-term debt due within one year, and long-term debt due after one year (debt) divided by the sum of debt and stockholders' equity. Debt also includes borrowings from Financial Products. At December 31, 2007, Machinery and Engines debt to capital ratio was 31.2 percent compared to 38.6 percent at December 31, 2006. This favorable change is the result of record operating cash flows over the past three years.

**Fund profitable growth** - Capital expenditures during 2007 were \$1.68 billion, an increase of \$103 million compared to 2006. The increase is primarily to replace and upgrade existing production assets, support new product programs and facilitate additional expansion of manufacturing capacity. Cash used for acquisitions (net of cash acquired) was \$244 million, primarily for the purchase of Franklin Power Products, Inc. and International Fuel Systems, Inc. and Blount International's Forestry Division.

**Maintain well-funded pension plans** - Pension plans remain well funded and we have adequate liquidity to fund both U.S. and non-U.S. plans. Our pension plans were 93% funded at year-end 2007.

**Consistently increase dividends** - Dividends paid totaled \$845 million for 2007, representing 30 cents per share paid in the first two quarters and 36 cents per share paid in the third and fourth quarters. 2007 marks the fourteenth consecutive year our annual dividend per share has increased.

**Repurchase common stock** - Pursuant to the stock repurchase program authorized by the Board of Directors in October 2003, which was completed in April of 2007, and the new stock repurchase program approved in February 2007, \$2.41 billion was spent to purchase 33.5 million shares in 2007. In August of 2007, the Board of Directors approved the use of derivative contracts for stock repurchases under the current stock repurchase program. There were 624 million shares outstanding at the end of 2007.

## Financial Products

Financial Products 2007 operating cash flow was \$1.09 billion compared to \$1.01 billion in 2006. Net cash used for investing activities in 2007 was \$1.24 billion compared to \$1.19 billion in 2006. This moderate increase is due to continued retail portfolio growth, partially offset by decreases in North American trade receivables purchased by Cat Financial. Net cash provided by financing activities in 2007 was approximately the same as 2006.

Financial Products total borrowings were \$24.42 billion at December 31, 2007, an increase of \$1.40 billion from December 31, 2006. Debt repayment in Financial Products depends primarily on timely repayment and collectibility of the receivables portfolio. At December 31, 2007, finance receivables past due over 30 days were 2.36 percent, compared with 1.71 percent at December 31, 2006. The allowance for credit losses was 1.39 percent of finance receivables, net of unearned income, at December 31, 2007, compared to 1.33 percent at December 31, 2006. Receivables written off due to uncollectibility, net of recoveries on receivables previously written off, were \$68 million and \$47 million for 2007 and 2006, respectively. The increase in past dues and write-offs primarily relate to the downturn in the U.S. housing industry. Although past dues and write-offs have increased from 2006, by historical standards, Cat Financial's portfolio continues to perform well and has not been significantly impacted by the downturn in global credit markets. Due to Caterpillar's strong credit rating, Cat Financial was able to maintain normal operations and fund all their needs during 2007.

A-58

## Dividends paid per common share<sup>1</sup>

Quarter	2007	2006	2005 <sup>1</sup>
First	\$ .300	\$ .250	\$ .205
Second	.300	.250	.205
Third	.360	.300	.250
Fourth	.360	.300	.250
	\$ 1.320	\$ 1.100	\$ 0.910

<sup>1</sup> Per share data reflects the July 2005 2-for-1 stock split.

## Contractual obligations

The company has committed cash outflow related to long-term debt, operating lease agreements, postretirement obligations, purchase obligations, interest on long-term debt and other long-term contractual obligations. Minimum payments for these obligations are:

(Millions of dollars)	2008	2009	2010	2011	2012	After 2012	Total
Long-term debt:							

Machinery and Engines (excluding capital leases)	\$ 178	\$ 315	\$ 1	\$ 374	\$ 1	\$ 2,880	\$ 3,749
Machinery and Engines-capital leases	2	2	2	2	2	60	70
Financial Products	4,952	4,815	2,961	686	1,515	4,213	19,142
Total long-term debt	5,132	5,132	2,964	1,062	1,518	7,153	22,961
Operating leases	248	186	155	119	95	441	1,244
Postretirement obligations <sup>1</sup>	770	490	490	530	550	3,150	5,980
Purchase obligations:							
Accounts payable <sup>2</sup>	4,723	—	—	—	—	—	4,723
Purchase orders <sup>3</sup>	6,186	—	—	—	—	—	6,186
Other contractual obligations <sup>4</sup>	250	87	65	40	—	—	442
Total purchase obligations	11,159	87	65	40	—	—	11,351
Interest on long-term debt <sup>5</sup>	1,001	708	555	475	405	5,829	8,973
Other long-term obligations <sup>6</sup>	119	99	73	62	62	50	465
Total contractual obligations	\$ 18,429	\$ 6,702	\$ 4,302	\$ 2,288	\$ 2,630	\$ 16,623	\$ 50,974

<sup>1</sup> Amounts represent expected contributions to our pension and other postretirement benefit plans through 2017, offset by expected Medicare Part D subsidy receipts.

<sup>2</sup> Amount represents invoices received and recorded as liabilities in 2007, but scheduled for payment in 2008. These represent short-term obligations made in the ordinary course of business.

<sup>3</sup> Amount represents contractual obligations for material and services on order at December 31, 2007 but not yet delivered. These represent short-term obligations made in the ordinary course of business.

<sup>4</sup> Amounts represent long-term commitments entered into with key suppliers for minimum purchases quantities.

<sup>5</sup> Amounts represent estimated contractual interest payments on long-term debt.

<sup>6</sup> Amounts represent contractual obligations primarily related to software license contracts, IT consulting contracts and outsourcing contracts for benefit plan administration and software system support.

We adopted FIN 48, "Accounting for Uncertainty in Income Taxes" as of January 1, 2007. The total amount of gross unrecognized tax benefits for uncertain tax positions, including positions impacting only the timing of tax benefits, was \$703 million at December 31, 2007. Payment of these obligations would result from settlements with taxing authorities. Due to the difficulty in determining the timing of settlements, FIN 48 obligations are not included in the table above. We do not expect a significant tax payment related to these obligations within the next year.

A-59

## **CRITICAL ACCOUNTING POLICIES**

The preparation of financial statements in conformity with generally accepted accounting principles requires management to make estimates and assumptions that affect reported amounts. The more significant estimates include: residual values for leased assets, fair market values for goodwill impairment tests, warranty liability, stock-based compensation, reserves for product liability and insurance losses, postretirement benefits, post-sale discounts, credit losses and income taxes. We have incorporated many years of data into the determination of each of these estimates and we have not historically experienced significant adjustments. These assumptions are reviewed at least annually with the Audit Committee of the Board of Directors. Following are the methods and assumptions used in determining our estimates and an indication of the risks inherent in each.

**Residual values for leased assets**—The residual values for Cat Financial's leased assets, which are based upon the estimated wholesale market value of leased equipment at the time of the expiration of the lease, represent a careful analysis of historical wholesale market sales prices, projected forward on a level trend line without consideration for inflation or possible future pricing action. At the inception of the lease, residual values are derived from consideration of the following critical factors: market size and demand, any known significant market/product trends, total expected hours of usage, machine configuration, application, location, model changes, quantities and past re-marketing experience, third party residual guarantees and contractual customer purchase options. During the term of the leases, residual amounts are monitored. If estimated market values reflect a non-temporary

impairment due to economic factors, obsolescence or other adverse circumstances, the residuals are adjusted to the lower estimated values by a charge to earnings. For equipment on operating leases, the charge is recognized through depreciation expense. For finance leases, it is recognized through a reduction of finance revenue.

**Fair market values for goodwill impairment tests**— We test goodwill for impairment annually and whenever events or circumstances make it likely that an impairment may have occurred, such as a significant adverse change in the business climate or a decision to sell all or a portion of a reporting unit.

Determining whether an impairment has occurred requires valuation of the respective reporting unit, which we estimate using a discounted five year forecasted cash flow with a year-five residual value based upon a comparative market Earnings Before Interest, Taxes, Depreciation and Amortization (EBITDA) multiple. The assumptions about future cash flows are based on the reporting unit's long-term forecast and are subject to review and approval of our senior management. The market EBITDA multiple is based on recent market transactions in the reporting unit's industry. The estimated fair value could be impacted by changes in interest rates, growth rates, costs, pricing, capital expenditures and market conditions.

**Warranty liability**— At the time a sale is recognized, we record estimated future warranty costs. The warranty liability is determined by applying historical claim rate experience to the current field population and dealer inventory. Generally, historical claim rates are based on actual warranty experience for each product by machine model/engine size. Specific rates are developed for each product build month and are updated monthly based on actual warranty claim experience. Warranty costs may differ from those estimated if actual claim rates are higher or lower than our historical rates.

**Stock-based compensation**— We use a lattice-based option-pricing model to calculate the fair value of our stock option and SARs. The calculation of the fair value of the awards using the lattice-based option-pricing model is affected by our stock price on the date of grant as well as assumptions regarding the following:

- Volatility is a measure of the amount by which the stock price is expected to fluctuate each year during the expected life of the award and is based on historical and current implied volatilities from traded options on Caterpillar stock. The implied volatilities from traded options are impacted by changes in market conditions. An increase in the volatility would result in an increase in our expense.
- The expected term represents the period of time that awards granted are expected to be outstanding and is an output of the lattice-based option-pricing model. In determining the expected term of the award, future exercise and forfeiture patterns are estimated from Caterpillar employee historical exercise behavior. These patterns are also affected by the vesting conditions of the award. Changes in the future exercise behavior of employees or in the vesting period of the award could result in a change in the expected term. An increase in the expected term would result in an increase to our expense.
- The weighted-average dividend yield is based on Caterpillar's historical dividend yields. As holders of stock-based awards do not receive dividend payments, this could result in employees retaining the award for a longer period of time if dividend yields decrease or exercising the award sooner if dividend yields increase. A decrease in the dividend yield would result in an increase in our expense.
- The risk-free interest rate is based on the U.S. Treasury yield curve in effect at time of grant. As the risk-free interest rate increases, the expected term increases, resulting in an increase in our expense.

The fair value of our RSUs is determined by reducing the stock price on the date of grant by the present value of the estimated dividends to be paid during the vesting period. The estimated dividends are based on Caterpillar's weighted-average dividend yields. A decrease in the dividend yield would result in an increase in our expense.

Stock-based compensation expense recognized during the period is based on the value of the number of awards that are expected to vest. In determining the stock-based compensation expense to be recognized, a forfeiture rate is applied to the fair value of the award. This rate represents the number of awards that are expected to be forfeited prior to vesting and is based on Caterpillar employee historical behavior. Changes in the future behavior of employees could impact this rate. A decrease in this rate would result in an increase in our expense.

**Product liability and insurance loss reserve**—Determined based upon reported claims in process of settlement and actuarial estimates for losses incurred but not reported. Loss reserves, including incurred but not reported reserves, are based on estimates and ultimate settlements may vary significantly from such estimates due to increased claims frequency or severity over historical levels.



**Postretirement benefits**—Primary actuarial assumptions were determined as follows:

- The U.S. expected long-term rate of return on plan assets is based on our estimate of long-term passive returns for equities and fixed income securities weighted by the allocation of our plan assets. Based on historical performance, we increase the passive returns due to our active management of the plan assets. A similar process is used to determine the rate for our non-U.S. pension plans. This rate is impacted by changes in general market conditions, but because it represents a long-term rate, it is not significantly impacted by short-term market swings. Changes in our allocation of plan assets would also impact this rate. For example, a shift to more fixed income securities would lower the rate. A decrease in the rate would increase our expense.
- The assumed discount rate is used to discount future benefit obligations back to today's dollars. The U.S. discount rate is based on the Moody's Aa bond yield as of our measurement date, November 30, and represents the rate at which our benefit obligations could effectively be settled. To validate the discount rate, a detailed analysis of the individual plans' expected cash flows is made annually. This involves analyzing Caterpillar's projected cash flows against a high quality bond yield curve, calculated using a wide population of corporate Aa bonds. The modeled discount rate that results from matching the aggregate expected future cash flow from the Caterpillar benefit plans to the yield curve of high quality corporate bonds is consistent with the annualized Moody's Aa rate. A comprehensive process is also used to determine the assumed discount rate for our non-U.S. plans. This rate is sensitive to changes in interest rates. A decrease in the discount rate would increase our obligation and expense.
- The expected rate of compensation increase is used to develop benefit obligations using projected pay at retirement. It represents average long-term salary increases. This rate is influenced by our long-term compensation policies. An increase in the rate would increase our obligation and expense.
- The assumed health care trend rate represents the rate at which health care costs are assumed to increase and is based on historical and expected experience. Changes in our projections of future health care costs due to general economic conditions and those specific to health care (e.g. technology driven cost changes) will impact this trend rate. An increase in the trend rate would increase our obligation and expense.

**Post-sale discount reserve**—We provide discounts to dealers and original equipment manufacturers (OEM) through merchandising programs that are administered by our marketing profit centers. We have numerous programs that are designed to promote the sale of our products. The most common dealer programs provide a discount when the dealer sells a product to a targeted end user. OEM programs provide discounts designed to encourage the use of our engines. The cost of discounts is estimated based on historical experience and planned changes in merchandising programs and is reported as a reduction to sales when the product sale is recognized. The amount of accrued post-sale discounts was \$669 million, \$726 million and \$616 million as of December 31, 2007, 2006 and 2005, respectively. The reserve represents discounts that we expect to pay on previously sold units and is reviewed at least quarterly. The reserve is adjusted if discounts paid differ from those estimated. Historically, those adjustments have not been material.

**Credit loss reserve**—Management's ongoing evaluation of the adequacy of the allowance for credit losses considers both impaired and unimpaired finance receivables and takes into consideration past loss experience, known and inherent risks in the portfolio, adverse situations that may affect the borrower's ability to repay, estimated value of underlying collateral and current economic conditions. In estimating probable losses we review accounts that are past due, non-performing, in bankruptcy or otherwise identified as at risk for potential credit loss. Accounts are identified as at risk for potential credit loss using information available about the customer, such as financial statements, news reports, and published credit ratings as well as general information regarding industry trends and the general economic environment.

The allowance for credit losses attributable to specific accounts is based on the most probable source of repayment, which is normally the liquidation of collateral. In determining collateral value we estimate current fair market value of collateral and factor in credit enhancements such as additional collateral and third party guarantees. The allowance for credit losses attributable to the remaining accounts is a general allowance based upon the risk in the portfolio, primarily using probabilities of default and an estimate of associated losses. In addition qualitative factors not able to be fully captured in previous analysis including industry trends, macroeconomic factors and model imprecision are considered in the evaluation of the adequacy of the allowance for credit losses. These qualitative factors are subjective and require a degree of management judgment.

While management believes it has exercised prudent judgment and applied reasonable assumptions which have resulted in an allowance presented in accordance with generally accepted accounting principles, there can be no assurance that in the future, changes in economic conditions or other factors might cause changes in the financial health of our customers which could change the timing and level of payments received thus necessitating a change to our estimated losses.

**Income tax reserve**— Despite our belief that our tax return positions are consistent with applicable tax laws, we believe that certain positions are likely to be challenged by taxing authorities. Settlement of any challenge can result in no change, a complete



disallowance, or some partial adjustment reached through negotiations or litigation. Our tax reserves reflect the difference between the tax benefit claimed on tax returns and the amount recognized in financial statements in accordance with FIN 48. FIN 48 requires that tax benefits recognized in the financial statements must be at least more likely than not of being sustained based on technical merits. The amount of benefit recorded for these positions is measured as the largest benefit more likely than not to be sustained. Significant judgment is required in making these determinations. As the examination process progresses with tax authorities, adjustments to tax reserves may be necessary to reflect taxes payable upon settlement. Tax reserve adjustments related to positions impacting the effective tax rate affect the provision for income taxes. Tax reserve adjustments related to positions impacting the timing of deductions impact deferred tax assets and liabilities.

## **EMPLOYMENT**

Caterpillar's worldwide employment was 101,333 in 2007, up 6,470 from 94,593 in 2006. Of the increase, about 3,400 employees were added via acquisitions, and about 1,800 hourly and 1,500 salaried and management employees were added to support higher volumes, growth and new product introductions.

### **Full-Time Employees at Year-End**

	<b>2007</b>	2006	2005
Inside U.S.	<b>50,545</b>	48,709	43,878
Outside U.S.	<b>50,788</b>	45,884	41,238
Total	<b>101,333</b>	94,593	85,116
<b>By Region:</b>			
North America	<b>50,901</b>	49,018	43,933
EAME	<b>26,168</b>	24,845	23,137
Latin America	<b>13,930</b>	13,231	11,688
Asia/Pacific	<b>10,334</b>	7,499	6,358
Total	<b>101,333</b>	94,593	85,116

## **OTHER MATTERS**

### **Environmental and Legal Matters**

The company is regulated by federal, state and international environmental laws governing our use, transport and disposal of substances and control of emissions. In addition to governing our manufacturing and other operations, these laws often impact the development of our products, including, but not limited to, required compliance with air emissions standards applicable to internal combustion engines. Compliance with these existing laws has not had a material impact on our capital expenditures, earnings or global competitive position.

We are engaged in remedial activities at a number of locations, often with other companies, pursuant to federal and state laws. When it is reasonably probable we will pay remedial costs at a site, and those costs can be reasonably estimated, the costs are charged against our earnings. In formulating that estimate, we do not consider amounts expected to be recovered from insurance companies or others. The amount recorded for environmental remediation is not material and is included in "Accrued Expenses" in Statement 2.

We cannot reasonably estimate costs at sites in the very early stages of remediation. Currently, we have a few sites in the very early stages of remediation, and there is no more than a remote chance that a material amount for remedial activities at any individual site, or at all sites in the aggregate, will be required.

We have disclosed certain individual legal proceedings in this filing. Additionally, we are involved in other unresolved legal actions that arise in the normal course of business. The most prevalent of these unresolved actions involve disputes related to product design, manufacture and performance liability (including claimed asbestos and welding fumes exposure), contracts, employment issues or intellectual property rights. Although it is not possible to predict with certainty the outcome of these unresolved legal

actions, we believe that these actions will not individually or in the aggregate have a material adverse effect on our consolidated financial position, liquidity or results of operations.

On May 14, 2007, the U.S. Environmental Protection Agency (EPA) issued a Notice of Violation to Caterpillar Inc., alleging various violations of Clean Air Act Sections 203, 206 and 207. EPA claims that Caterpillar violated such sections by shipping engines and catalytic converter after-treatment devices separately, introducing into commerce a number of uncertified and/or mis-built engines, and failing to timely report emissions-related defects. Caterpillar is currently engaging in negotiations with EPA to resolve these issues, but it is too early in the process to place precise estimates on the potential exposure to penalties. However, Caterpillar is cooperating with EPA and, based upon initial discussions, and although penalties could potentially exceed \$100 thousand, management does not believe that this issue will have a material adverse impact on our financial position.

On September 29, 2004, Kruse Technology Partnership (Kruse) filed a lawsuit against Caterpillar in the United States District Court for the Central District of California alleging that certain Caterpillar engines built from October 2002 to the present infringe upon certain claims of three of Kruse's patents on engine fuel injection timing and combustion strategies. Kruse seeks monetary damages, injunctive relief and a finding that the alleged infringement by Caterpillar was willful. Caterpillar denies Kruse's allegations, believes they are without merit and filed a counterclaim seeking a declaration from the court that Caterpillar is not infringing upon Kruse's patents and that the patents are invalid and unenforceable. The counterclaim filed by Caterpillar is pending, and no trial date is currently scheduled. In the opinion of management, the ultimate disposition of this matter will not have a material adverse effect on our consolidated financial position, liquidity or results of operations.

### **Stock-Based Compensation**

On January 1, 2006, we adopted the provisions of Statement of Financial Accounting Standards No. 123 (revised 2004), "Share-Based Payment," (SFAS 123R) using the modified prospective transition method. The modified prospective transition method requires compensation expense to be recognized in the financial statements for all awards granted after the date of adoption as well as for the unvested portion of previously granted awards outstanding as of the date of adoption. Prior to the date of adoption of SFAS 123R, we used the intrinsic-value based method, as described in Accounting Principles Board No. 25, to account for stock options and no compensation expense was recognized in association with our stock awards. Pro forma profit and profit per share as if we had applied the fair value method were previously disclosed in the footnotes in accordance with SFAS 148, "Accounting for Stock-Based Compensation – Transition and Disclosures."

In anticipation of the adoption of SFAS 123R, we did not modify the terms of any previously granted options. Our stock incentive plans provide for the granting of nonqualified options, stock-settled stock appreciation rights (SARs) and restricted stock units (RSUs) to officers, directors and key employees of the company. In order to better align our employee stock option program with the overall market, the number of options granted in 2005 was significantly reduced from the previous year. In response to this decrease, we elected to immediately vest the 2005 grant. In order to further align our stock award program with the overall market, we adjusted our 2006 grant by reducing the overall number of employee awards granted and utilized a mix of SARs and option awards. In 2007 to further align our stock award program with the overall market, we adjusted our 2007 grant by reducing the overall number of employee awards and utilizing RSUs in addition to the SARs and option awards. RSUs were granted to 3,300 employees with a 2007 compensation cost of \$19 million. The 2006 and 2007 awards generally vest three years after the date of grant. At grant, SARs and option awards have a term life of ten years. Upon separation from service, if the participant is 55 years of age or older with more than ten years of service, the participant meets the criteria for a "Long Service Separation". If the "Long Service Separation" criteria are met, the vested options/SARs will have a life that is the lesser of 10 years from the original grant date or five years from the separation date.

---

A-62

We use a lattice-based option-pricing model to estimate the fair value of options and SARs granted. We use the stock price on the day of grant reduced by the present value of the estimated dividends to be paid during the vesting period to estimate the fair value of the RSUs granted. The adoption of SFAS 123R reduced operating profit for the year ended December 31, 2006 by \$137 million and reduced profit after-tax by \$92 million (\$.14 per share basic and \$.09 per share diluted). 2007 stock-based compensation expense was \$146 million. At December 31, 2007, \$121 million of expense with respect to unvested stock-based awards has yet to be recognized and will be expensed over a weighted-average period of approximately 1.8 years.

### **Retirement Benefits**

In September 2006, the FASB issued Statement of Financial Accounting Standards No. 158 (SFAS 158), "Employers' Accounting for Defined Benefit Pension and Other Postretirement Plans," which amends SFAS 87 and SFAS 106 to require recognition of the overfunded or underfunded status of pension and other postretirement benefit plans on the balance sheet. Under SFAS 158, gains and losses, prior service costs and credits and any remaining transition amounts under SFAS 87 and SFAS 106 that have not yet been recognized through net periodic benefit cost are recognized in accumulated other comprehensive income, net of tax effects, until they are amortized as a component of net periodic cost. Also, the measurement date -- the date at which the benefit obligation and plan assets are measured -- is required to be the company's fiscal year-end. As required by SFAS 158, we adopted the balance sheet recognition provisions at December 31, 2006 and will adopt the year-end measurement date in 2008. The adoption of the balance sheet recognition provisions reduced December 31, 2006 assets by approximately \$500 million, increased liabilities by approximately \$2.20 billion and reduced stockholders' equity by approximately \$2.70 billion. Also, we reclassified approximately \$500 million from current liabilities to long-term liabilities based on the classification guidelines provided in SFAS 158. We did not incur any violation of debt covenant agreements as a result of the reduction in stockholders' equity. We do not expect the adoption of the year-end measurement date will have a material impact on our financial statements.

Additionally, SFAS 87 required the recognition of an Additional Minimum Liability if the market value of plan assets was less than the accumulated benefit obligation at the end of the measurement date. The Additional Minimum Liability was eliminated upon the adoption of SFAS 158.

We recognized pension expense of \$361 million in 2007 as compared to \$326 million in 2006. The increase in expense was primarily a result of a \$44 million adjustment to recognize previously unrecorded liabilities related to a subsidiary pension plan, partially offset by the impact of expected asset returns on plan assets. SFAS 87, "Employers' Accounting for Pensions," as amended by SFAS 158, requires companies to discount future benefit obligations back to today's dollars using a discount rate that is based on high-quality fixed-income investments. A decrease in the discount rate increases the pension benefit obligation. This increase is recognized in accumulated other comprehensive income and subsequently amortized into earnings as an actuarial loss. SFAS 87 also requires companies to use an expected long-term rate of return on plan assets for computing current year pension expense. Differences between the actual and expected asset returns are also recognized in accumulated other comprehensive income and subsequently amortized into earnings as actuarial gains and losses. At the end of 2007, total actuarial losses recognized in accumulated other comprehensive income were \$2.72 billion, as compared to \$3.50 billion in 2006. The majority of the actuarial losses are due to several years of declining discount rates, partially offset by asset gains in recent years. The \$780 million decrease during 2007 was the result of a higher discount rate and better than expected asset returns in 2007.

In 2007, we recognized other postretirement benefit expense of \$311 million compared to \$363 million in 2006. The decrease in expense was primarily the result of lower amortization of actuarial losses due to favorable demographic and health care claims experience and the impact of expected asset returns on plan assets. Actuarial losses recognized in accumulated other comprehensive income for other postretirement benefit plans were \$759 million at the end of 2007. These losses mainly reflect several years of declining discount rates and an increase in expected health care inflation. The losses were \$400 million lower than at the end of 2006 due to a higher discount rate in 2007 and lower than expected health care claims experience, partially offset by an increase in the health care trend rate assumption.

Actuarial losses for both pensions and other postretirement benefits will be impacted in future periods by actual asset returns, actual health care inflation, discount rate changes, actual demographic experience and other factors that impact these expenses. These losses, reported in accumulated other comprehensive income, will be amortized as a component of net periodic benefit cost on a straight-line basis over the average remaining service period of active employees expected to receive benefits under the benefit plans. At the end of 2007, the average remaining service period of active employees was 9 years for our U.S. pension plans, 12 years for our non-U.S. pension plans and 7 years for other postretirement benefit plans. We expect our amortization of net actuarial losses to decrease approximately \$120 million in 2008 as compared to 2007, primarily due to favorable asset returns and an increased discount rate.

---

A-63

For our U.S. pension plans, our 2007 asset allocation was 70 percent equity securities, 27 percent debt securities and 3 percent cash, and our target allocation for 2008 is 70 percent equity securities, 25 percent debt securities and 5 percent real estate. The 2007 asset allocation for our non-U.S. pension plans was 60 percent equity securities, 30 percent debt securities, 7 percent real estate and 3 percent other. The target allocation for 2008 for our non-U.S. pension plans is 62 percent equity securities, 30 percent debt securities, 7 percent real estate and 1 percent other. Our target asset allocations reflect our investment strategy of maximizing the rate of return on plan assets and the resulting funded status, within an appropriate level of risk. The U.S. plans are rebalanced to plus or minus five percentage points of the target asset allocation ranges on a monthly basis. The frequency of rebalancing for the non-U.S. plans varies depending on the plan.

The use of certain derivative instruments is permitted where appropriate and necessary for achieving overall investment policy objectives. The U.S. plans currently utilize futures contracts to offset current equity positions in order to rebalance the total portfolio to the target asset allocation. During 2006 and 2007, approximately 10 percent of the U.S. pension plans' assets were rebalanced from equity to fixed income positions through the use of futures contracts. The actual asset allocation percentages above represent this rebalancing effort. The plans do not engage in futures contracts for speculative purposes.

During 2007, we made cash contributions of \$11 million to our U.S. defined benefit pension plans and \$47 million to our non-U.S. pension plans.

Although we have no ERISA funding requirements in 2008, we expect to make approximately \$400 million of contributions during the year. We have adequate liquidity resources to fund both U.S. and non-U.S. pension plans.

Actuarial assumptions have a significant impact on both pension and other postretirement benefit expenses. The effects of a one percentage point change in our primary actuarial assumptions on 2007 benefit costs and year-end obligations are included in the table on page A-65.

## **SENSITIVITY**

### **Foreign Exchange Rate Sensitivity**

Machinery and Engines use foreign currency forward and option contracts to manage unmatched foreign currency cash inflow and outflow. Our objective is to minimize the risk of exchange rate movements that would reduce the U.S. dollar value of our foreign currency cash flow. Our policy allows for managing anticipated foreign currency cash flow for up to five years. Based on the anticipated and firmly committed cash inflow and outflow for our Machinery and Engines operations for the next 12 months and the foreign currency derivative instruments in place at year-end, a hypothetical 10 percent weakening of the U.S. dollar relative to all other currencies would adversely affect our expected 2008 cash flow for our Machinery and Engines operations by approximately \$100 million. Last year similar assumptions and calculations yielded a potential \$175 million adverse impact on 2007 cash flow. We determine our net exposures by calculating the difference in cash inflow and outflow by currency and adding or subtracting outstanding foreign currency derivative instruments. We multiply these net amounts by 10 percent to determine the sensitivity.

Since our policy for Financial Products operations is to hedge the foreign exchange risk when the currency of our debt portfolio does not match the currency of our receivable portfolio, a 10 percent change in the value of the U.S. dollar relative to all other currencies would not have a material effect on our consolidated financial position, results of operations or cash flow. Neither our policy nor the effect of a 10 percent change in the value of the U.S. dollar has changed from that reported at the end of last year.

The effect of the hypothetical change in exchange rates ignores the effect this movement may have on other variables, including competitive risk. If it were possible to quantify this competitive impact, the results would probably be different from the sensitivity effects shown above. In addition, it is unlikely that all currencies would uniformly strengthen or weaken relative to the U.S. dollar. In reality, some currencies may weaken while others may strengthen. Our primary exposure (excluding competitive risk) is to exchange rate movements in the British pound, Japanese yen and euro.

### **Interest Rate Sensitivity**

For our Machinery and Engines operations, we have the option to use interest rate swaps to lower the cost of borrowed funds by attaching fixed-to-floating interest rate swaps to fixed-rate debt. A hypothetical 100 basis point adverse move (increase) in interest rates along the entire interest rate yield curve would adversely affect 2008 pretax earnings of Machinery and Engines by \$9 million. Last year, similar assumptions and calculations yielded a potential \$9 million adverse impact on 2007 pretax earnings. This effect is caused by the interest rate fluctuations on our short-term debt and fixed to floating interest rate swaps.

For our Financial Products operations, we use interest rate derivative instruments primarily to meet our match funding objectives and strategies. We have a match funding policy whereby the interest rate profile (fixed or floating rate) of our debt portfolio is matched to the interest rate profile of our earning asset portfolio (finance receivables and operating leases) within certain parameters. In connection with that policy, we use interest rate swap agreements to modify the debt structure. Match funding assists us in maintaining our interest rate spreads, regardless of the direction interest rates move.

In order to properly manage sensitivity to changes in interest rates, Financial Products measures the potential impact of different interest rate assumptions on pretax earnings. All on-balance sheet positions, including derivative financial instruments, are included in the analysis. The primary assumptions included in the analysis are that there are no new fixed rate assets or liabilities, the proportion of fixed rate debt to fixed rate assets remains unchanged and the level of floating rate assets and debt remain

constant. Based on the December 31, 2007 balance sheet under these assumptions, the analysis estimates the impact of a 100 basis point immediate and sustained parallel rise in interest rates to be a \$19 million decrease to pretax earnings for 2007. Last year, similar assumptions and calculations yielded a potential \$27 million adverse impact on 2007 pretax earnings.

This analysis does not necessarily represent our current outlook of future market interest rate movement, nor does it consider any actions management could undertake in response to changes in interest rates. Accordingly, no assurance can be given that actual results would be consistent with the results of our estimate.

A-64

### Postretirement Benefit Plan Actuarial Assumptions Sensitivity

Following are the effects of a one percentage-point change in our primary pension and other postretirement benefit actuarial assumptions (included in the following table) on 2007 pension and other postretirement benefits costs and obligations:

(Millions of dollars)	2007 Benefit Cost		Year-end Benefit Obligation	
	One percentage-point increase	One percentage-point decrease	One percentage-point increase	One percentage-point decrease
Pension benefits:				
Assumed discount rate	\$ (164)	\$ 174	\$ (1,675)	\$ 1,929
Expected rate of compensation increase	53	(51)	394	(367)
Expected long-term rate of return on plan assets	(117)	117	—	—
Other postretirement benefits:				
Assumed discount rate	(28)	67	(518)	574
Expected rate of compensation increase	—	—	1	(1)
Expected long-term rate of return on plan assets	(15)	15	—	—
Assumed health care cost trend rate	75	(49)	374	(330)

### Primary Actuarial Assumptions

	U.S. Pension Benefits			Non-U.S. Pension Benefits			Other Postretirement Benefits		
	2007	2006	2005	2007	2006	2005	2007	2006	2005
<b>Weighted-average assumptions used to determine benefit obligations, end of year:</b>									
Discount rate	5.8%	5.5%	5.6%	5.3%	4.7%	4.6%	5.8%	5.5%	5.6%
Rate of compensation increase	4.5%	4.0%	4.0%	4.1%	4.0%	3.7%	4.4%	4.0%	4.0%
<b>Weighted-average assumptions used to determine net cost:</b>									
Discount rate	5.5%	5.6%	5.9%	4.7%	4.6%	5.2%	5.5%	5.6%	5.8%
Expected return on plan assets	9.0%	9.0%	9.0%	7.7%	7.5%	7.1%	9.0%	9.0%	9.0%
Rate of compensation increase	4.0%	4.0%	4.0%	4.0%	3.5%	3.5%	4.0%	4.0%	4.0%
<b>Health care cost trend rates at year-end:</b>									
Health care trend rate assumed for next year							7.9%	7.5%	8.5%
Rate that the cost trend rate gradually declines to							5.0%	5.0%	5.0%
Year that the cost trend rate reaches ultimate rate							2016	2013	2013

A-65

### SUPPLEMENTAL CONSOLIDATING DATA

We are providing supplemental consolidating data for the purpose of additional analysis. The data has been grouped as follows:



**Consolidated**—Caterpillar Inc. and its subsidiaries.

**Machinery and Engines**—The Machinery and Engines data contained in the schedules on pages A-66 to A-68 are "non-GAAP financial measures" as defined by the Securities and Exchange Commission in Regulation G. These non-GAAP financial measures have no standardized meaning prescribed by U.S. GAAP, and therefore, are unlikely to be comparable with the calculation of similar measures for other companies. Management does not intend these items to be considered in isolation or as a substitute for the related GAAP measures. Caterpillar defines Machinery and Engines as it is presented in the supplemental data as Caterpillar Inc. and its subsidiaries with Financial Products accounted for on the equity basis. Machinery and Engines information relates to our design, manufacturing, marketing and parts distribution operations. Financial Products information relates to the financing to customers and dealers for the purchase and lease of Caterpillar and other equipment. The nature of these businesses is different, especially with regard to the financial position and cash flow items. Caterpillar management utilizes this presentation internally to highlight these differences. We also believe this presentation will assist readers in understanding our business.

**Financial Products**— primarily our finance and insurance subsidiaries, Cat Financial and Cat Insurance.

**Consolidating Adjustments**—eliminations of transactions between Machinery and Engines and Financial Products.

Pages A-66 to A-68 reconcile Machinery and Engines with Financial Products on the equity basis to Caterpillar Inc. consolidated financial information.

**Supplemental Data for Results of Operations**

**For The Years Ended December 31**

(Millions of dollars)

	Supplemental consolidating data											
	Consolidated			Machinery & Engines <sup>1</sup>			Financial Products			Consolidating Adjustments		
	2007	2006	2005	2007	2006	2005	2007	2006	2005	2007	2006	2005
<b>Sales and revenues:</b>												
Sales of Machinery and Engines	\$ 41,962	\$ 38,869	\$ 34,006	\$ 41,962	\$ 38,869	\$ 34,006	\$ —	\$ —	\$ —	\$ —	\$ —	\$ —
Revenues of Financial Products	2,996	2,648	2,333	—	—	—	3,396	3,114	2,650	(400) <sup>2</sup>	(466) <sup>2</sup>	(317) <sup>2</sup>
Total sales and revenues	44,958	41,517	36,339	41,962	38,869	34,006	3,396	3,114	2,650	(400)	(466)	(317)
<b>Operating costs:</b>												
Cost of goods sold	32,626	29,549	26,558	32,626	29,549	26,558	—	—	—	—	—	—
Selling, general and administrative expenses	3,821	3,706	3,190	3,356	3,294	2,786	480	446	446	(15) <sup>3</sup>	(34) <sup>3</sup>	(42) <sup>3</sup>
Research and development expenses	1,404	1,347	1,084	1,404	1,347	1,084	—	—	—	—	—	—
Interest expense of Financial Products	1,132	1,023	768	—	—	—	1,137	1,033	786	(5) <sup>4</sup>	(10) <sup>4</sup>	(18) <sup>4</sup>
Other operating expenses	1,054	971	955	(8)	22	76	1,089	965	887	(27) <sup>3</sup>	(16) <sup>3</sup>	(8) <sup>3</sup>
Total operating costs	40,037	36,596	32,555	37,378	34,212	30,504	2,706	2,444	2,119	(47)	(60)	(68)
<b>Operating profit</b>	<b>4,921</b>	<b>4,921</b>	<b>3,784</b>	<b>4,584</b>	<b>4,657</b>	<b>3,502</b>	<b>690</b>	<b>670</b>	<b>531</b>	<b>(353)</b>	<b>(406)</b>	<b>(249)</b>
Interest expense excluding Financial Products	288	274	260	294	285	266	—	—	—	(6) <sup>4</sup>	(11) <sup>4</sup>	(6) <sup>4</sup>
Other income (expense)	320	214	377	(104)	(256)	85	77	75	49	347 <sup>5</sup>	395 <sup>5</sup>	243 <sup>5</sup>
<b>Consolidated profit before taxes</b>	<b>4,953</b>	<b>4,861</b>	<b>3,901</b>	<b>4,186</b>	<b>4,116</b>	<b>3,321</b>	<b>767</b>	<b>745</b>	<b>580</b>	<b>—</b>	<b>—</b>	<b>—</b>
Provision for income taxes	1,485	1,405	1,120	1,220	1,158	926	265	247	194	—	—	—



Profit of consolidated companies	3,468	3,456	2,781	2,966	2,958	2,395	502	498	386	—	—	—
Equity in profit (loss) of unconsolidated affiliated companies	73	81	73	69	79	64	4	2	9	—	—	—
Equity in profit of Financial Products' subsidiaries	—	—	—	506	500	395	—	—	—	(506) <sup>6</sup>	(500) <sup>6</sup>	(395) <sup>6</sup>
<b>Profit</b>	<b>\$ 3,541</b>	<b>\$ 3,537</b>	<b>\$ 2,854</b>	<b>\$ 3,541</b>	<b>\$ 3,537</b>	<b>\$ 2,854</b>	<b>\$ 506</b>	<b>\$ 500</b>	<b>\$ 395</b>	<b>\$ (506)</b>	<b>\$ (500)</b>	<b>\$ (395)</b>

<sup>1</sup> Represents Caterpillar Inc. and its subsidiaries with Financial Products accounted for on the equity basis.

<sup>2</sup> Elimination of Financial Products' revenues earned from Machinery and Engines.

<sup>3</sup> Elimination of net expenses recorded by Machinery and Engines paid to Financial Products.

<sup>4</sup> Elimination of interest expense recorded between Financial Products and Machinery and Engines.

<sup>5</sup> Elimination of discount recorded by Machinery and Engines on receivables sold to Financial Products and of interest earned between Machinery and Engines and Financial Products.

<sup>6</sup> Elimination of Financial Products' profit due to equity method of accounting.

A-66

## Supplemental Data for Financial Position

At December 31

(Millions of dollars)

	Supplemental consolidating data							
	Consolidated		Machinery & Engines <sup>1</sup>		Financial Products		Consolidating Adjustments	
	2007	2006	2007	2006	2007	2006	2007	2006
<b>Assets</b>								
Current assets:								
Cash and short-term investments	\$ 1,122	\$ 530	\$ 862	\$ 319	\$ 260	\$ 211	\$ —	\$ —
Receivables - trade and other	8,249	8,607	4,715	3,924	525	368	3,009 <sup>2,3</sup>	4,315 <sup>2,3</sup>
Receivables - finance	7,503	6,804	—	—	10,961	11,379	(3,458) <sup>3</sup>	(4,575) <sup>3</sup>
Deferred and refundable income taxes	816	733	746	656	70	77	—	—
Prepaid expenses and other current assets	583	638	565	616	39	41	(21) <sup>4</sup>	(19) <sup>4</sup>
Inventories	7,204	6,351	7,204	6,351	—	—	—	—
<b>Total current assets</b>	<b>25,477</b>	<b>23,663</b>	<b>14,092</b>	<b>11,866</b>	<b>11,855</b>	<b>12,076</b>	<b>(470)</b>	<b>(279)</b>
Property, plant and equipment – net	9,997	8,851	6,782	6,046	3,215	2,805	—	—
Long-term receivables - trade and other	685	860	90	155	30	30	565 <sup>2,3</sup>	675 <sup>2,3</sup>
Long-term receivables - finance	13,462	11,531	—	—	14,057	12,236	(595) <sup>3</sup>	(705) <sup>3</sup>
Investments in unconsolidated affiliated companies	598	562	610	559	12	12	(24) <sup>5</sup>	(9) <sup>5</sup>
Investments in Financial Products subsidiaries	—	—	3,948	3,513	—	—	(3,948) <sup>6</sup>	(3,513) <sup>6</sup>
Noncurrent deferred and refundable income taxes	1,553	1,949	1,803	2,218	68	39	(318) <sup>7</sup>	(308) <sup>7</sup>
Intangible assets	475	387	471	382	4	5	—	—
Goodwill	1,963	1,904	1,963	1,904	—	—	—	—
Other assets	1,922	1,742	293	352	1,629	1,390	—	—
<b>Total assets</b>	<b>\$ 56,132</b>	<b>\$ 51,449</b>	<b>\$ 30,052</b>	<b>\$ 26,995</b>	<b>\$ 30,870</b>	<b>\$ 28,593</b>	<b>\$ (4,790)</b>	<b>\$ (4,139)</b>
<b>Liabilities</b>								
Current liabilities:								
Short-term borrowings	\$ 5,468	\$ 5,155	\$ 187	\$ 165	\$ 5,556	\$ 5,077	\$ (275) <sup>8</sup>	\$ (87) <sup>8</sup>
Accounts payable	4,723	4,085	4,518	3,907	373	344	(168) <sup>9</sup>	(166) <sup>9</sup>
Accrued expenses	3,178	2,923	1,932	1,848	1,273	1,101	(27) <sup>10</sup>	(26) <sup>10</sup>

Accrued wages, salaries and employee benefits	1,126	938	1,108	922	18	16	—	—
Customer advances	1,442	921	1,442	921	—	—	—	—
Dividends payable	225	194	225	194	—	—	—	—
Other current liabilities	951	1,145	867	1,026	105	127	(21) <sup>7</sup>	(8) <sup>7</sup>
Long-term debt due within one year	5,132	4,461	180	418	4,952	4,043	—	—
<b>Total current liabilities</b>	<b>22,245</b>	<b>19,822</b>	<b>10,459</b>	<b>9,401</b>	<b>12,277</b>	<b>10,708</b>	<b>(491)</b>	<b>(287)</b>
Long-term debt due after one year	17,829	17,680	3,669	3,724	14,190	13,986	(30) <sup>8</sup>	(30) <sup>8</sup>
Liability for postemployment benefits	5,059	5,879	5,058	5,879	1	—	—	—
Other liabilities	2,116	1,209	1,983	1,132	454	386	(321) <sup>5,7</sup>	(309) <sup>5,7</sup>
<b>Total liabilities</b>	<b>47,249</b>	<b>44,590</b>	<b>21,169</b>	<b>20,136</b>	<b>26,922</b>	<b>25,080</b>	<b>(842)</b>	<b>(626)</b>

#### Commitments and contingencies

#### Stockholders' equity

Common stock	2,744	2,465	2,744	2,465	860	862	(860) <sup>6</sup>	(862) <sup>6</sup>
Treasury stock	(9,451)	(7,352)	(9,451)	(7,352)	—	—	—	—
Profit employed in the business	17,398	14,593	17,398	14,593	2,566	2,325	(2,566) <sup>6</sup>	(2,325) <sup>6</sup>
Accumulated other comprehensive income	(1,808)	(2,847)	(1,808)	(2,847)	522	326	(522) <sup>6</sup>	(326) <sup>6</sup>
<b>Total stockholders' equity</b>	<b>8,883</b>	<b>6,859</b>	<b>8,883</b>	<b>6,859</b>	<b>3,948</b>	<b>3,513</b>	<b>(3,948)</b>	<b>(3,513)</b>
<b>Total liabilities and stockholders' equity</b>	<b>\$ 56,132</b>	<b>\$ 51,449</b>	<b>\$ 30,052</b>	<b>\$ 26,995</b>	<b>\$ 30,870</b>	<b>\$ 28,593</b>	<b>\$ (4,790)</b>	<b>\$ (4,139)</b>

<sup>1</sup> Represents Caterpillar Inc. and its subsidiaries with Financial Products accounted for on the equity basis.

<sup>2</sup> Elimination of receivables between Machinery and Engines and Financial Products.

<sup>3</sup> Reclassification of Machinery and Engines' trade receivables purchased by Cat Financial and Cat Financial's wholesale inventory receivables.

<sup>4</sup> Elimination of Machinery and Engines' insurance premiums that are prepaid to Financial Products.

<sup>5</sup> Elimination of Machinery and Engines' investment in Financial Products subsidiary.

<sup>6</sup> Elimination of Financial Products' equity which is accounted for on Machinery and Engines on the equity basis.

<sup>7</sup> Reclassification reflecting required netting of deferred tax assets/liabilities by taxing jurisdiction.

<sup>8</sup> Elimination of debt between Machinery and Engines and Financial Products.

<sup>9</sup> Elimination of payables between Machinery and Engines and Financial Products.

<sup>10</sup> Elimination of prepaid insurance in Financial Products' accrued expenses.

A-67

#### Supplemental Data for Statement of Cash Flow

#### For the Years Ended December 31

(Millions of dollars)

	Supplemental consolidating data							
	Consolidated		Machinery & Engines <sup>1</sup>		Financial Products		Consolidating Adjustments	
	2007	2006	2007	2006	2007	2006	2007	2006
<b>Cash flow from operating activities:</b>								
Profit	\$ 3,541	\$ 3,537	\$ 3,541	\$ 3,537	\$ 506	\$ 500	\$ (506) <sup>2</sup>	\$ (500) <sup>2</sup>
Adjustments for non-cash items:								
Depreciation and amortization	1,797	1,602	1,093	943	704	659	—	—
Undistributed profit of Financial Products	—	—	(256)	(128)	—	—	256 <sup>3</sup>	128 <sup>3</sup>
Other	199	197	114	140	(267)	(330)	352 <sup>4</sup>	387 <sup>4</sup>
<b>Changes in assets and liabilities:</b>								
Receivables - trade and other	899	(148)	(317)	(351)	(105)	6	1,321 <sup>4,5</sup>	197 <sup>4,5</sup>

Inventories	(745)	(827)	(745)	(827)	—	—	—	—
Accounts payable and accrued expenses	618	670	408	507	216	185	(6) <sup>4</sup>	(22) <sup>4</sup>
Customer advances	576	511	576	511	—	—	—	—
Other assets—net	66	(262)	63	(205)	(9)	(44)	12 <sup>4</sup>	(13) <sup>4</sup>
Other liabilities—net	984	519	969	486	40	30	(25) <sup>4</sup>	3 <sup>4</sup>
Net cash provided by (used for) operating activities	7,935	5,799	5,446	4,613	1,085	1,006	1,404	180

**Cash flow from investing activities:**

Capital expenditures—excluding equipment leased to others	(1,700)	(1,593)	(1,683)	(1,580)	(17)	(41)	—	28 <sup>4</sup>
Expenditures for equipment leased to others	(1,340)	(1,082)	—	—	(1,349)	(1,111)	9 <sup>4</sup>	29 <sup>4</sup>
Proceeds from disposals of property, plant and equipment	408	572	14	29	398	581	(4) <sup>4</sup>	(38)
Additions to finance receivables	(13,946)	(10,522)	—	—	(36,251)	(35,561)	22,305 <sup>5</sup>	25,039 <sup>5</sup>
Collections of finance receivables	10,985	8,094	—	—	33,456	32,670	(22,471) <sup>5</sup>	(24,576) <sup>5</sup>
Proceeds from sale of finance receivables	866	1,067	—	—	2,378	2,110	(1,512) <sup>5</sup>	(1,043) <sup>5</sup>
Net intercompany borrowings	—	—	(177)	123	3	(2)	174 <sup>6</sup>	(121) <sup>6</sup>
Investments and acquisitions (net of cash acquired)	(229)	(513)	(244)	(513)	—	—	15 <sup>7</sup>	—
Proceeds from release of security deposit	290	—	290	—	—	—	—	—
Proceeds from sale of available-for-sale securities	282	539	23	26	259	513	—	—
Investments in available-for-sale securities	(485)	(681)	(29)	(35)	(456)	(646)	—	—
Other—net	461	323	122	33	341	294	(2) <sup>7</sup>	(4) <sup>7</sup>
Net cash provided by (used for) investing activities	(4,408)	(3,796)	(1,684)	(1,917)	(1,238)	(1,193)	(1,486)	(686)

**Cash flow from financing activities:**

Dividends paid	(845)	(726)	(845)	(726)	(254)	(372)	254 <sup>8</sup>	372 <sup>8</sup>
Common stock issued, including treasury shares reissued	328	414	328	414	(2)	(13)	2 <sup>7</sup>	13 <sup>7</sup>
Payment for stock repurchases derivative contracts	(56)	—	(56)	—	—	—	—	—
Treasury shares purchased	(2,405)	(3,208)	(2,405)	(3,208)	—	—	—	—
Excess tax benefit from stock-based compensation	155	169	155	169	—	—	—	—
Net intercompany borrowings	—	—	(3)	2	177	(123)	(174) <sup>6</sup>	121 <sup>6</sup>
Proceeds from debt issued (original maturities greater than three months)	11,039	11,269	224	1,445	10,815	9,824	—	—
Payments on debt (original maturities greater than three months)	(10,888)	(10,375)	(598)	(839)	(10,290)	(9,536)	—	—
Short-term borrowings (original maturities three months or less)—net	(297)	(136)	(41)	(593)	(256)	457	—	—
Net cash provided by (used for) financing activities	(2,969)	(2,593)	(3,241)	(3,336)	190	237	82	506
Effect of exchange rate changes on cash	34	12	22	8	12	4	—	—
<b>Increase (decrease) in cash and short-term investments</b>	<b>592</b>	<b>(578)</b>	<b>543</b>	<b>(632)</b>	<b>49</b>	<b>54</b>	<b>—</b>	<b>—</b>
Cash and short-term investments at beginning of period	530	1,108	319	951	211	157	—	—
Cash and short-term investments at end of period	\$ 1,122	\$ 530	\$ 862	\$ 319	\$ 260	\$ 211	\$ —	\$ —

<sup>1</sup> Represents Caterpillar Inc. and its subsidiaries with Financial Products accounted for on the equity basis.

<sup>2</sup> Elimination of Financial Products' profit after tax due to equity method of accounting.

<sup>3</sup> Non-cash adjustment for the undistributed earnings from Financial Products.

<sup>4</sup> Elimination of non-cash adjustments and changes in assets and liabilities related to consolidated reporting.

<sup>5</sup> Reclassification of Cat Financial's cash flow activity from investing to operating for receivables that arose from the sale of inventory.

<sup>6</sup> Net proceeds and payments to/from Machinery and Engines and Financial Products.

<sup>7</sup> Change in investment and common stock related to Financial Products.

<sup>8</sup> Elimination of dividends from Financial Products to Machinery and Engines.

## OUTLOOK

### ECONOMIC OUTLOOK

We expect 2008 economic growth in most of the world outside the United States to be slightly slower than 2007. We expect growth in the United States to remain weak, with recession a definite threat. Recent economic data and Federal Reserve Board comments confirm this growing concern.

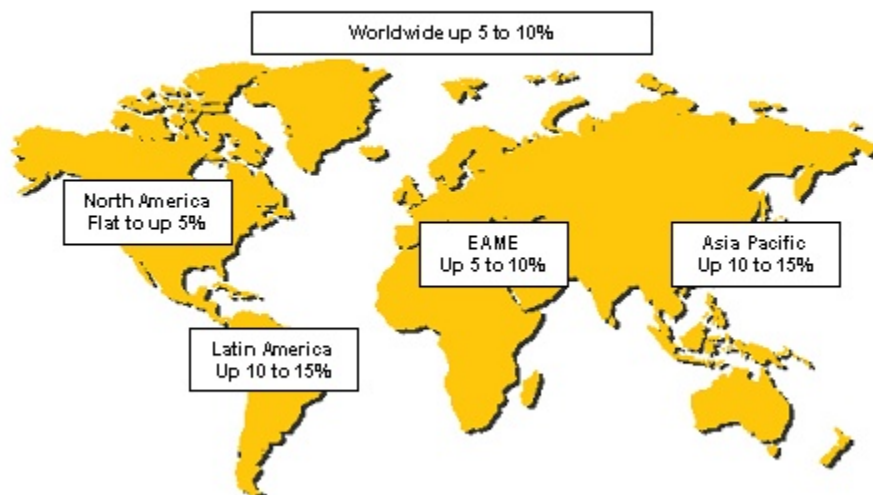
Specific economic and industry assumptions include:

- **U.S. interest rates:** The Fed recently indicated that a weakening economy is more of a threat than inflation and that it is prepared to move aggressively on interest rates. We assume the federal funds rate will end the year below 3 percent.
- **U.S. economic growth:** We forecast the economy will grow 1 percent in 2008, slow enough that the National Bureau of Economic Research may eventually decide that a recession occurred. We expect construction will likely remain distressed in 2008. If the Fed continues to cut interest rates as we expect and the U.S. government takes action to stimulate economic growth, 2008 could be the bottom of this U.S. machinery cycle.
- **U.S. housing:** Housing starts should slow from 1.35 million in 2007 to 1.1 million in 2008. We expect continued downward pressure on the industry from a large inventory of unsold homes, tighter lending standards, increased home repossessions and lower home prices.
- **U.S. nonresidential construction:** New contracts awarded should decline more than 4 percent in 2008, continuing a weakness that developed in the last half of 2007. Negatives include tighter lending standards, reduced corporate cash flows, rising vacancy rates and a smaller increase in federal highway funding.
- **U.S. coal:** This sector showed some improvement in fourth quarter 2007, and further recovery should occur in 2008. We expect the recent rebound in coal prices and increased coal exports to drive the turnaround.
- **European interest rates:** Financial markets are unsettled in Europe, and we expect this will prompt the European Central Bank to cut interest rates to 3.75 percent and the Bank of England to make two additional reductions to 4.75 percent.
- **European economic growth:** Our forecast is for 2.3 percent growth in 2008, down from 2.7 percent in 2007. Both nonresidential building and infrastructure construction should improve, however housing declined in 2007 and should do so again in 2008.
- **Developing economies:** The robust recoveries in these economies should last throughout 2008. Our forecasts are for 5.5 percent growth in Africa/Middle East, 7 percent in the CIS, 4.5 percent in Latin America and 7.5 percent in Asia/Pacific. Those growth rates are close to those of the past two years and should encourage further growth in construction.
- **Metals mining:** World demand for metals should increase, and inventories remain tight. We expect prices for most metals will remain attractive for new investment.
- **Oil and Gas:** The world's spare oil production capacity remains low, and oil prices should average higher in 2008. Higher prices should drive increased exploration, drilling, pipeline expenditures and tar sands development, which should benefit both machinery and engine sales.
- **Electric Power:** Rapid growth in oil producing and commodity exporting nations should drive generator set demand. Increased business investment in Europe should benefit demand for standby power.
- **Marine:** Demand should benefit from increased world trade and favorable freight rates. Shipyards are already contracting for 2009 and later berths.

### SALES AND REVENUES OUTLOOK

We're expecting 2008 to be another record year with sales and revenues up 5 to 10 percent from 2007. From a geographic perspective, we expect continued strength outside North America and below average growth in North America.

### Sales and Revenues 2008 vs. 2007



A-69

North America is expected to be the weakest region for growth in 2008. A weak U.S. economy in general and the hard-hit housing sector in particular are key negative drivers. However, there are areas where we expect improvement in North America in 2008.

- Sales related to energy and metals mining remain strong and are expected to improve again in 2008.
- While sales to U.S. coal mines were depressed in 2007, rising coal prices and increasing exports are driving expected improvements in 2008.
- In 2007, dealers reduced their machine inventories by about \$1.1 billion, resulting in company sales to North American dealers lower than dealer sales to end customers. While we expect dealer sales to end users to decline again in 2008, company sales will benefit as a result of substantially lower forecasted changes to dealer inventories than we experienced in 2007.
- While the industry for on-highway truck engines is still very weak as a result of very slow growth in the U.S. economy, we expect our sales to improve from the depressed levels of 2007.
- Canada remains strong, driven by high commodity prices.

Sales are expected to increase in the range of 8 to 13 percent outside North America. Strong rest of world sales are being driven by solid economic growth in most regions, commodity prices for metals, minerals and energy at levels that encourage our customers to invest and continued investment in infrastructure throughout much of the world.

The sales outlook for 2008 includes improved price realization of about 2 percent and about 1.5 percent positive impact related to currency as a result of further weakening of the U.S. dollar.

We expect continued growth in Financial Products for 2008. Revenues are expected to increase approximately 8 percent versus 2007, primarily due to higher average earning assets at Cat Financial and increased premiums at Cat Insurance.

### PROFIT OUTLOOK

The 2008 profit outlook is an increase in profit per share in the range of 5 to 15 percent from 2007. Key elements of the change in profit per share include:

- Price realization improving about 2 percent

- Higher sales volume, driven by continued growth outside North America
- An overall increase in core operating costs of 2 to 2.5 percent—in line with our estimate of inflation
- Material costs are expected to increase 1 to 1.5 percent—below our estimate of inflation.
- R&D expenses are forecast to increase 15 to 20 percent to support a significant investment in new products for the future, most notably new products to meet Tier IV emissions requirements.
- Period manufacturing, including depreciation expense, will be higher as a result of additional capital installations to support increased production capacity and the replacement of aging equipment. Machinery and Engines capital expenditures are expected to be about \$2.3 billion in 2008.
- SG&A expenses are expected to increase as a result of inflation and continued growth, but at a slower rate than sales.
- Variable manufacturing labor and overhead costs are expected to be relatively flat with 2007 as inflationary cost increases should be about offset by modest improvements in operating efficiency driven by our continued implementation of CPS. We expect that deployment of CPS will have a positive impact on costs that will continue to grow over the next few years.
- Currency is expected to have a slightly negative impact on operating profit as the benefit to sales will be offset by the negative impact on costs.
- The tax rate is expected to be about 31.5 percent in 2008, a 1.5 percentage point increase from 2007, due in large part to the expiration of the U.S. research and development tax credit.

\* \* \*

The information included in the Outlook section is forward looking and involves risks and uncertainties that could significantly affect expected results. A discussion of these risks and uncertainties is contained in Item 1A of this Form 10-K.

A-70

## SUPPLEMENTAL STOCKHOLDER INFORMATION

### Stockholder Services

Registered stockholders should contact:

#### **Stock Transfer Agent**

BNY Mellon Shareowner Services  
P.O. Box 358015  
Pittsburgh, PA 15252-8015

*Phone:* (866) 203-6622 (U.S. and Canada)  
(201) 680-6578 (Outside U.S. and Canada)  
*Hearing Impaired:* (800) 231-5469 (U.S. or Canada)  
(201) 680-6610 (Outside U.S. or Canada)  
*Internet:* [www.melloninvestor.com](http://www.melloninvestor.com)

#### **Caterpillar Assistant Secretary**

Laurie J. Huxtable  
Assistant Secretary  
Caterpillar Inc.

100 N.E. Adams Street  
Peoria, IL 61629-7310

*Phone:* (309) 675-4619  
*Fax:* (309) 675-6620  
*E-mail:* [CATshareservices@CAT.com](mailto:CATshareservices@CAT.com)

#### **Shares held in Street Position**

Stockholders that hold shares through a street position should contact their bank or broker with questions regarding those shares.

### Stock Purchase Plan

Current stockholders and other interested investors may purchase Caterpillar Inc. common stock directly through the Investor Services Program sponsored and administered by our Transfer Agent. Current stockholders can get more information on the program from our Transfer Agent using the contact information provided above. Non-stockholders can request program materials by calling: (866) 353-7849. The Investor Services Program materials are available on-line from our Transfer Agent's website or by following a link from [www.CAT.com/dspp](http://www.CAT.com/dspp).



## Investor Relations

Institutional analysts, portfolio managers, and representatives of financial institutions seeking additional information about the Company should contact:

### Director of Investor Relations

Mike DeWalt	Phone:	(309) 675-4549
Caterpillar Inc.	Fax:	(309) 675-4457
100 N.E. Adams Street	E-mail:	<b>CATir@CAT.com</b>
Peoria, IL 61629-5310	Internet:	www.CAT.com/investor

## Company Information

### Current information -

- phone our Information Hotline - (800) 228-7717 (U.S. or Canada) or (858) 244-2080 (Outside U.S. or Canada) to request company publications by mail, listen to a summary of Caterpillar's latest financial results and current outlook, or to request a copy of results by fax or mail
- request, view, or download materials on-line or register for email alerts by visiting [www.CAT.com/materialsrequest](http://www.CAT.com/materialsrequest)

### Historical information -

- view/download on-line at [www.CAT.com/historical](http://www.CAT.com/historical)

## Annual Meeting

On Wednesday, June 11, 2008, at 1:30 p.m., Central Time, the annual meeting of stockholders will be held at the Northern Trust Building, Chicago, Illinois. Proxy materials are being sent to stockholders with this report on or about May 2, 2008.

## Internet

Visit us on the Internet at [www.CAT.com](http://www.CAT.com).

Information contained on our website is not incorporated by reference into this document.

## Common Stock (NYSE: CAT)

**Listing Information:** Caterpillar common stock is listed on the New York and Chicago stock exchanges in the United States, and on stock exchanges in Belgium, France, Germany, Great Britain and Switzerland.

**Compliance:** For 2007, Caterpillar filed an Annual CEO Certification in compliance with New York stock exchange rules and CEO/CFO certifications in compliance with Sections 302 and 906 of the Sarbanes-Oxley Act of 2002. These certifications are included as exhibits to our Form 10-K filing for the relevant fiscal year.

**Price Ranges:** Quarterly price ranges of Caterpillar common stock on the New York Stock Exchange, the principal market in which the stock is traded, were:

Quarter	2007		2006	
	High	Low	High	Low
First	\$ 68.43	\$ 57.98	\$ 77.21	\$ 57.05
Second	\$ 82.89	\$ 65.86	\$ 82.03	\$ 64.41
Third	\$ 87.00	\$ 70.59	\$ 75.43	\$ 62.09
Fourth	\$ 82.74	\$ 67.00	\$ 70.92	\$ 58.82

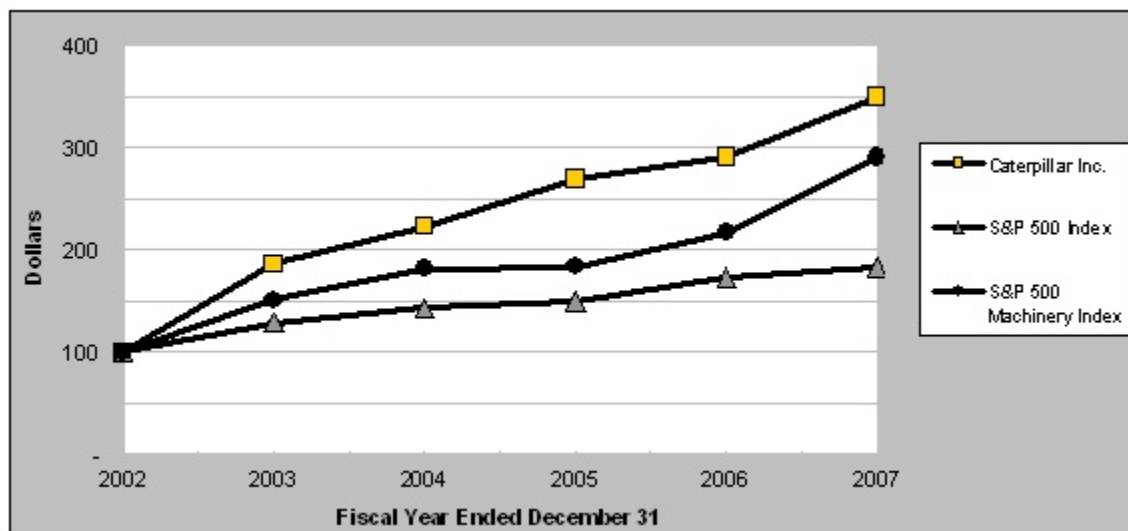
**Number of Stockholders:** Stockholders of record at year-end totaled 39,061, compared with 39,075 at the end of 2006. Approximately 62 percent of our issued shares are held by institutions and banks, 31 percent by individuals, and 7 percent by employees through company stock plans.

Caterpillar tax qualified defined contribution retirement plans held 36,390,679 shares at year-end, including 3,558,877 shares acquired during 2007. Non-U.S. employee stock purchase plans held an additional 4,620,213 shares at year-end, including 752,519 shares acquired during 2007.

A-71

### Performance Graph: Total Cumulative Stockholder Return for Five-Year Period Ending December 31, 2007

The graph below shows the cumulative stockholder return assuming an investment of \$100 on December 31, 2002, and reinvestment of dividends issued thereafter.



	2002	2003	2004	2005	2006	2007
Caterpillar Inc.	\$ 100.00	\$ 186.14	\$ 223.07	\$ 269.29	\$ 290.54	\$ 350.04
S&P 500	\$ 100.00	\$ 128.67	\$ 142.66	\$ 149.66	\$ 173.28	\$ 182.79
S&P 500 Machinery	\$ 100.00	\$ 150.94	\$ 181.69	\$ 183.45	\$ 217.26	\$ 290.87

A-72

## DIRECTORS AND OFFICERS

### Directors/Committee Membership (as of December 31, 2007)

	Audit	Compensation	Governance	Public Policy
W. Frank Blount			√*	
John R. Brazil	√			
Daniel M. Dickinson		√		
John T. Dillon	√			
Eugene V. Fife	√*			
Gail D. Fosler			√	
Juan Gallardo				√
David R. Goode	√			
Peter A. Magowan			√	
William A. Osborn		√*		
James W. Owens				
Charles D. Powell				√*
Edward B. Rust, Jr.		√		
Joshua I. Smith				√

**Officers** (as of December 31, 2007)

James W. Owens	Chairman and Chief Executive Officer
Richard P. Lavin	Group President
Stuart L. Levenick	Group President
Douglas R. Oberhelman	Group President
Edward J. Rapp	Group President
Gerald L. Shaheen <sup>1</sup>	Group President
G�rard R. Vittecoq	Group President
Steven H. Wunning	Group President
Kent M. Adams	Vice President
William P. Ainsworth	Vice President
Ali M. Bahaj	Vice President
Sidney C. Banwart	Vice President
Michael J. Baunton	Vice President
Rodney C. Beeler	Vice President
Mary H. Bell	Vice President
Thomas J. Bluth	Vice President
James B. Buda	Vice President, General Counsel and Secretary
David B. Burritt	Vice President and Chief Financial Officer
Richard J. Case	Vice President
Christopher C. Curfman	Vice President
Paolo Fellin	Vice President
Steven L. Fisher	Vice President
Thomas A. Gales	Vice President
Stephen A. Gosselin	Vice President
Hans A. Haefeli	Vice President
John S. Heller	Vice President and Chief Information Officer
Gwenne A. Henricks	Vice President
Stephen P. Larson	Vice President
William D. Mayo <sup>1</sup>	Vice President
Daniel M. Murphy	Vice President
James J. Parker	Vice President
Mark R. Pflederer	Vice President
William J. Rohner	Vice President
Christiano V. Schena	Vice President
William F. Springer	Vice President
Gary A. Stampanato	Vice President
Gary A. Stroup	Vice President
Tana L. Utley	Vice President
James D. Waters, Jr.	Vice President
Robert T. Williams	Vice President
Jananne A. Copeland	Chief Accounting Officer
Edward J. Scott	Chief Ethics and Compliance Officer
Bradley M. Halverson	Controller
Kevin E. Colgan	Treasurer

Robin D. Beran  
Tinkie E. Demmin  
Laurie J. Huxtable

Assistant Treasurer  
Assistant Secretary  
Assistant Secretary

<sup>1</sup> Retired effective February 1, 2008.

**CATERPILLAR INC.**  
**Subsidiaries and Affiliated Companies**  
**(as of December 31, 2007)**

<b>Subsidiaries (51% or more ownership)</b>	
<b>Name of Company</b>	<b>Where Organized</b>
10G LLC	Delaware
Acefun S.A. de C.V.	Mexico
Aceros Fundidos Internacionales LLC	Delaware
Aceros Fundidos Internacionales S. de R.L. de C.V.	Mexico
Advanced Filtration Systems Inc.	Delaware
AFSI Europe s.r.o.	Czech Republic
Amberly Investments	New Zealand
Anchor Coupling Inc.	Delaware
ARCH Development Fund I, L.P.	Delaware
Asia Power Systems (Tianjin) Ltd.	China
AsiaTrak (Tianjin) Ltd.	China
Bio-Energy Partners	Illinois
CAE Co., Ltd.	Japan
Carter Machinery Company, Incorporated	Delaware
Carter Rental, Inc.	Virginia
Cat Redistribution Services Corporation	Japan
Cat Rental Central Japan Ltd.	Japan
Cat Rental East Japan Ltd.	Japan
Cat Rental West Japan Ltd.	Japan
Caterpillar (Africa) (Proprietary) Limited	South Africa
Caterpillar (Bermuda) Funding Company	Bermuda
Caterpillar (Bermuda) Funding Parent Company	Bermuda
Caterpillar (Bermuda) Holding Company	Bermuda
Caterpillar (Bermuda) Investments Funding Company	Bermuda
Caterpillar (Bermuda) Investments Parent Company	Bermuda
Caterpillar (China) Financial Leasing Co., Ltd.	China
Caterpillar (China) Investment Co., Ltd.	China
Caterpillar (China) Machinery Components Co., Ltd.	China
Caterpillar (HK) Limited	Hong Kong
Caterpillar (Suzhou) Co., Ltd.	China
Caterpillar (Thailand) Limited	Thailand
Caterpillar (U.K.) Limited	England
Caterpillar (Xuzhou) Design Center Ltd.	China
Caterpillar AccessAccount Corporation	Nevada
Caterpillar Americas C.V.	Netherlands
Caterpillar Americas Co.	Delaware
Caterpillar Americas Funding Inc.	Delaware
Caterpillar Americas Mexico, S. de R.L. de C.V.	Mexico
Caterpillar Americas Services Co.	Delaware
Caterpillar Asia Limited	Hong Kong
Caterpillar Asia Pacific L.P.	Bermuda
Caterpillar Asia Pte. Ltd.	Singapore
Caterpillar Belgium S. A.	Belgium

Caterpillar Brasil Ltda.	Brazil
Caterpillar Brasil Servicos Ltda.	Brazil
Caterpillar Brazil LLC	Delaware
Caterpillar Business Services (UK) Limited	England and Wales
Caterpillar CDD, S.L.	Spain
Caterpillar China Limited	Hong Kong
Caterpillar CIS LLC	Russia
Caterpillar CMC, LLC	Delaware
Caterpillar Commercial Australia Pty. Ltd.	Australia
Caterpillar Commercial Holding S.A.R.L.	Switzerland
Caterpillar Commercial LLC	Delaware
Caterpillar Commercial Northern Europe Limited	England and Wales
Caterpillar Commercial Private Limited	India
Caterpillar Commercial S.A.	Belgium
Caterpillar Commercial S.A.R.L.	France
Caterpillar Commercial Services S.A.R.L.	France
Caterpillar Commerciale S.r.L.	Italy
Caterpillar Communications LLC	Delaware
Caterpillar Corporativo Mexico, S. de R.L. de C.V.	Mexico
Caterpillar Credito, S.A. de C.V., Sociedad Financiera de Objeto Multiple, E. N.R.	Mexico
Caterpillar DC Pension Trust	England and Wales
Caterpillar Distribution Mexico S.R.L. de C.V.	Mexico
Caterpillar Distribution Services Europe B.V.B.A.	Belgium
Caterpillar Elkader LLC	Delaware
Caterpillar Engine Systems Inc.	Delaware
Caterpillar Environmental Technologies Mexico, S. de R.L. de C.V.	Mexico
Caterpillar European Finance s.r.o.	Czechoslovakia
Caterpillar Finance Corporation	Japan
Caterpillar Finance France S.A.	France
Caterpillar Finance, s.r.o.	Czech Republic
Caterpillar Financial Acquisition Funding LLC	Delaware
Caterpillar Financial Acquisition Funding Partners	United Kingdom
Caterpillar Financial Australia Limited	Australia
Caterpillar Financial Corporacion Financiera, S.A., E.F.C.	Spain
Caterpillar Financial Dealer Funding LLC	Delaware
Caterpillar Financial Funding Corporation	Nevada
Caterpillar Financial Member Company	Delaware
Caterpillar Financial New Zealand Limited	New Zealand
Caterpillar Financial Nordic Services AB	Sweden
Caterpillar Financial Nova Scotia Corporation	Nova Scotia
Caterpillar Financial OOO	Russia
Caterpillar Financial Receivables Corporation	Nevada
Caterpillar Financial Renting, S.A.	Spain
Caterpillar Financial S.A. Arrendamento Mercantil	Brazil
Caterpillar Financial S.A. Credito, Financiamento e Investimento	Brazil
Caterpillar Financial SARL	Switzerland
Caterpillar Financial Services (Dubai) Limited	United Arab Emirates
Caterpillar Financial Services (Ireland) plc	Ireland
Caterpillar Financial Services (UK) Limited	England and Wales
Caterpillar Financial Services Argentina S.A.	Argentina
Caterpillar Financial Services Asia Pte. Ltd.	Singapore
Caterpillar Financial Services Belgium S.P.R.L.	Belgium
Caterpillar Financial Services Corporation	Delaware



Caterpillar Financial Services CR, s.r.o.	Czech Republic
Caterpillar Financial Services GmbH	Germany
Caterpillar Financial Services Korea, Ltd.	Korea
Caterpillar Financial Services Limited Les Services Financiers Caterpillar Limitee	Canada
Caterpillar Financial Services Malaysia Sdn Bhd	Malaysia
Caterpillar Financial Services Netherlands B.V.	Netherlands
Caterpillar Financial Services Norway AS	Norway
Caterpillar Financial Services Philippines Inc.	Philippines
Caterpillar Financial Services Poland Sp. z o.o.	Poland
Caterpillar Fomento Comercial Ltda.	Brazil
Caterpillar Forest Products Inc.	Delaware
Caterpillar Formacion Tecnica, S. L.	Spain
Caterpillar France S.A.S.	France
Caterpillar GB, L.L.C.	Delaware
Caterpillar Global Mining Pty. Ltd.	Australia
Caterpillar Global Services LLC	Delaware
Caterpillar Group Services S.A.	Belgium
Caterpillar Holding (France) S.A.S.	France
Caterpillar Holding Germany GmbH	Germany
Caterpillar Holding Ltd.	Bermuda
Caterpillar Holding Spain, S.L.	Spain
Caterpillar Holdings Australia Pty. Ltd.	Australia
Caterpillar Holdings Singapore Pte. Ltd.	Singapore
Caterpillar Hungary Component Manufacturing Ltd.	Hungary
Caterpillar Hydraulics Italia S.r.l.	Italy
Caterpillar Impact Products Limited	England and Wales
Caterpillar India Private Limited	India
Caterpillar Institute (Vic-Tas) Pty Ltd	Australia
Caterpillar Institute (WA) Pty Ltd	Australia
Caterpillar Insurance Co. Ltd.	Bermuda
Caterpillar Insurance Company	Missouri
Caterpillar Insurance Holdings Inc.	Delaware
Caterpillar Insurance Services Corporation	Tennessee
Caterpillar International Finance Luxembourg, S.a.r.l.	Luxembourg
Caterpillar International Finance plc	Ireland
Caterpillar International Holding S.A.R.L.	Switzerland
Caterpillar International Investments Coöperatie U.A.	Netherlands
Caterpillar International Investments S.A.R.L.	Switzerland
Caterpillar International Ltd.	Bermuda
Caterpillar International Services Corporation	Nevada
Caterpillar International Services del Peru S.A.	Peru
Caterpillar Investments	England and Wales
Caterpillar LACD Sarl	Switzerland
Caterpillar Latin America Services de Mexico, S. de R.L. de C.V.	Mexico
Caterpillar Latin America Services de Panama, S. de R.L.	Panama
Caterpillar Latin America Services de Puerto Rico, S. en C.	Puerto Rico
Caterpillar Latin America Services, S.R.L.	Costa Rica
Caterpillar Latin America Servicios de Chile Limitada	Chile
Caterpillar Latin America Support Services, S. DE R.L.	Panama
Caterpillar Leasing (Thailand) Limited	Thailand
Caterpillar Leasing Chile, S.A.	Chile
Caterpillar Leasing GmbH (Leipzig)	Germany
Caterpillar Life Insurance Company	Missouri

Caterpillar Logistics (Shanghai) Co. Ltd.	China
Caterpillar Logistics Administrative Services de Mexico, S. de R.L. de C.V.	Mexico
Caterpillar Logistics Client Administrative Services de Mexico, S. de R.L. de C.V.	Mexico
Caterpillar Logistics Client Services de Mexico, S. de R.L. de C.V.	Mexico
Caterpillar Logistics France S.A.S.	France
Caterpillar Logistics FT Services (UK) Limited	England and Wales
Caterpillar Logistics ML Services France S.A.S.	France
Caterpillar Logistics Services (France) S.A.R.L.	France
Caterpillar Logistics Services (Tianjin) Ltd.	China
Caterpillar Logistics Services (UK) Limited	England and Wales
Caterpillar Logistics Services Canada Ltd.	Canada
Caterpillar Logistics Services China Limited	China
Caterpillar Logistics Services de Mexico, S. de R.L. de C.V.	Mexico
Caterpillar Logistics Services Germany GmbH	Germany
Caterpillar Logistics Services India Private Limited	India
Caterpillar Logistics Services International GmbH	Germany
Caterpillar Logistics Services International LLC	Russia
Caterpillar Logistics Services International N.V.	Belgium
Caterpillar Logistics Services Polska Sp. z o.o.	Poland
Caterpillar Logistics Services Spain, S.A.	Spain
Caterpillar Logistics Services, Inc.	Delaware
Caterpillar Logistics Services-Egypt Ltd.	Egypt
Caterpillar Logistics Supply Chain Services GmbH	Germany
Caterpillar Logistics Supply Chain Services Italia S.r.l.	Italy
Caterpillar Logistics Supply Chain Services Limited Liability Company	Hungary
Caterpillar Luxembourg Group S.a.r.l.	Luxembourg
Caterpillar Luxembourg S.a.r.l.	Luxembourg
Caterpillar Marine Asia Pacific Pte. Ltd.	Singapore
Caterpillar Marine Trading (Shanghai) Co., Ltd.	China
Caterpillar Materiels Routiers S.A.S.	France
Caterpillar Mexico, S.A. de C.V.	Mexico
Caterpillar Mining Chile Servicios Limitada	Chile
Caterpillar Motoren (Guangdong) Co. Ltd.	China
Caterpillar Motoren GmbH & Co. KG	Germany
Caterpillar Motoren Rostock GmbH	Germany
Caterpillar Motoren Verwaltungs-GmbH	Germany
Caterpillar NACD SARL	Switzerland
Caterpillar North America C.V.	Netherlands
Caterpillar NZ Funding Parent Limited	Netherlands
Caterpillar of Australia Pty. Ltd.	Australia
Caterpillar of Canada Corporation	Canada
Caterpillar of Delaware, Inc.	Delaware
Caterpillar Overseas Credit Corporation S.A.R.L.	Switzerland
Caterpillar Overseas Investment Holding, S.A.R.L.	Switzerland
Caterpillar Overseas S.A.R.L.	Switzerland
Caterpillar Panama Services SA	Panama
Caterpillar Paving Products Inc.	Oklahoma
Caterpillar Paving Products Xuzhou Ltd.	China
Caterpillar Pension Trust Limited	England and Wales
Caterpillar Poland Sp. z o.o.	Poland
Caterpillar Power Generations Systems L.L.C.	Delaware
Caterpillar Power Systems Inc.	Delaware
Caterpillar Power Systems y Compañía Limitada	Nicaragua

Caterpillar Power Ventures Corporation	Delaware
Caterpillar Power Ventures Europe B.V.	Netherlands
Caterpillar Power Ventures International Mauritius Ltd.	Mauritius
Caterpillar Power Ventures International, Ltd.	Bermuda
Caterpillar Prodotti Stradali S.r.l.	Italy
Caterpillar Product Development S.A.R.L.	Switzerland
Caterpillar Product Services Corporation	Missouri
Caterpillar R&D Center (China) Co., Ltd.	China
Caterpillar Redistribution Services Inc.	Delaware
Caterpillar Redistribution Services International S.A.R.L.	Switzerland
Caterpillar Reman Powertrain Indiana LLC	Delaware
Caterpillar Reman Powertrain Services, Inc.	South Carolina
Caterpillar Remanufacturing Limited	England and Wales
Caterpillar Remanufacturing Services (Shanghai) Co. Ltd.	China
Caterpillar Renting France S.A.S.	France
Caterpillar S.A.R.L.	Switzerland
Caterpillar Services Limited	Delaware
Caterpillar Servicios Limitada	Chile
Caterpillar Servicios Mexico, S. de R.L. de C.V.	Mexico
Caterpillar Servizi Italia Srl	Italy
Caterpillar Skinningrove Limited	England and Wales
Caterpillar Special Services Belgium S.P.R.L.	Belgium
Caterpillar Switchgear Holding Inc.	Georgia
Caterpillar Technologies Singapore Pte. Ltd.	Singapore
Caterpillar Torreon S. de R.L. de C.V.	Mexico
Caterpillar Tosno, L.L.C.	Russia
Caterpillar Transmissions France S.A.R.L.	France
Caterpillar Trimble Control Technologies LLC	Delaware
Caterpillar UGM Techonolgy Pty. Ltd.	Australia
Caterpillar UK Acquisition Partners LP	United Kingdom
Caterpillar UK Employee Trust Limited	England and Wales
Caterpillar UK Group Limited	United Kingdom
Caterpillar UK Holding Company Limited	United Kingdom
Caterpillar UK Holdings Limited	England and Wales
Caterpillar Underground Mining Pty. Ltd.	Australia
Caterpillar Work Tools B.V.	Netherlands
Caterpillar Work Tools Verwaltungs-GmbH	Germany
Caterpillar Work Tools, Inc.	Kansas
Caterpillar World Trading Corporation	Delaware
Caterpillar Xuzhou Ltd.	China
Caterpillar/SCB Investments LP	Delaware
Caterpillar/SCB Receivables Finance LP	Nevada
Catsub I, Inc.	Oregon
Centre de Distribution de Wallonie S.A.	Belgium
CFRC/CFMC Investments, LLC	Delaware
Chemetron-Railway Products, Inc.	Delaware
CM Rental Hokkaido Co., Ltd.	Japan
Depositary (Bermuda) Limited	Bermuda
East Japan Caterpillar Mitsubishi Construction Equipment Sales, Ltd.	Japan
Easytop Limited	England and Wales
EDC European Excavator Design Center GmbH & Co. KG	Germany
EDC European Excavator Design Center Verwaltungs GmbH	Germany
Elektrocieplawnia Starahowice Sp. z o.o.	Poland

Energy Services International Limited	Bermuda
Energy Technologies Institute LLP	England and Wales
Ensambladora Tecnologica de Mexico, S.A. de C.V.	Mexico
Eurenov S.A.S.	France
Euronov Polska	Poland
F.G. Wilson (Engineering) Limited	Northern Ireland
F.G. Wilson (Proprietary) Limited	South Africa
F.G. Wilson (USA) LLC	Delaware
F.G. Wilson Generators India Private Limited	India
FCC Equipment Financing, Inc.	Delaware
FM Industries, Inc.	Texas
Forcheater do Brasil Ltda.	Brazil
Forcheater International S.A.	Uruguay
Germanischer Lloyd AG	Germany
GFCM Servicios, S.A. de C.V.	Mexico
Guangzhou MaK Diesel Engine Limited Company	China
Hokkaido Caterpillar Mitsubishi Construction Equipment Sales, Ltd.	Japan
Inmobiliaria Conek, S.A.	Mexico
IronPlanet Australia Pty Limited	Australia
Kentuckiana Railcar Repair & Storage Facility, LLC	Indiana
M.O.P.E.S.A. Motores Power, S.A.	Mexico
Magnum Power Products, LLC	Delaware
MaK Americas Inc.	Illinois
MaK Beteiligungs GmbH	Germany
MaK Power Systems Lanka (Private) Ltd.	Sri Lanka
Mec-Track S.r.l.	Italy
Metalmark Financial Services Limited	England and Wales
MICA Energy Systems	Michigan
Mitsubishi Caterpillar Forklift America Inc.	Delaware
Monte Rio Power Corporation Ltd.	Bermuda
Motori Perkins S.P.A.	Italy
Necoles Investments B.V.	Netherlands
Okinawa Caterpillar Mitsubishi Construction Equipment Sales, Ltd.	Japan
P. T. Caterpillar Finance Indonesia	Indonesia
P. T. Natra Raya	Indonesia
P. T. Solar Services Indonesia	Indonesia
Perkins Engines (Asia Pacific) Pte Ltd	Singapore
Perkins Engines Company Limited	England and Wales
Perkins Engines, Inc.	Maryland
Perkins France (S.A.S.)	France
Perkins Holdings Limited LLC	Delaware and England and Wales
Perkins International Inc.	Delaware
Perkins Limited	England and Wales
Perkins Motoren GmbH	Germany
Perkins Motores do Brasil Ltda.	Brazil
Perkins Shibaura Engines Limited	England and Wales
Perkins Shibaura Engines LLC	Delaware
Perkins Technology Inc.	Delaware
Pioneer Distribution, Inc.	South Carolina
Polyhose India (Rubber) Private Limited	India
Premier Automotive Parts Limited	United Kingdom
Progress Metal Reclamation Company	Kentucky

Progress Rail Canada Corporation	Canada
Progress Rail Holdings Inc.	Alabama
Progress Rail Raceland Corporation	Delaware
Progress Rail Services Corporation	Alabama
Progress Rail Services de Mexico S.A. de C.V.	Mexico
Progress Rail Services Holdings Corp.	Delaware
Progress Rail Services LLC	Delaware
Progress Rail TransCanada Corporation	Nova Scotia
Progress Vanguard Corporation	Delaware
Przedsiębiorstwem Energetyki Ciepłncj (Bugaj) Sp. Z o.o.	Poland
Railcar, Ltd.	Georgia
Rapisarda Industries Srl	Italy
RelayStar S.A.	Belgium
S & L Railroad, LLC	Nebraska
Sabre Engines Limited	England
SCM Accounting Service Co., Ltd.	Japan
SCM Akashi General Services Co., Ltd.	Japan
SCM Operator Training Co., Ltd.	Japan
SCM Sagami Engineering Co., Ltd.	Japan
SCM Sagami General Services Co., Ltd.	Japan
SCM Singapore Holdings Pte. Ltd.	Singapore
SCM System Service Co., Ltd.	Japan
SEM Service & Distribution Centre	United Arab Emirates
Servicios Administrativos Progress S. de R.L. de C.V.	Mexico
Servicios Ejecutivos Progress S. de R.L. de C.V.	Mexico
Servicios Ferroviarios Progress S. de R.L. de C.V.	Mexico
Servicios Logísticos Progress S. de R.L. de C.V.	Mexico
Shin Caterpillar Mitsubishi Ltd.	Japan
SNOM S.A.S.	France
Societe de Electricite d'el Bibane	Tunisia
Societe Industrial Rubber Hoses Sarl	Tunisia
Solar Turbines Canada Ltd./Ltee.	Canada
Solar Turbines Europe S.A.	Belgium
Solar Turbines Incorporated	Delaware
Solar Turbines International Company	Delaware
Solar Turbines Malaysia Sdn Bhd	Malaysia
Solar Turbines Overseas Pension Scheme Limited	Guernsey
Solar Turbines Services Company	California
Solar Turbines Services Nigeria Limited	Nigeria
Solar Turbines Services of Argentina S.R.L.	Argentina
Solar Turbines Trinidad & Tobago	Trinidad and Tobago
SPL Software Alliance LLC	Delaware
STI Capital Company	Delaware
Tech Itoh Co., Ltd.	Japan
Tecnologia Modificada, S.A. de C.V.	Mexico
Turbinas Solar de Venezuela, C.A.	Venezuela
Turbo Tecnologia de Reparaciones S.A. de C.V.	Mexico
Turbomach (India) Private Limited	India
Turbomach Asia Ltd.	Thailand
Turbomach Deutschland GmbH	Germany
Turbomach Endustriyel Gaz Turbinleri Sanayi Ve Ticaret Limited	Turkey
Turbomach Energie S.A.R.L.	France
Turbomach Limited	United Kingdom

Turbomach Netherlands B.V.	Netherlands
Turbomach Pakistan (Private) Limited	Pakistan
Turbomach S.r.L.	Italy
Turbomach SA - Spain	Spain
Turbomach SA - Switzerland	Switzerland
Turbomach Sp. Z o.o.	Poland
Turboservices SDN BHD	Malaysia
Turner Powertrain Systems Limited	England and Wales
UK Hose Assembly Limited	England and Wales
United Industries Corporation	Kentucky
VALA (UK) LP	England and Wales
VALA B.V.	Netherlands
VALA Inc.	Delaware
VALA LLC	Delaware
Veratech Holding B.V.	Netherlands
West Japan Caterpillar Mitsubishi Construction Equipment Sales, Ltd.	Japan
West Virginia Auto Shredding Inc.	West Virginia
Wright Equipment Company (Proprietary) Limited	South Africa
XPart Limited	United Kingdom

#### **Affiliated Companies (50% and less ownership)**

<b>Name of Company</b>	<b>Where Organized</b>
A.S.V., Inc.	Minnesota
Aiwa Co., Ltd.	Japan
Akoya, Inc.	Delaware
ASIMCO International Casting (Shanxi) Co. Ltd.	China
Cat Rental Kyushu Ltd.	Japan
Central Japan Caterpillar Mitsubishi Construction Equipment Sales, Ltd.	Japan
Clean World Co.	Japan
Diamond Office Management Co., Ltd.	Japan
Energyst B.V.	Netherlands
Federal Financial Services LLC	Delaware
Firefly Energy Inc.	Delaware
FMS Equipment Rentals Inc.	Delaware
Hama-rental Co.	Japan
Hokken Service Co.	Japan
Intelligent Switchgear Organization LLC	Delaware
Ironmart LLC	Delaware
IronPlanet.com, Inc.	Delaware
Jupiter Power (Cambodia) Co., Ltd.	Cambodia
Jupiter Power Asia Co., Ltd.	Cambodia
Kiden Lease Co., Ltd.	Japan
K-Lea Co., Ltd.	Japan
Loegering Mfg. Inc.	North Dakota
Machida Kiko Co., Ltd.	Japan
MaK Trainings GmbH	Germany
MCFA Canada Ltd.	Ontario
MCFA FSC Inc.	Barbados
Mitsubishi Caterpillar Forklift America de Argentina S.A.	Argentina
Mitsubishi Caterpillar Forklift Asia Pte. Ltd.	Singapore
Mitsubishi Caterpillar Forklift Europe B.V.	Netherlands
Motores Diesel Andinos S.A.	Peru



Nagano Kouki Co., Ltd.	Japan
Nihon Kenki Lease Co., Ltd.	Japan
Pioneer Machinery LLC	Delaware
PMHC LLC	Delaware
Qingzhou Aoweier Engineering Machinery Co., Ltd.	China
Qingzhou Shandong Logistics Co., Ltd.	China
Rapidparts Inc.	Delaware
Sanko Rental Co.	Japan
Shandong SEM Machinery Co Ltd.	China
Technocast, S.A. de C.V.	Mexico
Tohoku Rental Service Co., Ltd.	Japan
Tokyo Rental Co., Ltd.	Japan
Tone Lease Co.	Japan
Tri-County Venture Capital Fund I, LLC	Delaware
Tunnel Rental Co., Ltd.	Japan
Yeep Co.	Japan

**CONSENT OF INDEPENDENT REGISTERED PUBLIC ACCOUNTING FIRM**

We hereby consent to the incorporation by reference in the Registration Statements on Form S-3 (Nos. 333-43133, 33-46194, 333-22041, 333-43983, 333-57512, 333-71468, 333-136265, 333-135123, 333-135465, 33-40393, 33-39120) and Form S-8 (Nos. 2-97450, 333-37353, 33-8003, 333-03609, 333-41464, 333-98197, 333-115837, 333-32853, 333-32851, 333-111355, 333-128342, 333-135467, 333-133275, 333-133266, 333-133265, 333-141548) and Form S-4 (No. 333-121003) of Caterpillar Inc. of our report dated February 21, 2008 relating to the financial statements and the effectiveness of internal control over financial reporting, which appears in this Form 10-K.

/s/ PricewaterhouseCoopers LLP

PricewaterhouseCoopers LLP

Peoria, Illinois

February 21, 2008

## SECTION 302 CERTIFICATION

I, James W. Owens, certify that:

1. I have reviewed this annual report on Form 10-K of Caterpillar Inc.;
2. Based on my knowledge, this report does not contain any untrue statement of a material fact or omit to state a material fact necessary to make the statements made, in light of the circumstances under which such statements were made, not misleading with respect to the period covered by this report;
3. Based on my knowledge, the financial statements, and other financial information included in this report, fairly present in all material respects the financial condition, results of operations and cash flows of the registrant as of, and for, the periods presented in this report;
4. The registrant's other certifying officer and I are responsible for establishing and maintaining disclosure controls and procedures (as defined in Exchange Act Rules 13a-15(e) and 15d-15(e)) and internal control over financial reporting (as defined in Exchange Act Rules 13a-15(f) and 15d-15(f)) for the registrant and we have:
  - a) designed such disclosure controls and procedures, or caused such disclosure controls and procedures to be designed under our supervision, to ensure that material information relating to the registrant, including its consolidated subsidiaries, is made known to us by others within those entities, particularly during the period in which this report is being prepared;
  - b) designed such internal control over financial reporting, or caused such internal control over financial reporting to be designed under our supervision, to provide reasonable assurance regarding the reliability of financial reporting and the preparation of financial statements for external purposes in accordance with generally accepted accounting principles;
  - c) evaluated the effectiveness of the registrant's disclosure controls and procedures and presented in this report our conclusions about the effectiveness of the disclosure controls and procedures, as of the end of the period covered by this report based on such evaluation; and
  - d) disclosed in this report any change in the registrant's internal control over financial reporting that occurred during the registrant's most recent fiscal quarter (the registrant's fourth fiscal quarter in the case of an annual report) that has materially affected, or is reasonably likely to materially affect, the registrant's internal control over financial reporting; and
5. The registrant's other certifying officer and I have disclosed, based on our most recent evaluation of internal control over financial reporting, to the registrant's auditors and the audit committee of registrant's board of directors (or persons performing the equivalent function):
  - a) all significant deficiencies and material weaknesses in the design or operation of internal control over financial reporting which are reasonably likely to adversely affect the registrant's ability to record, process, summarize and report financial information; and
  - b) any fraud, whether or not material, that involves management or other employees who have a significant role in the registrant's internal control over financial reporting.

February 22, 2008

/s/ James W. Owens  
(James W. Owens)

Chairman of the Board and  
Chief Executive Officer

## SECTION 302 CERTIFICATION

I, David B. Burritt, certify that:

1. I have reviewed this annual report on Form 10-K of Caterpillar Inc.;
2. Based on my knowledge, this report does not contain any untrue statement of a material fact or omit to state a material fact necessary to make the statements made, in light of the circumstances under which such statements were made, not misleading with respect to the period covered by this report;
3. Based on my knowledge, the financial statements, and other financial information included in this report, fairly present in all material respects the financial condition, results of operations and cash flows of the registrant as of, and for, the periods presented in this report;
4. The registrant's other certifying officer and I are responsible for establishing and maintaining disclosure controls and procedures (as defined in Exchange Act Rules 13a-15(e) and 15d-15(e)) and internal control over financial reporting (as defined in Exchange Act Rules 13a-15(f) and 15d-15(f)) for the registrant and we have:
  - a) designed such disclosure controls and procedures, or caused such disclosure controls and procedures to be designed under our supervision, to ensure that material information relating to the registrant, including its consolidated subsidiaries, is made known to us by others within those entities, particularly during the period in which this report is being prepared;
  - b) designed such internal control over financial reporting, or caused such internal control over financial reporting to be designed under our supervision, to provide reasonable assurance regarding the reliability of financial reporting and the preparation of financial statements for external purposes in accordance with generally accepted accounting principles;
  - c) evaluated the effectiveness of the registrant's disclosure controls and procedures and presented in this report our conclusions about the effectiveness of the disclosure controls and procedures, as of the end of the period covered by this report; based on such evaluation; and
  - d) disclosed in this report any change in the registrant's internal control over financial reporting that occurred during the registrant's most recent fiscal quarter (the registrant's fourth fiscal quarter in the case of an annual report) that has materially affected, or is reasonably likely to materially affect, the registrant's internal control over financial reporting; and
5. The registrant's other certifying officer and I have disclosed, based on our most recent evaluation of internal control over financial reporting, to the registrant's auditors and the audit committee of registrant's board of directors (or persons performing the equivalent function):
  - a) all significant deficiencies and material weaknesses in the design or operation of internal control over financial reporting which are reasonably likely to adversely affect the registrant's ability to record, process, summarize and report financial information; and
  - b) any fraud, whether or not material, that involves management or other employees who have a significant role in the registrant's internal controls over financial reporting.

February 22, 2008

/s/ David B. Burritt  
(David B. Burritt)

Vice President and  
Chief Financial Officer

**CERTIFICATION PURSUANT TO  
18 U.S.C. SECTION 1350  
AS ADOPTED PURSUANT TO  
SECTION 906 OF THE SARBANES-OXLEY ACT OF 2002**

In connection with the annual report of Caterpillar Inc. (the "Company") on Form 10-K for the period ending December 31, 2007 as filed with the Securities and Exchange Commission on the date hereof (the "Report"), the undersigned hereby certify pursuant to 18 U.S.C. Section 1350, as adopted pursuant to Section 906 of the Sarbanes-Oxley Act of 2002, that to the best of our knowledge:

- (1) The Report fully complies with the requirements of section 13(a) or 15(d) of the Securities and Exchange Act of 1934; and
- (2) The information contained in the Report fairly presents, in all material respects, the financial condition and results of operations of the Company.

February 22, 2008

/s/ James W. Owens  
(James W. Owens)

Chairman of the Board and  
Chief Executive Officer

February 22, 2008

/s/ David B. Burritt  
(David B. Burritt)

Vice President and  
Chief Financial Officer

Form Last Updated by the NYSE on April 28, 2006

**NYSE Regulation**  
**Domestic Company**  
**Section 303A**  
**Annual CEO Certification**

As the Chief Executive Officer of Caterpillar Inc. (CAT) and as required by Section 303A.12(a) of the New York Stock Exchange Listed Company Manual, I hereby certify that as of the date hereof I am not aware of any violation by the Company of NYSE's corporate governance listing standards, other than has been notified to the Exchange pursuant to Section 303A.12(b) and disclosed on Exhibit H to the Company's Domestic Company Section 303A Annual Written Affirmation.

This certification is:

Without qualification

or

With qualification

By: /s/ James W. Owens  
Printed Name: James W. Owens  
Title: Chairman and Chief Executive Officer  
Date: July 03, 2007