

Scrum and CMMI Level 5: The Magic Potion for Code Warriors

Jeff Sutherland, Ph.D.
Patientkeeper Inc.
jeff.sutherland@computer.org

Carsten Ruseng Jakobsen
Systematic Software Engineering
crj@systematic.dk

Kent Johnson
AgileDigm Inc.
kent.johnson@agiledigm.com

Abstract

Projects combining agile methods with CMMI¹ are more successful in producing higher quality software that more effectively meets customer needs at a faster pace. Systematic Software Engineering works at CMMI level 5 and uses Lean Software Development as a driver for optimizing software processes. Early pilot projects showed productivity on Scrum teams almost twice that of traditional teams. Other projects using a story-based test-driven approach to software development reduced defects in final test by 40%.

We assert that Scrum and CMMI together bring a more powerful combination of adaptability and predictability than either one alone and suggest how other companies can combine them.

1. Introduction

Successful software development is challenged by the ability to manage complexity, technology innovation, and requirements change. Agile and CMMI methods each address these challenges but have a very different approach and perspective.

Management of complexity requires process discipline while management of change requires adaptability. CMMI provides process discipline and Scrum enhances adaptability. This paper provides an analysis of the effect of introducing Agile practices into a CMMI Level 5 company.

1.1. CMMI

The Capability Maturity Model (CMM) has existed since 1991, as a model based on best practices for software development. It describes an evolutionary method for improving an organization from one that is ad hoc and immature to one that is disciplined and mature [1]. The CMM is internationally recognized and was developed by the Software Engineering Institute at Carnegie Mellon University, Pittsburgh, USA.

¹ ® Capability Maturity Model, CMM and CMMI are registered in the U.S. Patent and Trademark Office

In 2002, a significantly extended version called CMMI was announced, where the ‘I’ stands for ‘Integration.’. In 2006, version 1.2 of the CMMI model was published [2]. This model integrated software engineering, systems engineering disciplines, and software acquisition practices into one maturity model. CMMI defines 25 process areas to implement. For each process area required goals, expected practices, and recommended sub-practices are defined. In addition, a set of generic practices must be applied for all processes.

Experience with CMM and CMMI, demonstrates that organizations appraised to higher levels of CMM or CMMI improve the ability to deliver on schedule, cost, and agreed quality. Increasingly, the industry requires suppliers to be appraised to CMM or CMMI level 3 or higher [3]. A number of governmental organizations worldwide, have established CMMI maturity requirements. For example, the Danish Minister of Science recently proposed regulations to require public organizations to request documentation of their supplier’s maturity level [4].

1.2. Scrum

Scrum for software development teams began at Easel Corporation in 1993 [5] and emerged as a formal method at OOPSLA’95 [6]. A development process was needed to support enterprise teams where visualization of design immediately generated working code. Fundamental problems inherent in software development influenced the introduction of Scrum:

- Uncertainty is inherent and inevitable in software development processes and products - Ziv’s Uncertainty Principle [7]
 - For a new software system the requirements will not be completely known until after the users have used it - Humphrey’s Requirements Uncertainty Principle [8]
 - It is not possible to completely specify an interactive system – Wegner’s Lemma [9]
 - Ambiguous and changing requirements, combined with evolving tools and technologies make implementation strategies unpredictable.
- “All-at-Once” models of software development uniquely fit object-oriented implementation of software and help resolve these challenges. They assume the

creation of software involves simultaneous work on requirements, analysis, design, coding, and testing, then delivering the entire system all at once [10].

Sutherland and Schwaber, co-creators of Scrum joined forces with creators of other Agile processes in 2001 to write the Agile Manifesto [11]. A common focus on working software, team interactions, customer collaboration, and adapting to change were agreed upon as central principles essential to optimizing software productivity and quality.

2. Guide for mixing CMMI and Agile

2.1. How CMMI can improve Agile

Our focus is on using CMMI to help an organization institutionalize Agile Methods. Selective use of Agile Methods may degenerate into undisciplined hacking. We believe real value from Agile Methods can only be obtained through disciplined use. CMMI has a concept of *Institutionalization* that can help establish this needed discipline.

Institutionalization is defined in CMMI as “the ingrained way of doing business that an organization follows routinely as part of its corporate culture.” Others have described institutionalization as simply “this is the way we do things around here.” Note that institutionalization is an organizational-level concept that supports multiple projects.

CMMI supports institutionalization through Generic Practices (GP) associated with all process areas. For the purposes of discussion, we will look at the 12 generic practices associated with maturity levels 2 and 3 in the CMMI [14] and how they might help an organization use Agile Methods. We have paraphrased the generic practices (**shown in bold text below**) to match our recommended usage with Agile Methods. In CMMI terms, the projects in an organization would be *expected* to perform an activity that accomplished each of these generic practices. We have used Scrum as the example Agile Method to describe some of the activities that relate to these practices.

2.1.1. Establish and maintain an organizational policy for planning and performing Agile Methods (GP 2.1). The first step toward institutionalization of Agile Methods is to establish how and when they will be used in the organization. An organization might determine that Agile Methods will be used on all projects or some subset of projects based on size, type of product, technology, or other factors. This policy is a way to clearly communicate the organization’s intent regarding Agile Methods. In keeping with the Agile

Principle of face-to-face conversations at “all hands meeting” or a visit by a senior manager during a project’s kick off could be used to communicate the policy.

2.1.2. Establish and maintain the plan for performing Agile Methods (GP2.2). This practice can help ensure Agile Methods do not degrade into undisciplined hacking. The expectation is that Agile Methods are planned and that a defined process exists and is followed. The defined process should include a sequence of steps capturing the minimum essential information needed to describe what a project really does. The plan would also capture the essential aspects of how the other 10 generic practices are to be implemented in the project. In Scrum, some of this planning is likely to be captured in a product backlog and/or sprint backlog, most likely within a tool as opposed to a document.

2.1.3. Provide adequate resources for performing Agile Methods (GP 2.3). Every project wants, needs, and expects competent professionals, adequate funding, and appropriate facilities and tools. Implementing an activity to explicitly manage these wants and needs has proved useful. In Scrum, for example, these needs may be reviewed and addressed at the Sprint Planning Meeting and Sprint Review Meeting and reconsidered when significant changes occur.

2.1.4. Assign responsibility and authority for performing Agile Methods (GP 2.4). For a project to be successful, clear responsibility and authority need to be defined. Usually this includes a combination of role descriptions and assignments. The definitions of these roles identify a level of responsibility and authority. For example, a Scrum Project would assign an individual or individuals to the roles of Product Owner, ScrumMaster, and Team. Expertise in the Team is likely to include a mix of domain experts, system engineers, software engineers, architects, programmers, analysts, QA experts, testers, UI designers, etc. Scrum assigns the team as a whole the responsibility for delivering working software. The Product Owner is responsible for specifying and prioritizing the work. The ScrumMaster is responsible for assuring the Scrum process is followed. Management is responsible for providing the right expertise to the team.

2.1.5. Train the people performing Agile Methods (GP 2.5). The right training can increase the performance of competent professionals and supports introducing new methods into an organization. Institutionalization of the Agile Method being used requires consistent training. This practice includes determining the individuals to train, defining the exact training to provide, and performing the needed training. Training can be provided using many different approaches, including programmed instruction, formalized on-the-job training, mentoring, and formal and classroom training. It is important that a mechanism be

defined to ensure that training has occurred and is beneficial.

2.1.6. Place designated work products under appropriate level of configuration management (GP 2.6). The purpose of a project is to produce deliverable product(s). This product is often a collection of a number of intermediate or supporting work products (code, manuals, software systems, build files, etc.). Each of these work products has a value and often goes through a series of steps that increase their value. The concept of configuration management is intended to protect these valuable work products by defining the level of control, for example, version control or baseline control and perhaps multiple levels of baseline control to use within the project.

2.1.7. Identify and involve the relevant stakeholders as planned (GP 2.7). Involving the customer as a relevant stakeholder is a strength of Agile Methods. This practice further identifies the need to ensure that the expected level of stakeholder involvement occurs. For example, if the project depends on customer feedback with each increment, build, or Sprint, and involvement falls short of expectations, it is then necessary to communicate to the appropriate level, individual, or group in the organization to allow for corrective action, as corrective action may be beyond the scope of the project team. In advanced Scrum implementations, this may be formalized as a MetaScrum [17] where stakeholders serve as a board of directors for the Product Owner.

2.1.8. Monitor and control Agile Methods against the plan and take appropriate corrective action (GP 2.8). This practice involves measuring actual performance against the project's plan and taking corrective action. Direct day-to-day monitoring is a strong feature of the Daily Scrum Meeting, the Release Burndown Chart shows how much work remains at the beginning of each Sprint, and the Sprint Burndown Chart shows total task hours remaining per day. Scrum enhances the effectiveness of the plan by allowing the Product Owner to inspect and adapt to maximize ROI, rather than merely assuring plan accuracy.

2.1.9. Objectively evaluate adherence to the Agile Methods and address noncompliance (GP2.9). This practice is based on having someone not directly responsible for managing or performing project activities evaluate the actual activities of the project. Some organizations implement this practice as both an assurance activity and coaching activity. The coaching concept matches many Agile Methods. The ScrumMaster has primary responsibility for adherence to Scrum practices, tracking progress, removing impediments, resolving personnel problems, and is usually not engaged in implementation of project tasks.

The Product Owner has primary responsibility for assuring software meets requirements and is high quality.

2.1.10. Review the activities, status, and results of the Agile Methods with higher-level management and resolve issues (GP2.10). The purpose of this practice is to ensure that higher-level management has appropriate visibility into the project activities. Different managers have different needs for information. Agile Methods have a high level of interaction, for example, Scrum has a Sprint Planning Meeting, Daily Scrum Meetings, a Sprint Review Meeting, and a Sprint Retrospective Meeting. Management needs are supported by transparency of status data produced by the Scrum Burndown Chart combined with defect data. Management responsibilities are to (1) provide strategic vision, business strategy, and resources, (2) remove impediments surfaced by Scrum teams that the teams cannot remove themselves, (3) ensure growth and career path of staff, and (4) challenge the Scrum teams to move beyond mediocrity. The list of impediments generated by the Scrum teams is transparent to management and it is their responsibility to assure they are removed in order to improve organizational performance.

2.1.11. Establish and maintain the description of Agile Methods (GP 3.1). This practice is a refinement of GP2.2 above. The only real difference is that description of Agile Methods in this practice is expected to be organization-wide and not unique to a project. The result is that variability in how Agile Methods are performed would be reduced across the organization; and therefore more exchange between projects of people, tools, information and products can be supported.

2.1.12. Collect the results from using Agile Methods to support future use and improve the organization's approach to Agile Methods (GP 3.2).

This practice supports the goal of learning across projects by collecting the results from individual projects. The Scrum Sprint Retrospective Meeting could be used as the mechanism for this practice.

All of these generic practices have been useful in organizations implementing other processes. We have seen that a number of these generic practices have at least partial support in Scrum or other Agile Methods. We believe that implementing these practices can help establish needed discipline to any Agile Method.

2.2. Critiques of CMM

In research funded by the Danish government, Rose et. al. surveyed the literature on critiques of CMM [18]. They observed that the chief criticism of CMM is not the process itself, but the effects of focus on process orientation.

While side effects of process focus may be viewed as simply poor CMM implementation, organizations with heavyweight processes are highly prone to poor execution.

As with any other model, good and bad implementations of CMM exist. We believe that bad implementations are one of the main reasons for the existence of many negative criticisms of CMM. Such implementations are often characterized as in the table below, whereas many good CMM implementations address most of the criticism.

One way to enhance chances for a good CMM or CMMI implementation is to use Scrum. Applying Scrum and agile mindset while implementing CMMI will help to assure good practice.

We acknowledge that the CMM criticism listed in the table below exist, but from our knowledge of good CMMI implementations we consider the criticisms to be incorrect. However, a poor implementation of CMMI may be perceived this to have the problems below. Even though good CMMI implementations can be done without agile methods, the table shows that Scrum will contribute with a beneficial focus on issues stemming from a “bad” CMMI implementation.

Conversely, there are Agile implementations that do not meet the basic requirements of Scrum practice. They do not result in fixed iterations that deliver working code that is fully tested at the end of each Sprint. The Product Owner may not be clearly defined or be dysfunctional. There may not be a single Product Backlog prioritized by business value for the company leading to conflicting priorities and thrashing within the organization. The Product Backlog may not be estimated by the team, leading to unpredictable projects, missed deadlines, and broken budgets. The team may not keep a Burndown chart and know the velocity of software production from Sprint to Sprint. This can make it impossible for the Product Owner to develop a release plan with predictable release dates. A good CMMI implementation can help remedy all of these common impediments.

CMM criticism	Scrum support
CMM reveres process but ignores people.	Scrum is the first development process to treat people issues the same as other project management issues [19].

CMMI does not focus on underlying organizational problems that should be resolved.	A primary responsibility of the ScrumMaster is to maintain and resolve an impediment list that contains organizational issues, personal issues, and technical problems.
CMMI ignores quality in the software product assuming an unproven link between quality in the process and quality in the resulting product. Differing project and organizational circumstances may mean that a process that delivers a good product in one context delivers a poor product in another context.	The Scrum Product Owner is responsible for continuously reprioritizing the Product Backlog to maximize business value in current context.
CMMI lacks business orientation	The primary focus of Scrum is on delivering business value.
CMMI provides poor awareness of organizational context.	With Scrum, creation and prioritization of features, tasks, and impediments is always done in organizational context by inspecting and adapting.
CMMI ignores technical and organizational infrastructures.	Daily inspection and adaptation in Scrum meetings focuses on technical and organizational issues.
CMMI encourages an internal efficiency focus and thus market and competition blindness.	Scrum focus is on delivering business value. Type C Scrum allows an entire company to dominate a market segment through inspecting and adapting in real time to competition [17].

3. Scrum and CMMI: a magic potion

Systematic is a privately held software systems company that employs over 400 people with offices in Denmark, USA, Finland and the UK. They develop large systems used in the defense, healthcare, manufacturing, and service industries. In November 2005 they were appraised using

the SCAMPI^{SM2} method and found to be CMMI level 5 compliant.

At Systematic, CMMI Level 5 practices have reduced rework by 42%, maintained estimation precision deviation less than 10%, and assure 92% of all milestones are delivered early or on time. At the same time, extra work on projects has been significantly reduced.

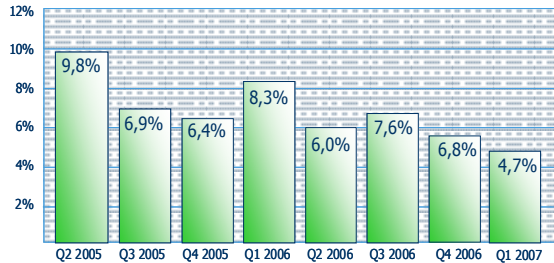


Figure 1 Rework at Systematic

More importantly, Systematic has transformed over twenty years of experience into a unified set of processes used by all software projects. Historical data are systematically collected and analyzed to continuously provide insight into the capability and performance of the organization.

The use of a shared common process makes it easier for people to move from project to project and share experiences and lessons learned between projects. We can also compare performance of new processes to performance of existing processes and create a foundation for continuous improvement.

using 69% effort compared to a CMMI Level 1 company [12, 13]. Figure 2 above shows that replacing some core processes with Scrum drives cost down another 34%, cuts process overhead by more than 50% and drives defects down by 40%.

CMMI Level 5 is increasingly a requirement from customers and key to obtaining large contracts, especially within defence and healthcare. Customers recognize that CMMI Level 5 gives high predictability and better-engineered product for scalability, maintainability, adaptability, and reliability.

CMMI provides insight into what processes are needed to maintain a **disciplined** mature organization capable of predicting and improving performance of the organization and projects. Scrum provides guidance for efficient management of projects in a way that allows for high flexibility and **adaptability**. When mixing the two, a magic potion emerges, where the mindset from Scrum ensures that processes are implemented efficiently while embracing change, and CMMI ensures that all relevant processes are considered.

Individually CMMI and Scrum have proven benefits but also pitfalls. An Agile company may implement Scrum correctly but fail due to lack of institutionalization, or insufficient execution of engineering or management processes. CMMI can help Agile companies to institutionalize Agile methods more consistently and clarify what processes need improvement.

A company can comply with CMMI, but fail to reach optimal performance due to poor process implementation. Scrum and other Agile methodologies can guide such companies towards more efficient implementation of CMMI process requirements.

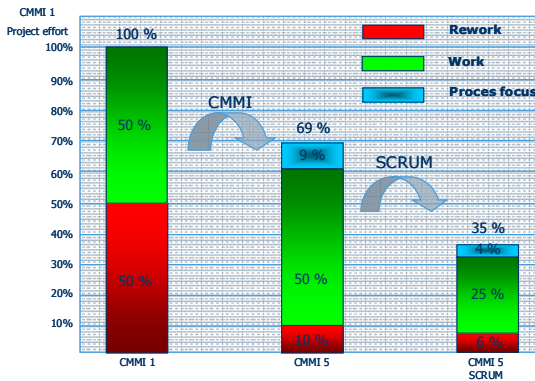


Figure 2: CMMI and Scrum Productivity Gains

In short, Systematic is able to deliver what the customer has ordered on schedule, cost and quality

² SM Capability Maturity Model Integration, and SCAMPI are service marks of Carnegie Mellon University

3.1. Systematic Lean experience

Systematic made a strategic decision to use Lean as the dominant paradigm for future improvements after achieving CMMI level 5. Lean has demonstrated notable results for many years in domains such as auto manufacturing, and has been adapted to other domains, including product and software development. Systematic identified Lean Software Development [15] as the Lean dialect most relevant to Systematic.

Applying Lean Software Development, as a driver for future improvements in a company appraised to CMMI level 5, depends on the adoption of a lean and agile mindset in the implementation of the CMMI processes, and Systematic placed special focus implementing the Lean change in the spirit of the Agile Manifesto.

Lean competencies were established through handing out handout of books, formal and informal training, and walk-the-talk activities. Project Managers were trained in Lean Software Development, and Mary Poppendieck

visited Systematic to present a management seminar on Lean Software Development.

This seminar established an understanding of the Agile and Lean mindset. The causal dependencies between the principles and tools in Lean Software Development were analyzed by Carsten Jakobsen, change agent for Lean, and resulted in the model presented in Table 1.

The model groups the thinking tools from Lean Software Development into the categories: Engineering, Management and People. Furthermore the elements are arranged according to causal dependencies, where elements to the right depends on one or more elements to the left. These dependencies are simplified into four phases: Value, Flow, Pull and Perfection. The model facilitated a way to prioritize

which thinking tools to focus on. Left most tools were considered good candidates to start with.

However the most important input was an analysis showing improvement opportunities with a high expected cost-benefit ratio. Internal studies at Systematic show the cost of fixing a defect increases from 1.6 hours when detected in the coding phase, to 12 hours when detected in the testing phase and 23.7 hours when detected in the maintenance phase. Improvements that could eliminate or move defects to earlier phases were priorities. We also observed that focus on quality gradually led to longer test periods which drove a trend towards increased cycle time. From a business value perspective, shorter cycle times are desirable.

	Value	Flow	Pull	Perfection
Engineering	<u>P6 Integrity</u> T19 Refactor T20 Test	<u>P2 Amplify Learning</u> T5 Synchronization T4 Iterations	<u>P2 Amplify Learning</u> T3 Feedback T6 Setbased development	<u>P6 Integrity</u> T18 Conceptual T17 Perceived
Management	<u>P1 Create Value</u> T1 Find Waste T2 Value Stream	<u>P4 Deliver Fast</u> T11 Queue Theory T12 Cost of delay	<u>P7 See the Whole</u> T22 Contracts T21 Measures T10 Pull	<u>P3 Defer Commitment</u> T7 Options thinking T8 Defer commitment T9 Decision making
People	<u>P5 Empower team</u> T16 Expertise	<u>P5 Empower team</u> T14 Motivation	<u>P5 Empower team</u> T15 Leadership	<u>P5 Empower team</u> T13 Self determination

Table 2 Lean Software Development arranged after causal dependencies

3.2. Systematic experience from pilots

Analysis of Systematic improvement opportunities and Lean causal dependencies led to the decision to seek improvements based on the Lean Software Development principles of Build Integrity In, Amplify Learning and Deliver Fast.

Lean Thinking tools inspired us to consider Scrum and early testing. In approximately 4 months, two small and two large projects piloted Scrum and story-based early testing.

3.2.1. Scrum. The first pilot responded to a request for proposal, where Systematic, inspired by Lean principles, suggested a delivery plan with bi-weekly deliveries. Explicit expectations for customer involvement and feedback were established. The project had a team size of 4 and produced software for a customer in the Danish Government.

One of the main reasons that Systematic was awarded the contract was the commitment to deliver

working code bi-weekly and providing a transparent process to the customer. During project execution, a high communication bandwidth was kept between the team, the customer and end users. This was one of the main reasons for achieving high customer satisfaction.

The delivery plan and customer involvement resulted in early detection of technological problems. Had a traditional approach been used these issues would have been identified much later with negative impacts on cost and schedule performance.

Productivity of this small project was at the expected level compared to the productivity performance baseline for small projects. Another small project with a team size of 5 working for a Defense customer using Scrum shows a similar productivity and the same indications of high quality and customer satisfaction.

At Systematic, productivity for a project is defined as the total number of lines of code produced divided by the total project effort spent in hours. Data are normalized with respect to programming language, type of code: new, reuse or test.

Systematic maintains a productivity performance baseline (PPB) from data collected on completed projects [16] showing project size related to hours to project completion. Historically, these data show that productivity is high on small projects and declines with the size of the project. The productivity performance baseline in Systematic is divided into two groups: small projects less than 4000 hours and large projects above 4000 hours. Productivity of small projects is 181% the productivity of large projects.

When comparing the projects using Scrum to the current productivity baseline it is seen that productivity for small projects is insignificantly changed, but the productivity for large projects shows a 201% increase in productivity, or slightly better than linear scalability. As mentioned above, the large projects did additional improvements, and it is therefore not possible to attribute the benefit solely to Scrum. However the people involved all agree that Scrum was a significant part of this improvement.

There is a strong indication that large projects in Systematic using Scrum will double productivity going forward compared to previous processes. Small projects in Systematic already show a high productivity. We believe that this is because small projects in Systematic always have been managed in a way similar to Scrum. However quality and customer satisfaction seems to be improved with Scrum. We believe Scrum has facilitated a better understanding of how small projects are managed efficiently.

3.2.2. Early testing. One larger project with a team size of 10 worked on a military messaging system. This project was inspired from the Lean thinking tool “Build Integrity In” to investigate how to do early test, and as a result they invented an enhanced story-based approach to early testing in software development. The name “Story-based” development was inspired from XP, but our approach included new aspects like: short incremental contributions, inspections, and was feature driven.

The idea of story-based development was to subdivide features of work, typically estimated to hundreds of hours of work into smaller stories of 20-40 hours of work. The implementation of a story followed a new procedure, where the first activity would be to decide how the story could be tested before any code was written. This test could then be used as the exit criteria for implementation of the story.

The procedure included a few checkpoints where an inspector would inspect the work produced, and decide whether or not the developer could proceed to the next activity in the procedure. These inspections

are lightweight, and could typically be done in less than 5 minutes.

Many benefits from story-based development were immediately apparent. The combination of a good definition of when a story was complete, and early incremental testing of the features, provided a very precise overview of status and progress for both team and other stakeholders.

Developing a series of small stories rather than parts of a big feature creates a better focus on completing a feature until it fulfills all the criteria for being “done”. This project finished early, and reduced the number of coding defects in final test by 38% compared to previous processes.

Another project with a team size of 19 working on a module to a electronic patient record system, also worked with early testing. They ensured that test activities were integrated into development, with a strong focus on “seeing the whole” and understanding how the solution fit the customer’s domain. Each week the project defined a goal to be achieved. The project ensured that test and domain specialists were co-located with the developers. This caused discussion and reflection between testers, developers, user experience engineers and software architects, before or very early in the development of new functionality. As a consequence the amount of remaining coding defects in final test were reduced by 42% compared to previous processes.

Based on these two projects, it was concluded that test activities should be an integrated activity through out the projects’ lifetime. Scrum inherently supports this through cross-functional teams and frequent deliveries to the customer. Furthermore, it was concluded that the story-based software development method should be the default recommended method for software development in Systematic projects.

3.2.3. Real needs. In another project, a customer sent a request for proposal on a fixed set of requirements. When Systematic responded, we expressed our concern that the scope and contents expressed in the requirements were beyond the customer’s real needs.

Systematic decided to openly share the internal estimation of the requirements with the customer, for the purpose of narrowing scope by removing requirements not needed or too expensive compared to the customer’s budget. The customer agreed to re-evaluate the requirement specification, and the result was that requirements and price were reduced by 50%.

This experience supports results in a Standish Group Study reported at XP2002 by Jim Johnson, showing that 64% of features in a fixed price contract are never or rarely used by end-users.

We believe that this illustrates how important it is to have a frank and open discussion with the customer, in order to find out what the real needs are. Success is not achieved by doing the largest project, but by doing the project that provides the most value for the customer, leaving time for software developers to work with other customers with real needs. This strategy is strongly supported by Scrum.

3.3. Adoption of agile methods

The result of the pilots were two-fold. They confirmed the general idea of using a Lean mindset as a source for identification of new improvements. Secondly, it provided two specific improvements, Scrum and story-based early testing, showing how agile methods can be adopted while maintaining CMMI compliance. An important insight for Systematic was that adoption of agile methods involved only small adjustments to existing processes. The main difference was to adopt a lean and agile mindset in interpretation of existing processes.

Evaluation of results from pilot projects led to adoption of Scrum and story based early testing. One consequence of adopting story-based early testing was an enhanced focus on the ability to continuously integrate and build the project software. Some projects established an objective that at least one build should be produced per day, and that the time from when a build fails until next successful build must not be more than a working day. In a CMMI level 5 company a key activity is to maintain statistical control of subprocesses as a first step in quantitatively improving the subprocess. In this example, Systematic looked at the time it took to fix failed builds as data to support the goal. A system was setup to gather data automatically from the project build server and control charts were established (see figure 2). This is a good illustration of how disciplines are institutionalized with CMMI and how they can be used in the adoption and institutionalization of agile practices. These methods are now the default choice for new projects and are integrated in the process descriptions at Systematic.

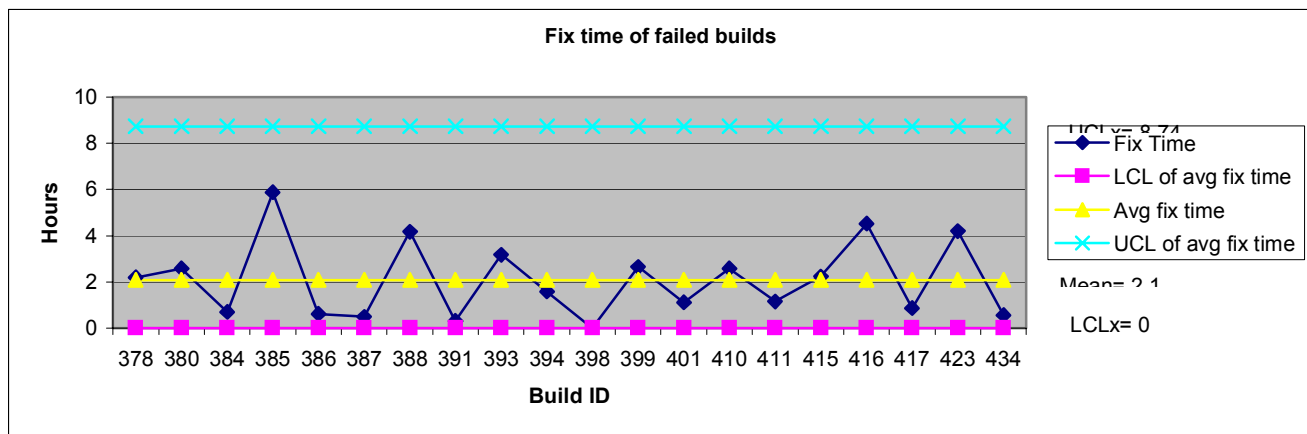


Figure 3: Control Chart for fix-time of failed builds

4. Conclusion

This paper shows that CMMI and Scrum can be successfully mixed. The mix results in significantly improved performance while maintaining compliance to CMMI Level 5 as compared to performance with either CMMI or Scrum alone.

Scrum pilot projects showed significant gains in productivity and quality over traditional methods. Simultaneously better user satisfaction and developer satisfaction were achieved. These results led to an ROI based decision to more widely introduce Scrum and

consider other Agile practices at Systematic. Scrum now reduces every category of work (defects, rework, total work required, and process overhead) by almost 50%.

For Agile companies the article has presented how Generic Practices can be used to institutionalize agile practices and we presented Lean Software Development [19] as an operational tool to identify improvement opportunities in a CMMI 5 company.

Companies in defense, aerospace, and other industries that require high maturity of processes, should carefully consider introducing Agile practices and all software companies should consider introducing CMMI practices.

Our recommendation to the Agile community is to use the CMMI generic practices from CMMI Level 3 to amplify the benefits from Agile methods. Our recommendation to the CMMI community is to fit Agile methods into your CMMI framework. It will provide exciting improvements to your organization.

5. References

- [1] M. C. Paulk, C. V. Weber, B. Curtis, and M. B. Chrissis, *The Capability Maturity Model ®: Guidelines for Improving the Software Process*. Boston: Addison-Wesley, 1995.
- [2] M. B. Chrissis, Konrad, and Shrum, *CMMI Second Edition: Guidelines for Process Integration and Product Improvement*.: Addison-Wesley, 2006.
- [3] D. R. Goldenson and D. L. Gibson, "Demonstrating the impacts and benefits of CMMI," *CrossTalk*, October 2003.
- [4] D. D. o. Science, "Maturity of customer and suppliers in the public sector," 2006.
- [5] J. Sutherland, "Agile Development: Lessons Learned from the First Scrum," *Cutter Agile Project Management Advisory Service: Executive Update*, vol. 5, pp. 1-4, 2004.
- [6] K. Schwaber, "Scrum Development Process," in *OOPSLA Business Object Design and Implementation Workshop*, J. Sutherland, D. Patel, C. Casanave, J. Miller, and G. Hollowell, Eds. London: Springer, 1997.
- [7] H. Ziv and D. Richardson, "The Uncertainty Principle in Software Engineering," in *submitted to Proceedings of the 19th International Conference on Software Engineering (ICSE'97)*, 1997.
- [8] W. S. Humphrey, *A Discipline for Software Engineering*: Addison-Wesley, 1995.
- [9] P. Wegner, "Why Interaction Is More Powerful Than Algorithms," *Communications of the ACM*, vol. 40, pp. 80-91, May 1997.
- [10] P. DeGrace and L. H. Stahl, *Wicked problems, righteous solutions : a catalogue of modern software engineering paradigms*. Englewood Cliffs, N.J.: Yourdon Press, 1990.
- [11] M. Fowler and J. Highsmith, "The Agile Manifesto," *Dr. Dobbs*, July 13 2001.
- [12] Krasner and Houston, "Using the Cost of Quality Approach for Software," *CrossTalk*, November 1998.
- [13] M. Diaz and J. King, "How CMM Impacts Quality, Productivity, Rework, and the Bottom Line," *CrossTalk*, March 2002.
- [14] M. B. Chrissis, Konrad, and Shrum, *CMMI – guideline for process integration and product improvement*, 2002.
- [15] M. Poppendieck and T. Poppendieck, *Lean Software Development: An Implementation Guide*: Addison-Wesley, 2006.
- [16] M. K. Kulpa and K. A. Johnson, *Interpreting the CMMI: A Process Improvement Approach*. Boca Raton: Auerbach Publications, 2003.
- [17] J. Sutherland, "Future of Scrum: Parallel Pipelining of Sprints in Complex Projects," in *AGILE 2005 Conference*, Denver, CO, 2005.
- [18] J. Rose, I. Aaen, and P. Axel Nielsen, "The Industrial Age, the Knowledge Age, the Internet Age: Improving Software Management," Aalborg University 2004.
- [19] J. O. Coplien, "Personal issues caused over 50% of productivity losses in the ATT Bell Labs Pasteur Project analysis of over 200 case studies," Personal communication ed, J. Sutherland, Ed. Lynby, Denmark, 2006.